



CITY COUNCIL SPECIAL AND REGULAR MEETING AGENDA JANUARY 16, 2024

SPECIAL MEETING: 6:30 P.M. – 7:00 P.M
REGULAR MEETING: 7:00 P.M.

WE ENCOURAGE ALL MEMBERS OF THE PUBLIC TO PARTICIPATE IN THE MEETING VIA TELECONFERENCE BY CALLING (520) 525-8911. ANY MEMBER OF THE PUBLIC PARTICIPATING VIA TELECONFERENCE WILL BE GIVEN THE OPPORTUNITY TO PROVIDE PUBLIC COMMENT.

ADDITIONALLY, THE REGULAR MEETING WILL BE STREAMED ON YOUTUBE LIVE
https://www.youtube.com/channel/UCB_ZmQZIHlH-ECEPZ2VwZg

Notice is hereby given that the City Council will hold a Regular Meeting on January 16, 2024, at the City Council Chambers, 663 Main Street, Livingston, California. Assistance will be provided to those requiring accommodations for disabilities in compliance with the Americans with Disabilities Act of 1990. Persons requesting accommodation should contact the Deputy City Clerk at least 24 hours prior to this meeting at (209) 394-8041, Ext. 121. Any writings or documents pertaining to an Open Session item provided to a majority of the members of the legislative body less than 72 hours prior to the meeting shall be made available for public inspection by email if requested. Public comments can be submitted via emailed at citycouncil@livingstoncity.com. Comments must be received by 2:00 p.m. on the day of the City Council meeting in order for them to be distributed to the Council prior to consideration of the matter. You will need to provide: Meeting date, item number, name, email and comment (please limit to 300 words or 3 minutes). Please include: PUBLIC COMMENT in the subject for the email. Written comments will not be read aloud at the meeting, but will be reported as received for the record. If you do not receive an acknowledgement of receipt by 4:00 p.m., please call the City Clerk's Office at (209) 394-8041, Ext. 121 (Note: This technology is not a guaranteed method).

SPECIAL MEETING

1. Call to Order
2. Roll Call
3. Pledge of Allegiance.
4. Moment of Silence – First Responders and Military Members.
5. Citizen Comments

CLOSED SESSION

*A “Closed” or “Executive” Session of the City Council or the Successor Agency to the Redevelopment Agency of the City of Livingston may be held in accordance with state law which may include, but is not limited to, the following types of items: personnel matters, labor negotiations, security matters, providing instructions to real property negotiators, conference with legal counsel regarding pending litigation. The Closed Session will be held in the City Council Chambers located at 663 Main Street, Livingston, California. **Any public comment on Closed Session items will be taken before the Closed Session.** Any required announcements or discussion of Closed Session items or actions following the Closed Session will be made in the City Council Chambers, 633 Main Street, Livingston, California.*

6. Liability Claims (Gov. Code, § 54956.95)
Claimant: Girish Saini
Agency claimed against: City of Livingston

REGULAR MEETING

CALL TO ORDER

Pledge of Allegiance.

Moment of Silence – First Responders and Military Members.

Roll Call.

Closed Session Announcements.

Changes to the Agenda.

Next Resolution No.: 2024-01
Next Ordinance No.: 653

CITIZEN COMMENTS

This section of the agenda allows members of the public to address the City Council on any item NOT on the agenda. Members of the public, when recognized by the Mayor, should come forward to the lectern, and identify themselves. Comments are normally limited to three (3) minutes. In accordance with State Open Meeting Laws, no action will be taken by the City Council this evening.

ANNOUNCEMENTS AND REPORTS

Supervisor Rodrigo Espinoza Announcements and Reports.

City Staff Announcements and Reports.

- Jacquelyne Benoit, Recreation Superintendent – Recreation Department Update.

City Manager Announcements and Reports.

City Council Members' Announcements and Reports.

Mayor's Announcements and Reports.

Jatinder Mann

- City Council Alternate Liaison - Parks, Recreation and Arts Commission – **Jatinder Mann**
- Merced Integrated Regional Water Management Plan (MIRWMA) – **Jatinder Mann, Representative and Jason Roth, Alternate Representative.**
- Central Valley Division League of California Cities – **Maria Soto, Representative and Jatinder Mann, Alternate.**

Jason Roth

- City Council Liaison - Livingston Planning Commission – **Jason Roth**
- Special City Selection Committee of the San Joaquin Valley Air Pollution Control Board – **Jason Roth, Representative and Gurpal Samra, Alternative.**
- Merced Integrated Regional Water Management Plan (MIRWMA) – **Jatinder Mann, Representative and Jason Roth, Alternate Representative.**

Maria Soto

- Merced County Local Agency Formation Commission (LAFCO) – **Maria Soto, Representative.**
- Central Valley Division League of California Cities – **Maria Soto, Representative and Jason Roth, Alternate.**

Gurpal Samra

- Merced County Mosquito Abatement District Board of Directors – **Gurpal Samra, Representative and Jason Roth, Alternate.**

Jose Moran

- Merced County Association of Governments (MCAG) Governing Board – **Jose Moran, Representative and Gurpal Samra, Alternate.**
- City Council Liaison - Parks, Recreation and Arts Commission – **Jose Moran.**
- Utility Stakeholders Committee – **Jose Moran and Gurpal Samra.**

CONSENT AGENDA

Items on the Consent Calendar are considered routine or non-controversial and will be enacted by one vote, unless separate action is requested by a member of the public, the City Manager or City Council Member. There will be no separate discussion of these items unless members of the public, City Council or City Manager request that specific items be removed. Public comment on consent agenda items shall be limited to three (3) minutes per-person regardless of the number of items contained within the consent agenda.

1. Consideration of a Resolution Accepting Completion for the 2023 Slurry Seals Project, Authorizing the City Clerk to File a Notice of Completion with Merced County, and Authorizing the Interim City Manager to Make Final Payment of Retention Monies to Pavement Coatings Co. Staff Recommendation: Approve Resolution.
2. Consideration of a Resolution to Accept BID and Award a Contract to TBS Contractors for the I Street Waterline Replacement Project and Authorizing the Interim City Manager to Execute the Agreement. Staff Recommendation: Approve Resolution.
3. Consideration of a Resolution 1) Awarding a Purchase Order to PAC Machine Company for Replacement of One 25 HP Submersible Pump at the Arakelian Storm Pump Station; and 2) Approve a Supplemental Appropriation for the Sewer Enterprise Fund in the Amount of \$31,786.25; and 3) Authorize the Interim City Manager to Execute and Issue the Purchase Order to PAC Machine Company in the Amount Not to Exceed \$31,786.25. Staff Recommendation: Approve Resolution.

PUBLIC HEARINGS

4. Consideration of a Resolution Annexing of Territory to a Community Facilities District, Authorizing the Levy of Special Tax, and Submitting Levy of Tax to Qualified Electors, City of Livingston Community Facilities District No. 2017-1 (Public Services) Annexation No. 3 and Resolution Declaring Results of a Special Annexation Election, Determining Validity of Prior Proceedings, and Directing Recording of Amended Notice of Special Tax Lien, City of Livingston Community Facilities District No. 2017-1 (Public Services) Annexation No. 3. Open the Public Hearing, Close the Public Hearing and Approve the Resolutions as Presented.
5. Consideration of an Interim Urgency Ordinance Establishing a Forty-Five (45) day Moratorium on the Issuance of any New Permit for Any New Developments, Projects, Additional, and/or construction Requiring the Use of City Supplied Potable Water. Waive the Reading of the Interim Urgency Ordinance and Adopt Ordinance by Title Only, Open the Public Hearing, Close the Public Hearing and Approve the Ordinance as Presented.

DISCUSSION AND POTENTIAL ACTION ITEMS

6. Discussion and Direction Regarding Resident Concerns about Council Member Maria Soto's Residency.
7. Selection of Committee Members for the 4th of July Standing Committee.
8. Discussion and Adoption of the Merced County Association of Governments (MCAG) 2024 One Priorities for the City of Livingston.

COUNCIL DIRECTION ON FUTURE AGENDA ITEMS

ADJOURNMENT



STAFF REPORT

AGENDA ITEM: Resolution Accepting Completion for the 2023 Slurry Seals Project, Authorizing the City Clerk to file a Notice of Completion with Merced County, and Authorizing the Interim City Manager to Make Final Payment of Retention Monies to Pavement Coatings Co.

MEETING DATE: January 16, 2024

PREPARED BY: Mario Gouveia, City Engineer

REVIEWED BY: Christopher Lopez, Interim City Manager

RECOMMENDATION:

1. Accept the work as complete.
2. Authorize the City Clerk to file a Notice of Completion with Merced County
3. Authorize the Interim City Manager to make final payment of retention monies to Pavement Coatings Co. following the expiration of 35 days from the date of recordation of the Notice of Completion.

BACKGROUND:

In an ongoing effort by the City of Livingston (City) to maintain the roadway pavements and extend the service life of its roadway pavements, the City designated Measure V funds for the construction of the 2023 Slurry Seals Project. The City advertised the project on August 9, 2023, and received a total of three (3) bids that were opened on August 24, 2023. Pavement Coating Co. submitted the lowest responsive and responsible bid and was awarded a contract for \$368,648.25.

DISCUSSION:

The project's construction phase started on October 9, 2023, and the major work consisted of furnishing and applying slurry seal and replacing pavement striping and markings on various streets in the City of Livingston. During the construction phase of the project the scope was modified resulting in a lower project cost to the City.

The Contractor completed all work, and a final inspection has been performed and the work was found to be in compliance with the plans and specifications. Therefore, the work should be accepted as complete, and a Notice of Completion filed with Merced County. If no claims are filed within 35 days after recordation, the retention in the amount of \$16,733.44 should be paid to Pavement Coating Co.

FISCAL IMPACT:

1. The final construction contract cost inclusive of all authorized work was \$334,668.75. Funding for this project was covered by Measure V funds.

A summary of contract costs are as follows:

PROJECT COST SUMMARY

Original Contract Award	\$	368,648.25
Change Order No. 01 Balancing Change Order	\$	(33,979.50)
Final Amount paid to Pavement Coatings Co.	\$	334,668.75

ATTACHMENTS:

1. Resolution
2. Notice of Completion

RESOLUTION NO. 2024-

RESOLUTION OF THE CITY COUNCIL OF THE CITY OF LIVINGSTON ACCEPTING COMPLETION FOR THE 2023 SLURRY SEALS PROJECT, AUTHORIZING THE CITY CLERK TO FILE A NOTICE OF COMPLETION WITH MERCED COUNTY, AND AUTHORIZING THE INTERIM CITY MANAGER TO MAKE FINAL PAYMENT OF RETENTION MONIES TO PAVEMENT COATINGS CO.

WHEREAS, the City of Livingston advertised the 2023 Slurry Seals Project on August 9, 2023; and

WHEREAS, the City of Livingston received and publicly opened bids on August 24, 2023; and

WHEREAS, the City of Livingston awarded a contract to Pavement Coatings Co. in the amount of \$368,648.25 on September 20, 2023; and

WHEREAS, the Public Works Department and City Engineer have completed a final inspection of the Project and recommend the final acceptance; and

WHEREAS, upon approval of the final acceptance of the Project by the City Council, the City Clerk will file a Notice of Completion with Merced County and the City Manager will release the retention monies due to the Contractor 35 days after the recording date; and

NOW, THEREFORE, BE IT RESOLVED, by the City Council of the City of Livingston hereby:

Section 1. Adopts a Resolution accepting 2023 Slurry Seals Project as complete.

Section 2. Authorizes the City Clerk to file a Notice of Completion with Merced County.

Section 3. Authorizes the Interim City Manager to make a final payment of retention monies to Pavement Coatings Co. 35 days after the recording date.

Section 4. This Resolution will become effective immediately.

I hereby certify that the foregoing Resolution No. 2024-___ is a full, true and correct copy of a resolution duly passed and adopted by the City Council of the City of Livingston at a regular meeting thereof duly held on the 16th day of January 2024, by the vote recorded as follows:

AYES:
NOES:
ABSENT:
ABSTAIN:

By: _____
Jose A. Moran, Mayor
of City of Livingston

ATTEST

Monica Cisneros, Deputy City Clerk

APPROVED AS TO LEGAL FORM

Roy C. Santos, City Attorney

RECORDING REQUESTED BY:

City Clerk
City of Livingston

WHEN RECORDED RETURN TO:

City of Livingston
1416 "C" Street
Livingston, CA 95334

NOTICE OF COMPLETION

NOTICE IS HEREBY GIVEN:

1. That the interest of estate stated in paragraph 3 below in the real property hereinafter described is owned by the following:

NAME	STREET AND NO.	CITY	STATE
City of Livingston	1416 "C" Street	Livingston	California

(if more than one owner of the interest stated, the name and address of each must be inserted)

2. That the full name and address of the owner of said interest or estate, if there is only one owner, and the full names and addresses of all the co-owners who own said interest or estate as joint tenants, as tenants in common or otherwise, if there is more than one owner, are set forth in the preceding paragraph.
3. That the nature of the title of said owner, or if more than one, then of said owner and co-owner is: **In Fee.**
4. That on the 8th day of December, 2023 a work of improvement on the real property hereinafter described was completed.
5. That the name of the original contractor, if any for such work of improvement was:

Pavement Coating Co.

(If no contractor for work of improvement as a whole, insert "No Contractor")

6. That the real property herein referred to is situated in the City of Livingston, County of Merced, State of California, and is described as follows:

The project consisted of furnishing and applying slurry seal and replacing pavement striping and markings on various streets in the City of Livingston.

I declare under penalty of perjury under the laws of the State of California that the foregoing is true and correct.

January 16, 2024
Date

By: _____
Signature of Owner

Christopher Lopez
Print Name

VERIFICATION

I understand, state:

I am the person who signed the foregoing notice. I have read the above notice and know its contents, and the facts stated therein are true of my own knowledge.

I declare under penalty of perjury under the laws of the State of California that the foregoing is true and correct.

Executed at Livingston, California
This 16th day of January, 2024.

City of Livingston
Owner

By: _____
Christopher Lopez



STAFF REPORT

AGENDA ITEM: Resolution of the City Council of the City of Livingston to accept Bid and Award a Contract to TBS Contractors for the I Street Waterline Replacement Project and authorizing the Interim City Manager to execute the Agreement.

MEETING DATE: January 16, 2024

PREPARED BY: Mario Gouveia, City Engineer

REVIEWED BY: Christopher Lopez, Interim City Manager

RECOMMENDATION:

Staff recommends that the City Council adopt Resolution No. 2024-____, accepting the low bid from TBS Contractors in the amount of \$34,041.42 and authorize the Interim City Manager to execute the Agreement.

BACKGROUND:

The City of Livingston identified a waterline in need of replacement on I Street between 1st Street and the alley to the east of 1st Street. The line is currently isolated between two existing closed water valves. The project will replace approximately 100 linear feet of waterline with new PVC C900 waterline and will include surface repairs.

DISCUSSION:

Following a public bidding process, the project was advertised in the Merced Sun Star on November 15, 2023, November 22, 2023, and November 29, 2023. The City received a total of three (3) bids that were opened and read aloud at 2:00 p.m. on December 5, 2023, at the City of Livingston City Hall, this being the advertised bid opening date and time. The lowest responsible and responsive bid was submitted by TBS Contractors. The bid results were as listed below:

TBS Contractors	\$ 34,041.42
Lawrence Backhoe Service Inc.	\$ 36,370.00
Mid Cal Pipelines & Utilities Inc.	\$ 45,800.00
Engineer's Estimate	\$ 29,480.00

It is recommended that a Contract be awarded to TBS Contractors in the amount of thirty-four thousand forty-one dollars and forty-two cents (\$34,041.42).

FISCAL IMPACT:

The funding for this project was approved for Fiscal Year 2023/2024 Budget. The I Street Waterline Replacement Project will be funded using water enterprise funds.

ATTACHMENTS:

1. Resolution
2. Abstract of Bids
3. Agreement

RESOLUTION NO. 2024-

RESOLUTION OF THE CITY COUNCIL OF THE CITY OF LIVINGSTON TO ACCEPT BID AND AWARD A CONTRACT TO TBS CONTRACTORS FOR THE I STREET WATERLINE REPLACEMENT PROJECT AND AUTHORIZING THE INTERIM CITY MANAGER TO EXECUTE THE AGREEMENT

WHEREAS, the City of Livingston has identified a waterline in need of replacement on I Street between 1st Street and the alley to the east of 1st Street; and

WHEREAS, the Invitation to Bid for the I Street Waterline Replacement Project was advertised in the Merced Sun Star on November 15, 2023; and

WHEREAS, a total of three (3) bids were received and read aloud at 2:00 p.m. on December 5, 2023 at the City of Livingston City Hall, this being the advertised bid opening date and time. The bid results were as listed below:

TBS Contractors	\$ 34,041.42
Lawrence Backhoe Service Inc.	\$ 36,370.00
Mid Cal Pipeline & Utilities Inc.	\$ 45,800.00
Engineer's Estimate	\$ 29,480.00

WHEREAS, the bids have been reviewed and TBS Contractors submitted the lowest responsive and responsible bid.

NOW, THEREFORE, BE IT RESOLVED, that the City Council of the City of Livingston hereby:

Section 1. Adopt a Resolution to award a contract to TBS Contractors in the amount of thirty-four thousand forty-one dollars and forty-one cents (\$34,041.42).

Section 2. Authorize the Interim City Manager to execute an agreement with TBS Contractors on behalf of the City of Livingston.

Section 3. This Resolution will become effective immediately.

I hereby certify that the foregoing Resolution No. 2024-___ is a full, true and correct copy of a resolution duly passed and adopted by the City Council of the City of Livingston at a regular meeting thereof duly held on the 16th day of January 2024, by the vote recorded as follows:

AYES:
NOES:
ABSENT:
ABSTAIN:

By: _____
Jose A. Moran, Mayor
of City of Livingston

ATTEST

Monica Cisneros, Deputy City Clerk

APPROVED AS TO LEGAL FORM

Roy C. Santos, City Attorney

**ABSTRACT OF BIDS FOR
CITY OF LIVINGSTON
I Street Waterline Replacement
Bid Opening: December 5, 2023 at 2:00 p.m.**

			<i>Engineer's Estimate</i>		TBS CONTRACTORS 1605 E. GERARD AVE MERCED CA 95341		LAWRENCE BACKHOE SERVICE INC 2985 A ST - CASTLE AIRPORT ATWATER CA 95301		MID CAL PIPELINES & UTILITIES INC 6931 MARIPOSA WAY MERCED CA 95344	
Item No.	Item Description	Quantity and Unit	Unit Price	Amount	Unit Price	Amount	Unit Price	Amount	Unit Price	Amount
1	Mobilization	1 LS	2,500.00	2,500.00	1,800.00	1,800.00	1,000.00	1,000.00	2,500.00	2,500.00
2	Traffic Control Plan	1 LS	2,500.00	2,500.00	600.00	600.00	1,200.00	1,200.00	2,500.00	2,500.00
3	Remove and Replace 6-Inch Waterline	102 LF	240.00	24,480.00	310.21	31,641.42	335.00	34,170.00	400.00	40,800.00
BID TOTAL				\$29,480.00		\$34,041.42		\$36,370.00		\$45,800.00

Subcontractors Listed: NONE

CALWEST CONCRETE CUTTING

ACCURATE SAWCUTTING

**PUBLIC WORKS AGREEMENT
BETWEEN CITY OF LIVINGSTON AND**

THIS PUBLIC WORKS AGREEMENT (“**Agreement**”) is made and entered into this 17th day of January, 2024 by and between the CITY OF LIVINGSTON, a municipal corporation, (“**City**”) and TBS Contractors, a corporation (“**Contractor**”). City and Contractor may be referred to, sometimes individually or collectively, as “**Party**” or “**Parties**.”

RECITALS

- A. The City desires to retain Contractor, on an independent contractor basis, to perform services for public works, as more particularly described below.
- B. Contractor represents that it is fully qualified to perform such services by virtue of its experience and the training, education and expertise of its principals and employees.
- C. Pursuant to the authority of the City of Livingston Municipal Code and California state law, City has authority to enter into and execute this Agreement.
- D. The Parties desire to formalize the selection of Contractor for performance of the services and desire that the terms of that performance be as particularly defined and described herein.

NOW, THEREFORE, in consideration of the mutual promises and covenants made by the Parties and contained herein and other consideration, the value and adequacy of which are hereby acknowledged, the parties agree as follows:

AGREEMENT

ARTICLE 1. CONTRACTOR SERVICES

1.1 Scope of Work.

The Contractor shall perform all of the work, furnish all labor, materials, equipment, tools, utility services, and transportation, and comply with all of the specifications and requirements in the Bid Documents for the project entitled I Street Waterline Replacement Project (“**Project**”). All such work shall be performed in a good and workmanlike manner, as reasonably determined by the City, and shall be performed in compliance with all local, state, and federal laws and regulations. As used herein, “**Bid Documents**” refers to all of the documents included in the solicitation of bids for the Project to the extent applicable or appropriate (it being understood that one or more of such documents may not be applicable in the event a competitive bidding process is not utilized due to existence of emergency or exigent circumstances), including but not limited to, the Notice Inviting Bids, Summary of Work, Instructions to Bidders, Bid or Bid Proposal, General Provisions, Special Provisions, Plans, Drawings, and Addenda, and any other documents

included, referenced, or incorporated therein. The Bid Documents are incorporated into this Agreement. In the event of any conflict between the terms of the Bid Documents and this Agreement, the terms of this Agreement shall govern.

1.2 Incorporation of Greenbook.

The provisions 2018 Edition of the Standard Specifications for Public Works Construction, as updated by errata, (“Greenbook”) are incorporated herein, except as explicitly modified by the Bid Documents. In the event of any conflict between the provisions of the Greenbook and this Agreement, the terms of this Agreement shall govern.

1.3 Compliance with Labor and Wage Laws.

(a) Public Work. The Parties acknowledge that the work to be performed under this Agreement is a “public work” as defined in Labor Code Section 1720 and that this Agreement is therefore subject to the requirements of Division 2, Part 7, Chapter 1 (commencing with Section 1720) of the California Labor Code relating to public works contracts and the rules and regulations established by the Department of Industrial Relations (“DIR”) implementing such statutes. The work performed under this Agreement is subject to compliance monitoring and enforcement by the DIR. Contractor shall post job site notices, as prescribed by regulation.

(b) Registration with DIR. Pursuant to Labor Code section 1771.1, Contractor and all subcontractors must be registered with, and pay an annual fee to, the DIR prior to and during the performance of any work under this Agreement.

(c) Prevailing Wages. Contractor shall pay prevailing wages to the extent required by Labor Code Section 1771. Pursuant to Labor Code Section 1773.2, copies of the prevailing rate of per diem wages are on with the City at 1416 C Street, Livingston, CA 95334 and will be made available to any interested party on request. By initiating any work under this Agreement, Contractor acknowledges receipt of a copy of the DIR determination of the prevailing rate of per diem wages, and Contractor shall post a copy of the same at each job site where work is performed under this Agreement. If this Agreement is subject to the payment of federal prevailing wages under the Davis-Bacon Act (40 U.S.C. § 3141 *et seq.*), then Contractor shall pay the higher of either the state for federal prevailing wage applicable to each laborer.

(d) Penalty for Failure to Pay Prevailing Wages. Contractor shall comply with and be bound by the provisions of Labor Code Sections 1774 and 1775 concerning the payment of prevailing rates of wages to workers and the penalties for failure to pay prevailing wages. The Contractor shall, as a penalty to the City, forfeit two hundred dollars (\$200) for each calendar day, or portion thereof, for each worker paid less than the prevailing rates as determined by the DIR for the work or craft in which the worker is employed for any public work done pursuant to this Agreement by Contractor or by any subcontractor.

(e) Payroll Records. Contractor shall comply with and be bound by the provisions of Labor Code Section 1776, which requires Contractor and each subcontractor to: keep accurate payroll records and verify such records in writing under penalty of perjury, as specified in Section 1776; certify and make such payroll records available for inspection as provided by Section 1776; and inform the City of the location of the records.

(f) Apprentices. Contractor shall comply with and be bound by the provisions of Labor Code Sections 1777.5, 1777.6, and 1777.7 and California Code of Regulations Title 8, Section 200 *et seq.* concerning the employment of apprentices on public works projects. Contractor shall be responsible for compliance with these aforementioned Sections for all apprenticeable occupations. Prior to commencing work under this Agreement, Contractor shall provide City with a copy of the information submitted to any applicable apprenticeship program. Within sixty (60) days after concluding work pursuant to this Agreement, Contractor and each of its subcontractors shall submit to the City a verified statement of the journeyman and apprentice hours performed under this Agreement.

(g) Eight-Hour Work Day. Contractor acknowledges that eight (8) hours labor constitutes a legal day's work. Contractor shall comply with and be bound by Labor Code Section 1810.

(h) Penalties for Excess Hours. Contractor shall comply with and be bound by the provisions of Labor Code Section 1813 concerning penalties for workers who work excess hours. The Contractor shall, as a penalty to the City, forfeit twenty-five dollars (\$25) for each worker employed in the performance of this Agreement by the Contractor or by any subcontractor for each calendar day during which such worker is required or permitted to work more than eight (8) hours in any one calendar day and forty (40) hours in any one calendar week in violation of the provisions of Division 2, Part 7, Chapter 1, Article 3 of the Labor Code. Pursuant to Labor Code section 1815, work performed by employees of Contractor in excess of eight (8) hours per day, and forty (40) hours during any one week shall be permitted upon public work upon compensation for all hours worked in excess of 8 hours per day at not less than one and one-half (1½) times the basic rate of pay.

(i) Workers' Compensation. California Labor Code Sections 1860 and 3700 provide that every employer will be required to secure the payment of compensation to its employees if it has employees. In accordance with the provisions of California Labor Code Section 1861, Contractor certifies as follows:

"I am aware of the provisions of Section 3700 of the Labor Code which require every employer to be insured against liability for workers' compensation or to undertake self-insurance in accordance with the provisions of that code, and I will comply with such provisions before commencing the performance of the work of this contract."

(j) Contractor's Responsibility for Subcontractors. For every subcontractor who will perform work under this Agreement, Contractor shall be responsible for such subcontractor's compliance with Division 2, Part 7, Chapter 1 (commencing with Section 1720) of the California Labor Code, and shall make such compliance a requirement in any contract with any subcontractor for work under this Agreement. Contractor shall be required to take all actions necessary to enforce such contractual provisions and ensure subcontractor's compliance, including without limitation, conducting a review of the certified payroll records of the subcontractor on a periodic basis or upon becoming aware of the failure of the subcontractor to pay his or her workers the specified prevailing rate of wages. Contractor shall diligently take corrective action to halt or rectify any such failure by any subcontractor.

1.4 Licenses, Permits, Fees and Assessments.

Contractor shall obtain at its sole cost and expense such licenses, permits, registrations, and approvals as may be required by law for the performance of the services required by this Agreement. Contractor shall have the sole obligation to pay for any fees, assessments and taxes, plus applicable penalties and interest, which may be imposed by law and arise from or are necessary for the Contractor's performance of the services required by this Agreement, and shall indemnify, defend and hold harmless City, its officers, employees or agents of City, against any such fees, assessments, taxes, penalties or interest levied, assessed or imposed against City hereunder.

1.5 Familiarity with Work.

By executing this Agreement, Contractor warrants that Contractor (i) has thoroughly investigated and considered the scope of work to be performed; (ii) has carefully considered how the services should be performed; and (iii) fully understands the facilities, difficulties and restrictions attending performance of the services under this Agreement. If the services involve work upon any site, Contractor warrants that Contractor has or will investigate the site and is or will be fully acquainted with the conditions there existing, prior to commencement of services hereunder.

1.6 Discovery of Unknown Conditions.

(a) Pursuant to Public Contract Code section 7104, Contractor shall promptly, and before the following conditions are disturbed, notify the City, in writing, of any: (i) material Contractor believes may be hazardous waste as defined in Section 25117 of the Health & Safety Code required to be removed to a Class I, II, or III disposal site in accordance with existing law; (ii) subsurface or latent physical conditions at the site, materially different from those indicated by information about the site made available to bidders prior to the deadline for submitting bids on the project; or (iii) unknown physical conditions at the site of any unusual nature, different from those ordinarily encountered and generally recognized as inherent in work of the character provided for in this Agreement.

(b) City shall promptly investigate the conditions, and if it finds that the conditions do materially differ, or do involve hazardous waste, and cause a decrease or increase in Contractor's cost of, or the time required for, performance of any part of the work, shall issue a change order in accordance with this Agreement.

(c) In the event that a dispute arises between City and Contractor whether the conditions materially differ, or involve hazardous waste, or cause a decrease or increase in Contractor's cost of, or time required for, performance of any part of the work, Contractor shall not be excused from any scheduled completion date set, but shall proceed with all work to be performed under the Agreement. Contractor shall retain any and all rights provided either by contract or by law, which pertain to the resolution of disputes and protests between the contracting parties.

1.7 Unidentified Utilities.

To the extent required by Government Code section 4215, City will compensate Contractor for the cost of locating, repairing damage not due to the failure of Contractor to exercise reasonable care, and removing or relocating utility facilities not identified by City in the Bid Documents with reasonable accuracy, and for equipment on the project necessarily idled during such work. Nothing herein shall be deemed to require City to indicate the presence of existing service laterals or appurtenances whenever the presence of such utilities on the project site can be inferred from the presence of other visible facilities, such as buildings, meters, and junction boxes, on or adjacent to the site of the construction; provided, however, nothing herein shall relieve City from identifying main or trunklines in the plans and specifications. If Contractor, while performing the work, discovers utility facilities not identified by City in the plans or specifications, Contractor shall immediately notify City and the utility in writing. This Agreement is subject to Government Code sections 4126 through 4216.9. Contractor must notify utilities and obtain an identification number before excavation or be subject to liability for damages to subsurface installations.

1.8 Trench Excavation.

Pursuant to Labor Code section 6705, if this Agreement is for more than \$25,000.00 and requires the excavation of any trench or trenches five feet or more in depth, Contractor shall submit, in advance of such excavation, a detailed plan showing the design of shoring, bracing, sloping, or other provisions to be made for worker protection from the hazard of caving ground during the excavation of such trench or trenches. The plan shall be reviewed and accepted by the City, or a registered civil or structural engineer employed by the City to whom authority has been delegated, prior to the excavation. If the plan varies from the shoring system standards, the plan shall be prepared by a registered civil or structural engineer. This section shall not be deemed to allow the use of a shoring, sloping, or protective system less effective than that required by the Construction Safety Orders. This subsection shall not be construed to impose tort liability on the City or any of its employees. Full compensation for sheeting, shoring, bracing, sloping, and all other provisions required for worker protection shall be considered as included in the contract price shown in the appropriate Bid Item, and no additional compensation will be allowed therefor.

1.9 Protection and Care of Work and Materials.

The Contractor shall adopt reasonable methods, including providing and maintaining storage facilities, during the life of the Agreement to furnish continuous protection to the work, and the equipment, materials, papers, documents, plans, studies and/or other components thereof to prevent losses or damages, and shall be responsible for all such damages, to persons or property, until acceptance of the work by City, except such losses or damages as caused by City's own negligence. Stored materials shall be reasonably accessible for inspection. Contractor shall not, without City's consent, assign, sell, mortgage, hypothecate, or remove equipment or materials which have been installed or delivered and which may be necessary for the completion of the work.

1.10 Warranty.

Contractor warrants all work under the Agreement (which for purposes of this Section shall be deemed to include unauthorized work which has not been removed and any non-conforming

materials incorporated into the work) to be of good quality and free from any defective or faulty material and workmanship. Contractor agrees that for a period of one year (or the period of time specified elsewhere in the Agreement or in any guarantee or warranty provided by any manufacturer or supplier of equipment or materials incorporated into the work, whichever is later) after the date of final acceptance, Contractor shall within ten (10) days after being notified in writing by the City of any defect in the work or non-conformance of the work to the Agreement, commence and prosecute with due diligence all work necessary to fulfill the terms of the warranty at its sole cost and expense. Contractor shall act as soon as requested by the City in response to an emergency. In addition, Contractor shall, at its sole cost and expense, repair, remove and replace any portions of the work (or work of other contractors) damaged by its defective work or which becomes damaged in the course of repairing or replacing defective work. For any work so corrected, Contractor's obligation hereunder to correct defective work shall be reinstated for an additional one year period, commencing with the date of acceptance of such corrected work. Contractor shall perform such tests as the City may require to verify that any corrective actions, including, without limitation, redesign, repairs, and replacements comply with the requirements of the Agreement. All costs associated with such corrective actions and testing, including the removal, replacement, and reinstatement of equipment and materials necessary to gain access, shall be the sole responsibility of the Contractor. All warranties and guarantees of subcontractors, suppliers and manufacturers with respect to any portion of the work, whether express or implied, are deemed to be obtained by Contractor for the benefit of the City, regardless of whether or not such warranties and guarantees have been transferred or assigned to the City by separate agreement and Contractor agrees to enforce such warranties and guarantees, if necessary, on behalf of the City. In the event that Contractor fails to perform its obligations under this Section, or under any other warranty or guaranty under this Agreement, to the reasonable satisfaction of the City, the City shall have the right to correct and replace any defective or non-conforming work and any work damaged by such work or the replacement or correction thereof at Contractor's sole expense. Contractor shall be obligated to fully reimburse the City for any expenses incurred hereunder upon demand.

1.11 Additional Work and Change Orders.

(a) City shall have the right at any time during the performance of the services, without invalidating this Agreement, to order extra work beyond that specified in the Scope of Work or make changes by altering, adding to or deducting from said work. No such extra work may be undertaken unless a written change order is first given by the Project Manager to the Contractor, incorporating therein any adjustment in (i) the Contract Sum, and/or (ii) the time to perform this Agreement, which said adjustments are subject to the written approval of the Contractor ("**Change Order**"). All Change Orders must be signed by the Contractor and Project Manager prior to commencing the extra work thereunder.

(b) Any increase in compensation of up to ten percent (10%) of the Contract Sum or \$25,000.00, whichever is less; or any increase in the time to perform of up to one hundred eighty (180) days; and does not materially affect the Work and which are not detrimental to the Work or to the interest of the City, may be approved by the Project Manager. Any greater increases, taken either separately or cumulatively, must be approved by the City Council.

(c) Any adjustment in the Contract Sum for a Change Order must be in accordance with the rates set forth in the Contractor's Bid. If the rates in the Contractor's Bid do not cover the type of work in the Change Order, the cost of such work shall not exceed an amount agreed upon in writing and signed by Contractor and Project Manager. If the cost of the Change Order cannot be agreed upon, the City will pay for actual work of the Change Order completed, to the satisfaction of the City, as follows:

(i) Labor: The cost of labor shall be the actual cost for wages of workers and subcontractors performing the work for the Change Order at the time such work is done. The use of labor classifications that would increase the cost of such work shall not be permitted.

(ii) Materials and Equipment: The cost of materials and equipment shall be at cost to Contractor or lowest current price which such materials and equipment are reasonably available at the time the work is done, whichever is lower.

(iii) If the cost of the extra work cannot be agreed upon, the Contractor must provide a daily report that includes invoices for labor, materials and equipment costs for the work under the Change Order. The daily report must include: list of names of workers, classifications, and hours worked; description and list of quantities of materials used; type of equipment, size, identification number, and hours of operation, including loading and transportation, if applicable; description of other City authorized services and expenditures in such detail as the City may require. Failure to submit a daily report by the close of the next working day may, at the City's sole and absolute discretion, waive the Contractor's rights for that day.

(d) It is expressly understood by Contractor that the provisions of this Section shall not apply to services specifically set forth in the Scope of Work. Contractor hereby acknowledges that it accepts the risk that the services to be provided pursuant to the Scope of Work may be more costly or time consuming than Contractor anticipates and that Contractor shall not be entitled to additional compensation therefor. City may in its sole and absolute discretion have similar work done by other contractors.

(e) No claim for an increase in the Contract Sum or time for performance shall be valid unless the procedures established in this Section are followed.

1.12 Special Requirements.

Additional terms and conditions of this Agreement, if any, which are made a part hereof are set forth in the "Special Requirements," attached hereto as Exhibit B and incorporated herein by this reference. In the event of a conflict between the provisions of Exhibit B and any other provisions of this Agreement, the provisions of Exhibit B shall govern.

ARTICLE 2. COMPENSATION AND METHOD OF PAYMENT.

2.1 Contract Sum.

Subject to any limitations set forth in this Agreement, City agrees to pay Contractor the amounts set forth in Contractor's Bid, attached hereto as Exhibit A and incorporated herein by this

reference. Subject to any additions or deductions that may be made by change order or amendment, and any penalties or damages that may be assessed against Contractor, Contractor shall receive total compensation of thirty-four thousand forty-one dollars and forty-two cents Dollars (\$34,041.42) for completion of the work.

2.2 Invoices.

Each month Contractor shall furnish to City an original invoice for all work performed during the preceding month in a form approved by City's Director of Finance. By submitting an invoice for payment under this Agreement, Contractor is certifying compliance with all provisions of the Agreement.

All invoices shall include a copy of Contractor's Certified Payroll and proof that Certified Payroll has been submitted to the DIR. Contractor shall also submit a list of the prevailing wage rates (including federal prevailing wage rates, if applicable) for all employees and subcontractors providing services under this Agreement, as applicable, with Contractor's first invoice. If these rates change at any time during the term of the Agreement, Contractor shall submit a new list of rates to the City with its first invoice following the effective date of the rate change.

2.3 Payment.

City shall independently review each invoice submitted by the Contractor to determine whether the work performed and expenses incurred are in compliance with the provisions of this Agreement. Except as to any charges for work performed or expenses incurred by Contractor which are disputed by City, City will cause Contractor to be paid within thirty (30) days of receipt of Contractor's correct and undisputed invoice; however, Contractor acknowledges and agrees that due to City warrant run procedures, the City cannot guarantee that payment will occur within this time period. In the event that City does not cause Contractor to be paid within thirty (30) days of receipt of an undisputed and properly submitted invoice, Contractor shall be entitled to the payment of interest to the extent allowed under Public Contract Code section 20104.50. In the event any charges or expenses are disputed by City, the original invoice shall be returned by City to Contractor, not later than seven (7) days after receipt by the City, for correction and resubmission. Returned invoices shall be accompanied by a document setting forth in writing the reasons why the payment request was rejected. Review and payment by the City of any invoice provided by the Contractor shall not constitute a waiver of any rights or remedies provided herein or any applicable law.

2.4 Retention.

Pursuant to Section 9203 of the Public Contract Code, City will deduct a five percent (5%) retention from all progress payments, which shall be released to Contractor no later than sixty (60) days from completion of the work in accordance with Section 7107 of the Public Contract Code. In the event of a dispute between City and Contractor, City may withhold from the final payment an amount not to exceed one hundred fifty percent (150%) of the disputed amount.

2.5 Substitution of Securities.

(a) In conformance with the State of California Public Contract Code, Part 5, Section 22300, Contractor may substitute securities for any monies withheld by the City to ensure performance under this Agreement.

(b) At the request and expense of Contractor, Contractor has the option of establishing an escrow account with a state or federally chartered bank which shall serve as an escrow agent, for Contractor's direct deposit of securities as a substitute for retention earnings required to be withheld by the City. Upon Contractor's completion of its obligations hereunder, as evidenced by the City's acceptance of the work pursuant to Section 3.3 hereof, the escrow agent shall return the securities to Contractor. The escrow agent shall notify the City within ten (10) days after deposit of the securities. The market value of the securities at the time of the substitution shall be at least equal to the cash amount then required to be withheld as retention. Securities shall be held in the name of the City and shall designate Contractor as the beneficial owner. Alternatively, on written request of Contractor, the City shall make payments of the retention earnings directly to the escrow account.

ARTICLE 3. PERFORMANCE SCHEDULE

3.1 Schedule of Performance.

Contractor shall begin work within fifteen (15) calendar days after receiving a Notice to Proceed from the City and the work shall be completed within ten (10) consecutive working days from the date on which the work was started and in accordance with any schedule contained in or required to be provided by the Bid Documents, and any revisions thereof approved by the City in writing. Time is of the essence. If the work is not completed within said time period, liquidated damages shall apply.

3.2 Liquidated Damages.

Since the determination of actual damages for any delay in performance of this Agreement would be extremely difficult or impractical to determine in the event of a breach of this Agreement, the Contractor and its sureties shall be liable for and shall pay to the City the sum of three hundred Dollars (\$300.00) as liquidated damages for each working day of delay in the performance of any service required hereunder. The City may withhold any accrued liquidated damages from any monies payable on account of services performed by the Contractor. To the extent required by Government Code section 4215, Contractor shall not be assessed liquidated damages for delay in completion of the work when such delay was caused by the failure of the City or owner of the utility to provide for removal or relocation of utility facilities.

3.3 Inspection and Final Acceptance.

City may inspect and accept or reject any of Contractor's work under this Agreement, either during performance or when completed. If City finds that Contractor's work does not meet the requirements and standards provided in the Bid Document, Contractor shall remedy any defects in the work at Contractor's sole expense following notice by the City. City shall accept work by a

4.3 Project Manager.

The Project Manager shall be Christopher Lopez, Interim City Manager or any other person as may be designated by the Project Manager. It shall be the Contractor's responsibility to assure that the Project Manager is kept informed of the progress of the performance of the services and the Contractor shall refer any decisions which must be made by City to the Project Manager. Unless otherwise specified herein, any approval of City required hereunder shall mean the approval of the Project Manager. The Project Manager shall have authority, if specified in writing by the City General Manager, to sign all documents on behalf of the City required hereunder to carry out the terms of this Agreement.

4.4 Independent Contractor.

Neither the City nor any of its employees shall have any control over the manner, mode or means by which Contractor, its agents or employees, perform the services required herein, except as otherwise set forth herein. City shall have no voice in the selection, discharge, supervision or control of Contractor's employees, servants, representatives or agents, or in fixing their number, compensation or hours of service. Contractor shall perform all services required herein as an independent contractor of City and shall remain at all times as to City a wholly independent contractor with only such obligations as are consistent with that role. City shall not in any way or for any purpose become or be deemed to be a partner of Contractor in its business or otherwise or a joint venturer or a member of any joint enterprise with Contractor.

4.5 Prohibition Against Subcontracting or Assignment.

The experience, knowledge, capability and reputation of Contractor, its principals and employees were a substantial inducement for the City to enter into this Agreement. Therefore, Contractor shall not contract with any other entity to perform in whole or in part the services required hereunder without the express written approval of the City. All subcontractors shall obtain, at its or Contractor's expense, such licenses, permits, registrations and approvals (including from the City) as may be required by law for the performance of any services or work under this Agreement. In addition, neither this Agreement nor any interest herein may be transferred, assigned, conveyed, hypothecated or encumbered voluntarily or by operation of law, whether for the benefit of creditors or otherwise, without the prior written approval of City. Transfers restricted hereunder shall include the transfer to any person or group of persons acting in concert of more than twenty five percent (25%) of the present ownership and/or control of Contractor, taking all transfers into account on a cumulative basis. In the event of any such unapproved transfer, including any bankruptcy proceeding, this Agreement shall be void. No approved transfer shall release the Contractor or any surety of Contractor of any liability hereunder without the express consent of City.

ARTICLE 5. INSURANCE, INDEMNIFICATION AND BONDS

5.1 Insurance Coverages.

Without limiting Contractor's indemnification of City, and prior to commencement of any services under this Agreement, Contractor shall obtain, provide and maintain at its own expense

during the term of this Agreement, policies of insurance of the type and amounts described below and in a form satisfactory to City.

(a) General liability insurance. Contractor shall maintain commercial general liability insurance with coverage at least as broad as Insurance Services Office form CG 00 01, in an amount not less than \$2,000,000.00 per occurrence, \$4,000,000.00 general aggregate, for bodily injury, personal injury, and property damage. The policy must include contractual liability that has not been amended. Any endorsement restricting standard ISO "insured contract" language will not be accepted.

(b) Automobile liability insurance. Contractor shall maintain automobile insurance at least as broad as Insurance Services Office form CA 00 01 covering bodily injury and property damage for all activities of the Contractor arising out of or in connection with Services to be performed under this Agreement, including coverage for any owned, hired, non-owned or rented vehicles, in an amount not less than \$1,000,000.00 combined single limit for each accident.

(c) Workers' compensation insurance. Contractor shall maintain Workers' Compensation Insurance (Statutory Limits) and Employer's Liability Insurance (with limits of at least \$1,000,000).

(d) Builder's Risk Insurance. Contractor shall maintain Builder's Risk (Course of Construction) insurance utilizing an "All Risk" (Special Perils) coverage form, with limits equal to the completed value of the project and no coinsurance penalty provisions or provisional limit provisions. The policy must include: (1) coverage for any ensuing loss from faulty workmanship, nonconforming work, omission or deficiency in design or specifications; (2) coverage against machinery accidents and operational testing; (3) coverage for removal of debris, and insuring the buildings, structures, machinery, equipment, materials, facilities, fixtures and all other properties constituting a part of the project; (4) ordinance or law coverage for contingent rebuilding, demolition, and increased costs of construction; (5) transit coverage (unless insured by the supplier or receiving contractor), with sub-limits sufficient to insure the full replacement value of any key equipment item; (6) ocean marine cargo coverage insuring any project materials or supplies, if applicable; (7) coverage with sub-limits sufficient to insure the full replacement value of any property or equipment stored either on or off the project site or any staging area.

(e) Pollution Liability Insurance. Contractor shall maintain Environmental Impairment Liability insurance, written on a Contractor's Pollution Liability form or other form acceptable to City providing coverage for liability arising out of sudden, accidental, and gradual pollution and remediation. The policy limit shall be no less than \$1,000,000.00 per claim and in the aggregate. All activities contemplated in this Agreement shall be specifically scheduled on the policy as "covered operations." The policy shall provide coverage for the hauling of waste from the project site to the final disposal location, including non-owned disposal sites.

Products/completed operations coverage shall extend a minimum of three (3) years after project completion. Coverage shall be included on behalf of the insured for covered claims arising out of the actions of independent contractors. If the insured is using subcontractors, the policy must include work performed "by or on behalf" of the insured. Policy shall contain no language that would invalidate or remove the insurer's duty to defend or indemnify for claims or suits expressly

excluded from coverage. Policy shall specifically provide for a duty to defend on the part of the insurer.

5.2 General Insurance Requirements.

(a) Subcontractors. Contractor shall include all subcontractors as insureds under its policies or shall furnish separate certificates and certified endorsements for each subcontractor. All coverages for subcontractors shall include all of the requirements stated herein.

(b) Proof of Insurance. Contractor shall provide certificates of insurance and endorsements to City as evidence of the insurance coverages required herein, along with a waiver of subrogation endorsement for workers' compensation. Insurance certificates and endorsements must be approved by City's Risk Manager prior to commencement of performance. Current certification of insurance shall be kept on file with City at all times during the term of this Agreement. City reserves the right to require complete, certified copies of all required insurance policies, at any time.

(c) Duration of Coverage. Contractor shall procure and maintain for the duration of this Agreement insurance against claims for injuries to persons or damages to property, which may arise from or in connection with the performance of the Services hereunder by Contractor, its agents, representatives, employees or subcontractors.

(d) Primary/noncontributing. Coverage provided by Contractor shall be primary and any insurance or self-insurance procured or maintained by City shall not be required to contribute with it. The limits of insurance required herein may be satisfied by a combination of primary and umbrella or excess insurance. Any umbrella or excess insurance shall contain or be endorsed to contain a provision that such coverage shall also apply on a primary and non-contributory basis for the benefit of City before the City's own insurance or self-insurance shall be called upon to protect it as a named insured.

(e) City's Rights of Enforcement. In the event any policy of insurance required under this Agreement does not comply with these specifications or is canceled and not replaced, City has the right but not the duty to obtain the insurance it deems necessary and any premium paid by City will be promptly reimbursed by Contractor or City will withhold amounts sufficient to pay premium from Contractor payments. In the alternative, City may cancel this Agreement.

(f) Waiver of Subrogation. All insurance coverage maintained or procured pursuant to this agreement shall be endorsed to waive subrogation against City, its elected or appointed officers, agents, officials, employees and volunteers or shall specifically allow Contractor or others providing insurance evidence in compliance with these specifications to waive their right of recovery prior to a loss. Contractor hereby waives its own right of recovery against City, and shall require similar written express waivers and insurance clauses from each of its subcontractors.

(g) Enforcement of Contract Provisions (non-estoppel). Contractor acknowledges and agrees that any actual or alleged failure on the part of the City to inform Contractor of non-compliance with any requirement imposes no additional obligations on the City nor does it waive any rights hereunder.

(h) Requirements Not Limiting. Requirements of specific coverage features or limits contained in this section are not intended as a limitation on coverage, limits or other requirements, or a waiver of any coverage normally provided by any insurance. Specific reference to a given coverage feature is for purposes of clarification only as it pertains to a given issue and is not intended by any party or insured to be all inclusive, or to the exclusion of other coverage, or a waiver of any type. If the Contractor maintains higher limits than the minimums shown above, the City requires and shall be entitled to coverage for the higher limits maintained by the Contractor. Any available insurance proceeds in excess of the specified minimum limits of insurance and coverage shall be available to the City.

(i) Notice of Cancellation. Contractor agrees to oblige its insurance agent or broker and insurers to provide to City with a thirty (30) day notice of cancellation (except for nonpayment for which a ten (10) day notice is required) or nonrenewal of coverage for each required coverage.

(j) Additional Insured Status. General liability policies shall provide or be endorsed to provide that City and its officers, officials, employees, and agents, and volunteers shall be additional insureds under such policies. This provision shall also apply to any excess/umbrella liability policies.

(k) Prohibition of Undisclosed Coverage Limitations. None of the coverages required herein will be in compliance with these requirements if they include any limiting endorsement of any kind that has not been first submitted to City and approved of in writing.

(l) Separation of Insureds. A severability of interests provision must apply for all additional insureds ensuring that Contractor's insurance shall apply separately to each insured against whom claim is made or suit is brought, except with respect to the insurer's limits of liability. The policy(ies) shall not contain any cross-liability exclusions.

(m) Pass Through Clause. Contractor agrees to ensure that its subconsultants, subcontractors, and any other party involved with the project who is brought onto or involved in the project by Contractor, provide the same minimum insurance coverage and endorsements required of Contractor. Contractor agrees to monitor and review all such coverage and assumes all responsibility for ensuring that such coverage is provided in conformity with the requirements of this section. Contractor agrees that upon request, all agreements with consultants, subcontractors, and others engaged in the project will be submitted to City for review.

(n) Agency's Right to Revise Specifications. The City reserves the right at any time during the term of the contract to change the amounts and types of insurance required by giving the Contractor ninety (90) days advance written notice of such change. If such change results in substantial additional cost to the Contractor, the City and Contractor may renegotiate Contractor's compensation.

(o) Self-Insured Retentions. Any self-insured retentions must be declared to and approved by City. City reserves the right to require that self-insured retentions be eliminated, lowered, or replaced by a deductible. Self-insurance will not be considered to comply with these specifications unless approved by City.

(p) Timely Notice of Claims. Contractor shall give City prompt and timely notice of claims made or suits instituted that arise out of or result from Contractor's performance under this Agreement, and that involve or may involve coverage under any of the required liability policies.

(q) Additional Insurance. Contractor shall also procure and maintain, at its own cost and expense, any additional kinds of insurance, which in its own judgment may be necessary for its proper protection and prosecution of the work.

(r) Endorsements.

5.3 Indemnification.

Contractor shall indemnify, defend with legal counsel approved by City, and hold harmless City, its officers, officials, employees and volunteers (each, an "Indemnitee") from and against all liability, loss, damage, expense, cost (including without limitation reasonable legal counsel fees, expert fees and all other costs and fees of litigation) of every nature arising out of or in connection with Contractor's negligence, recklessness or willful misconduct in the performance of work hereunder or its failure to comply with any of its obligations contained in this Agreement, except such loss or damage which is caused by the sole or active negligence or willful misconduct of the City. Should conflict of interest principles preclude a single legal counsel from representing both City and Contractor, or should City otherwise find Contractor's legal counsel unacceptable, then Contractor shall reimburse the City its costs of defense, including without limitation reasonable legal counsels fees, expert fees and all other costs and fees of litigation. The Contractor shall promptly pay any final judgment rendered against the City (and its officers, officials, employees and volunteers) with respect to claims determined by a trier of fact to have been the result of the Contractor's negligent, reckless or wrongful performance. It is expressly understood and agreed that the foregoing provisions are intended to be as broad and inclusive as is permitted by the law of the State of California and will survive termination of this Agreement.

Contractor obligations under this section apply regardless of whether or not such claim, charge, damage, demand, action, proceeding, loss, stop notice, cost, expense, judgment, civil fine or penalty, or liability was caused in part or contributed to by an Indemnitee. However, without affecting the rights of City under any provision of this Agreement, Contractor shall not be required to indemnify and hold harmless City for liability attributable to the active negligence of City, provided such active negligence is determined by agreement between the parties or by the findings of a court of competent jurisdiction. In instances where City is shown to have been actively negligent and where City's active negligence accounts for only a percentage of the liability involved, the obligation of Contractor will be for that entire portion or percentage of liability not attributable to the active negligence of City.

5.4 Notification of Third-Party Claims.

City shall timely notify Contractor of the receipt of any third-party claim relating to the work under this Agreement. City shall be entitled to recover from Contractor its reasonable costs incurred in providing such notification.

5.5 Performance, Labor, and Warranty Bonds.

Concurrently with execution of this Agreement, Contractor shall deliver to the City the following bonds:

(a) A performance bond securing the faithful performance of this Agreement, in an amount not less than 100% of the total compensation for this Agreement, as stated in Section 2.1.

(b) A labor and materials bond, securing the payment of all persons furnishing labor and/or materials in connection with the work under this Agreement, in an amount not less than 100% of the total compensation for this Agreement, as stated in Section 2.1.

(c) A warranty bond, guaranteeing the Contractor's warranty under Section 1.9 of this Agreement, in an amount not less than 20% of the total compensation for this Agreement, as stated in Section 2.1.

All bonds shall be on a form approved by the City Clerk. The bonds shall each contain the original notarized signature of an authorized officer of the surety and affixed thereto shall be a certified and current copy of his/her power of attorney. The bonds shall be unconditional and remain in force during the entire term of the Agreement.

5.6 Sufficiency of Insurer or Surety.

Insurance and bonds required by this Agreement shall be satisfactory only if issued by companies qualified to do business in California, rated "A" or better in the most recent edition of Best's Rating Guide, The Key Rating Guide or in the Federal Register, and only if they are of a financial category Class VII or better. If the City determines that the work to be performed under this Agreement creates an increased or decreased risk of loss to the City, the Contractor agrees that the minimum limits of the insurance policies and the bonds required in Section 5.5 may be changed accordingly upon receipt of written notice from the City.

ARTICLE 6. RECORDS, REPORTS, AND RELEASE OF INFORMATION

6.1 Records.

Contractor shall keep, and require subcontractors to keep, such ledgers, books of accounts, invoices, vouchers, canceled checks, reports, studies, certified and accurate copies of payroll records in compliance with all applicable laws, or other documents relating to the disbursements charged to City and services performed hereunder (the "books and records"), as shall be necessary to perform the services required by this Agreement and enable the Project Manager to evaluate the performance of such services. Any and all such documents shall be maintained in accordance with generally accepted accounting principles and shall be complete and detailed. The Project Manager shall have full and free access to such books and records at all times during normal business hours of City, including the right to inspect, copy, audit and make records and transcripts from such records. Such records shall be maintained for a period of 3 years following completion of the services hereunder, and the City shall have access to such records in the event any audit is required. In the event of dissolution of Contractor's business, custody of the books and records may be given

to City, and access shall be provided by Contractor's successor in interest. Notwithstanding the above, the Contractor shall fully cooperate with the City in providing access to the books and records if a public records request is made and disclosure is required by law including but not limited to the California Public Records Act.

6.2 Reports.

Contractor shall periodically prepare and submit to the Project Manager such reports concerning the performance of the services required by this Agreement as the Project Manager shall require. Contractor hereby acknowledges that the City is greatly concerned about the cost of work and services to be performed pursuant to this Agreement. For this reason, Contractor agrees that if Contractor becomes aware of any facts, circumstances, techniques, or events that may or will materially increase or decrease the cost of the work or services contemplated herein, Contractor shall promptly notify the Project Manager of said fact, circumstance, technique or event and the estimated increased or decreased cost related thereto.

6.3 Ownership of Documents.

All drawings, specifications, maps, designs, photographs, studies, surveys, data, notes, computer files, reports, records, documents and other materials (the "documents and materials") prepared by Contractor, its employees, subcontractors and agents in the performance of this Agreement shall be the property of City and shall be delivered to City upon request of the Project Manager or upon the termination of this Agreement, and Contractor shall have no claim for further employment or additional compensation as a result of the exercise by City of its full rights of ownership use, reuse, or assignment of the documents and materials hereunder. Any use, reuse or assignment of such completed documents for other projects and/or use of uncompleted documents without specific written authorization by the Contractor will be at the City's sole risk and without liability to Contractor, and Contractor's guarantee and warranties shall not extend to such use, reuse or assignment. Contractor may retain copies of such documents for its own use. Contractor shall have an unrestricted right to use the concepts embodied therein. All subcontractors shall provide for assignment to City of any documents or materials prepared by them, and in the event Contractor fails to secure such assignment, Contractor shall indemnify City for all damages resulting therefrom. Moreover, Contractor with respect to any documents and materials that may qualify as "works made for hire" as defined in 17 U.S.C. § 101, such documents and materials are hereby deemed "works made for hire" for the City.

6.4 Confidentiality and Release of Information.

(a) Information gained or work product produced by Contractor in performance of this Agreement shall be considered confidential, unless such information is in the public domain or already known to Contractor. Contractor shall not release or disclose any such information or work product to persons or entities other than City without prior written authorization from the Project Manager.

(b) Contractor, its officers, employees, agents or subcontractors, shall not, without prior written authorization from the Project Manager or unless requested by the City Attorney, voluntarily provide documents, declarations, letters of support, testimony at depositions,

response to interrogatories or other information concerning the work performed under this Agreement. Response to a subpoena or court order shall not be considered “voluntary” provided Contractor gives City notice of such court order or subpoena.

(c) If Contractor, or any officer, employee, agent or subcontractor of Contractor, provides any information or work product in violation of this Agreement, then City shall have the right to reimbursement and indemnity from Contractor for any damages, costs and fees, including attorneys’ fees, caused by or incurred as a result of Contractor’s conduct.

(d) Contractor shall promptly notify City should Contractor, its officers, employees, agents or subcontractors be served with any summons, complaint, subpoena, notice of deposition, request for documents, interrogatories, request for admissions or other discovery request, court order or subpoena from any party regarding this Agreement and the work performed there under. City retains the right, but has no obligation, to represent Contractor or be present at any deposition, hearing or similar proceeding. Contractor agrees to cooperate fully with City and to provide City with the opportunity to review any response to discovery requests provided by Contractor. However, this right to review any such response does not imply or mean the right by City to control, direct, or rewrite said response.

ARTICLE 7. ENFORCEMENT OF AGREEMENT AND TERMINATION

7.1 California Law.

This Agreement shall be interpreted, construed and governed both as to validity and to performance of the parties in accordance with the laws of the State of California. Legal actions concerning any dispute, claim or matter arising out of or in relation to this Agreement shall be instituted in the Superior Court of the County of Merced, State of California, or any other appropriate court in such county, and Contractor covenants and agrees to submit to the personal jurisdiction of such court in the event of such action. In the event of litigation in a U.S. District Court, venue shall lie exclusively in the Northern District of California, in the County of Merced, State of California.

7.2 Termination.

This Agreement may be terminated in accordance with Section 6-7 and 6-8 of the 2018 Edition of the Standard Specifications for Public Works Construction (the Greenbook).

7.3 Dispute Resolution Process.

Section 20104 *et seq.* of the California Public Contract Code prescribes a process utilizing informal conferences, non-binding judicial-supervised mediation, and judicial arbitration to resolve disputes on construction claims of \$375,000 or less. Section 9204 of the Public Contract Code prescribes a process for negotiation and mediation to resolve disputes on construction claims. The intent of this Section is to implement Sections 20104 *et seq.* and Section 9204 of the California Public Contract Code. This Section shall be construed to be consistent with said statutes.

For purposes of these procedures, “claim” means a separate demand by the Contractor, after the City has denied Contractor’s timely and duly made request for payment for extra work

and/or a time extension, for (A) a time extension, (B) payment of money or damages arising from work done by or on behalf of the Contractor pursuant to the Agreement and payment of which is not otherwise expressly provided for or the Contractor is not otherwise entitled to, or (C) an amount the payment of which is disputed by the City.

The following requirements apply to all claims to which this section applies:

(a) Claim Submittal. The claim shall be in writing and include the documents necessary to substantiate the claim. Claims governed by this procedure must be filed on or before the date of final payment. Nothing in this section is intended to extend the time limit or supersede notice requirements otherwise provided in the Agreement for the filing of claims, including all requirements pertaining to compensation or payment for extra work, disputed work, and/or changed conditions. Failure to follow such contractual requirements shall bar any claims or subsequent lawsuits for compensation or payment thereon.

(b) Supporting Documentation. The Contractor shall submit all claims in the following format:

(i) Summary of the claim, including references to the specific Contract Document provisions upon which the claim is based.

(ii) List of documents relating to claim: (a) Specifications, (b) Drawings, (c) Clarifications (Requests for Information), (d) Schedules, and (e) Other.

(iii) Chronology of events and correspondence related to the claim.

(iv) Statement of grounds for the claim.

(v) Analysis of the claim's cost, if any.

(vi) Analysis of the claim's time/schedule impact, if any.

(c) City's Response. Upon receipt of a claim pursuant to this section, City shall conduct a reasonable review of the claim and, within a period not to exceed 45 days, shall provide the Contractor a written statement identifying what portion of the claim is disputed and what portion is undisputed. Any payment due on an undisputed portion of the claim will be processed and made within 60 days after the City issues its written statement.

(i) If the City needs approval from the City Council to provide the Contractor a written statement identifying the disputed portion and the undisputed portion of the claim, and the City Council does not meet within the 45 days or within the mutually agreed to extension of time following receipt of a claim sent by registered mail or certified mail, return receipt requested, the City shall have up to three days following the next duly publicly noticed meeting of the City Council after the 45-day period, or extension, expires to provide the Contractor a written statement identifying the disputed portion and the undisputed portion.

(ii) Within 30 days of receipt of a claim, the City may request in writing additional documentation supporting the claim or relating to defenses or claims the City may have

against the Contractor. If additional information is thereafter required, it shall be requested and provided pursuant to this subdivision, upon mutual agreement of City and the Contractor.

(iii) The City's written response to the claim, as further documented, shall be submitted to the Contractor within 30 days (if the claim is less than \$50,000, within 15 days) after receipt of the further documentation, or within a period of time no greater than that taken by the Contractor in producing the additional information or requested documentation, whichever is greater.

(d) Meet and Confer. If the Contractor disputes the City's written response, or the City fails to respond within the time prescribed, the Contractor may so notify the City, in writing, either within 15 days of receipt of the City's response or within 15 days of the City's failure to respond within the time prescribed, respectively, and demand an informal conference to meet and confer for settlement of the issues in dispute. Upon receipt of a demand, the City shall schedule a meet and confer conference within 30 days for settlement of the dispute.

(e) Mediation. Within 10 business days following the conclusion of the meet and confer conference, if the claim or any portion of the claim remains in dispute, the City shall provide the Contractor a written statement identifying the portion of the claim that remains in dispute and the portion that is undisputed. Any payment due on an undisputed portion of the claim shall be processed and made within 60 days after the City issues its written statement. Any disputed portion of the claim, as identified by the contractor in writing, shall be submitted to nonbinding mediation, with the City and the Contractor sharing the associated costs equally. The City and Contractor shall mutually agree to a mediator within 10 business days after the disputed portion of the claim has been identified in writing, unless the parties agree to select a mediator at a later time.

(i) If the parties cannot agree upon a mediator, each party shall select a mediator and those mediators shall select a qualified neutral third party to mediate with regard to the disputed portion of the claim. Each party shall bear the fees and costs charged by its respective mediator in connection with the selection of the neutral mediator.

(ii) For purposes of this section, mediation includes any nonbinding process, including, but not limited to, neutral evaluation or a dispute review board, in which an independent third party or board assists the parties in dispute resolution through negotiation or by issuance of an evaluation. Any mediation utilized shall conform to the timeframes in this section.

(iii) Unless otherwise agreed to by the City and the contractor in writing, the mediation conducted pursuant to this section shall excuse any further obligation under Public Contract Code Section 20104.4 to mediate after litigation has been commenced.

(iv) All unresolved claims shall be considered jointly in a single mediation, unless a new unrelated claim arises after mediation is completed.

(f) City's Responses. The City's failure to respond to a claim from the Contractor within the time periods described in this section or to otherwise meet the time requirements of this section shall result in the claim being deemed rejected in its entirety. A claim that is denied by reason of the City's failure to have responded to a claim, or its failure to otherwise meet the time requirements of this section, shall not constitute an adverse finding with regard to

the merits of the claim or the responsibility of qualifications of the Contractor. City's failure to respond shall not waive City's rights to any subsequent procedures for the resolution of disputed claims.

(g) Government Code Claims. If following the mediation, the claim or any portion remains in dispute, the Contractor must comply with the claim procedures set forth in Government Code Section 900 *et seq.* prior to filing any lawsuit against the City. Such Government Code claims and any subsequent lawsuit based upon the Government Code claims shall be limited to those matters that remain unresolved after all procedures pertaining to extra work, disputed work, construction claims, and/or changed conditions, including any required mediation, have been followed by Contractor. If no such Government Code claim is submitted, or if the prerequisite contractual requirements are not satisfied, no action against the City may be filed. A Government Code claim must be filed no earlier than the date that Contractor completes all contractual prerequisites to filing a Government Code claim, including any required mediation. A Government Code claim shall be inclusive of all unresolved claims unless a new unrelated claim arises after the Government Code claim is submitted. For purposes of Government Code Section 900 *et seq.*, the running of the period of time within which a claim must be filed shall be tolled from the time the Contractor submits his or her written claim to the City until the time the claim is denied, including any period of time utilized by the meet and confer conference or mediation that does not result in a complete resolutions of all claims.

(h) Civil Actions for Claims of \$375,000.00 or Less. The following procedures are established for all civil actions filed to resolve claims totaling \$375,000.00 or less:

(i) Within 60 days, but no earlier than 30 days, following the filing or responsive pleadings, the court shall submit the matter to non-binding mediation unless waived by mutual stipulation of both parties or unless mediation was held prior to commencement of the action in accordance with Public Contract Code section 9204 and the procedures in this Section. The mediation process shall provide for the selection within 15 days by both parties of a disinterested third person as mediator, shall be commenced within 30 days of the submittal, and shall be concluded within 15 days from the commencement of the mediation unless a time requirement is extended upon a good cause showing to the court or by stipulation of both parties. If the parties fail to select a mediator within the 15-day period, either party may petition the court to appoint the mediator.

(ii) If the matter remains in dispute, the case shall be submitted to judicial arbitration pursuant to Chapter 2.5 (commencing with Section 1141.10) of Title 3 of Part 3 of the Code of Civil Procedure, notwithstanding Section 1141.11 of that code. The Civil Discovery Act (Title 4 (commencing with Section 2016.010) of Part 4 of the Code of Civil Procedure) shall apply to any proceeding brought under this subdivision consistent with the rules pertaining to judicial arbitration.

(iii) Upon stipulation of the parties, arbitrators appointed for these purposes shall be experienced in construction law, and, upon stipulation of the parties, mediators and arbitrators shall be paid necessary and reasonable hourly rates of pay not to exceed their customary rate, and such fees and expenses shall be paid equally by the parties, except in the case of arbitration where the arbitrator, for good cause, determines a different division.

(iv) In addition to Chapter 2.5 (commencing with Section 1141.10) of Title 3 of Part 3 of the Code of Civil Procedure, any party who after receiving an arbitration award requests a trial de novo but does not obtain a more favorable judgment shall, in addition to payment of costs and fees under that chapter, pay the attorney's fees of the other party arising out of the trial de novo.

7.4 Waiver.

Waiver by any party to this Agreement of any term, condition, or covenant of this Agreement shall not constitute a waiver of any other term, condition, or covenant. Waiver by any party of any breach of the provisions of this Agreement shall not constitute a waiver of any other provision or a waiver of any subsequent breach or violation of any provision of this Agreement. Acceptance by City of any work or services by Contractor shall not constitute a waiver of any of the provisions of this Agreement. No delay or omission in the exercise of any right or remedy by a non-defaulting party on any default shall impair such right or remedy or be construed as a waiver. Any waiver by either party of any default must be in writing and shall not be a waiver of any other default concerning the same or any other provision of this Agreement.

7.5 Rights and Remedies Are Cumulative.

Except with respect to rights and remedies expressly declared to be exclusive in this Agreement, the rights and remedies of the parties are cumulative and the exercise by either party of one or more of such rights or remedies shall not preclude the exercise by it, at the same or different times, of any other rights or remedies for the same default or any other default by the other party.

7.6 Unfair Business Practices Claims.

Pursuant to Public Contract Code section 7103.5, in entering into this Agreement, Contractor offers and agrees to assign to the City all rights, title, and interest in and to all causes of action it may have under Section 4 of the Clayton Act (15 U.S.C. § 15) or under the Cartwright Act (Chapter 2, (commencing with Section 16700) of Part 2 of Division 7 of the Business and Professions Code), arising from purchases of goods, services or materials related to this Agreement. This assignment shall be made and become effective at the time the City tenders final payment to the Contractor without further acknowledgment by the Parties.

ARTICLE 8. CITY OFFICERS AND EMPLOYEES: NON-DISCRIMINATION

8.1 Non-liability of City Officers and Employees.

No officer or employee of the City shall be personally liable to the Contractor, or any successor in interest, in the event of any default or breach by the City or for any amount which may become due to the Contractor or to its successor, or for breach of any obligation of the terms of this Agreement.

8.2 Conflict of Interest.

Contractor covenants that neither it, nor any officer or principal of its firm, has or shall acquire any interest, directly or indirectly, which would conflict in any manner with the interests of City or which would in any way hinder Contractor's performance of services under this Agreement. Contractor further covenants that in the performance of this Agreement, no person having any such interest shall be employed by it as an officer, employee, agent or subcontractor without the express written consent of the Project Manager. Contractor agrees to at all times avoid conflicts of interest or the appearance of any conflicts of interest with the interests of City in the performance of this Agreement.

No officer or employee of the City shall have any financial interest, direct or indirect, in this Agreement nor shall any such officer or employee participate in any decision relating to the Agreement which affects his financial interest or the financial interest of any corporation, partnership or association in which he is, directly or indirectly, interested, in violation of any State statute or regulation. The Contractor warrants that it has not paid or given and will not pay or give any third party any money or other consideration for obtaining this Agreement.

8.3 Covenant Against Discrimination.

Contractor covenants that, by and for itself, its heirs, executors, assigns, and all persons claiming under or through them, there shall be no discrimination against or segregation of, any person or group of persons on account of race, color, creed, religion, sex, gender, sexual orientation, marital status, national origin, ancestry, or other protected class in the performance of this Agreement. Contractor shall take affirmative action to insure that applicants are employed and that employees are treated during employment without regard to their race, color, creed, religion, sex, gender, sexual orientation, marital status, national origin, ancestry, or other protected class.

8.4 Unauthorized Aliens.

Contractor hereby promises and agrees to comply with all of the provisions of the Federal Immigration and Nationality Act, 8 U.S.C. § 1101 *et seq.*, as amended, and in connection therewith, shall not employ unauthorized aliens as defined therein. Should Contractor so employ such unauthorized aliens for the performance of work and/or services covered by this Agreement, and should any liability or sanctions be imposed against City for such use of unauthorized aliens, Contractor hereby agrees to and shall reimburse City for the cost of all such liabilities or sanctions imposed, together with any and all costs, including attorneys' fees, incurred by City.

ARTICLE 9. MISCELLANEOUS PROVISIONS

9.1 Provisions Required By Law.

Each and every provision of law and clause required by law to be inserted in this Agreement shall be deemed to be inserted herein, and the Agreement shall be read and enforced as though it were included herein. If through mistake or otherwise any such provision is not inserted, or is not correctly inserted, then upon application of either party, the contract shall forthwith be physically amended to make such insertion or correction.

9.2 Notices.

Any notice, demand, request, document, consent, approval, or communication either party desires or is required to give to the other party or any other person shall be in writing and either served personally or sent by prepaid, first-class mail, in the case of the City, to the City Manager and to the attention of the Project Manager (with her/his name and City title), City of Livingston 1416 C Street, Livingston, CA 95334 and in the case of the Contractor, to the person(s) at the address designated on the execution page of this Agreement. Either party may change its address by notifying the other party of the change of address in writing. Notice shall be deemed communicated at the time personally delivered or in seventy-two (72) hours from the time of mailing if mailed as provided in this Section.

9.3 Interpretation.

The terms of this Agreement shall be construed in accordance with the meaning of the language used and shall not be construed for or against either party by reason of the authorship of this Agreement or any other rule of construction which might otherwise apply.

9.4 Counterparts.

This Agreement may be executed in counterparts, each of which shall be deemed to be an original, and such counterparts shall constitute one and the same instrument.

9.5 Integration; Amendment.

This Agreement including the attachments hereto is the entire, complete and exclusive expression of the understanding of the parties. It is understood that there are no oral agreements between the parties hereto affecting this Agreement and this Agreement supersedes and cancels any and all previous negotiations, arrangements, agreements and understandings, if any, between the parties, and none shall be used to interpret this Agreement. No amendment to or modification of this Agreement shall be valid unless made in writing and approved by the Contractor and by the City Council. The parties agree that this requirement for written modifications cannot be waived and that any attempted waiver shall be void.

9.6 Severability.

In the event that any one or more of the phrases, sentences, clauses, paragraphs, or sections contained in this Agreement shall be declared invalid or unenforceable by a valid judgment or decree of a court of competent jurisdiction, such invalidity or unenforceability shall not affect any of the remaining phrases, sentences, clauses, paragraphs, or sections of this Agreement which are hereby declared as severable and shall be interpreted to carry out the intent of the parties hereunder unless the invalid provision is so material that its invalidity deprives either party of the basic benefit of their bargain or renders this Agreement meaningless.

9.7 Warranty & Representation of Non-Collusion.

No official, officer, or employee of City has any financial interest, direct or indirect, in this Agreement, nor shall any official, officer, or employee of City participate in any decision relating

to this Agreement which may affect his/her financial interest or the financial interest of any corporation, partnership, or association in which (s)he is directly or indirectly interested, or in violation of any corporation, partnership, or association in which (s)he is directly or indirectly interested, or in violation of any State or municipal statute or regulation. The determination of "financial interest" shall be consistent with State law and shall not include interests found to be "remote" or "noninterests" pursuant to Government Code Sections 1091 or 1091.5. Contractor warrants and represents that it has not paid or given, and will not pay or give, to any third party including, but not limited to, any City official, officer, or employee, any money, consideration, or other thing of value as a result or consequence of obtaining or being awarded any agreement. Contractor further warrants and represents that (s)he/it has not engaged in any act(s), omission(s), or other conduct or collusion that would result in the payment of any money, consideration, or other thing of value to any third party including, but not limited to, any City official, officer, or employee, as a result of consequence of obtaining or being awarded any agreement. Contractor is aware of and understands that any such act(s), omission(s) or other conduct resulting in such payment of money, consideration, or other thing of value will render this Agreement void and of no force or effect.

9.8 Corporate Authority.

The persons executing this Agreement on behalf of the parties hereto warrant that (i) such party is duly organized and existing, (ii) they are duly authorized to execute and deliver this Agreement on behalf of said party, (iii) by so executing this Agreement, such party is formally bound to the provisions of this Agreement, and (iv) the entering into this Agreement does not violate any provision of any other Agreement to which said party is bound. This Agreement shall be binding upon the heirs, executors, administrators, successors and assigns of the parties.

IN WITNESS WHEREOF, the parties hereto have executed this Agreement on the date and year first-above written.

///
///
///
///
///
///
///
///
///
///
///

CITY:

CITY OF LIVINGSTON, a California
Municipal Corporation.

Christopher Lopez, Interim City Manager

ATTEST:

Monica Cisneros, Deputy City Clerk

CONTRACTOR:



*By: _____
Name: Andrew Taylor
Title: Vice President

*By: _____
Name: Janet Taylor
Title: President

Address:
TBS Contractors
1605 E. Gerard Avenue
Merced, CA 95341

**APPROVED AS TO FORM:
ALESHIRE & WYNDER, LLP**

Roy C. Santos, City Attorney

***Two corporate officer signatures required when Contractor is a corporation, with one signature required from each of the following groups: 1) Chairman of the Board, President or any Vice President; and 2) Secretary, any Assistant Secretary, Chief Financial Officer or any Assistant Treasurer. CONTRACTOR'S SIGNATURES SHALL BE DULY NOTARIZED, AND APPROPRIATE ATTESTATIONS SHALL BE INCLUDED AS MAY BE REQUIRED BY THE BYLAWS, ARTICLES OF INCORPORATION, OR OTHER RULES OR REGULATIONS APPLICABLE TO CONTRACTOR'S BUSINESS ENTITY.**

CALIFORNIA ALL-PURPOSE ACKNOWLEDGMENT

A notary public or other officer completing this certificate verifies only the identity of the individual who signed the document to which this certificate is attached, and not the truthfulness, accuracy or validity of that document.

STATE OF CALIFORNIA

COUNTY OF MERCED

On _____, 2024 before me, _____, personally appeared _____, proved to me on the basis of satisfactory evidence to be the person(s) whose names(s) is/are subscribed to the within instrument and acknowledged to me that he/she/they executed the same in his/her/their authorized capacity(ies), and that by his/her/their signature(s) on the instrument the person(s), or the entity upon behalf of which the person(s) acted, executed the instrument.

I certify under PENALTY OF PERJURY under the laws of the State of California that the foregoing paragraph is true and correct.

WITNESS my hand and official seal.

Signature: _____

OPTIONAL

Though the data below is not required by law, it may prove valuable to persons relying on the document and could prevent fraudulent reattachment of this form

CAPACITY CLAIMED BY SIGNER	DESCRIPTION OF ATTACHED DOCUMENT
<input type="checkbox"/> INDIVIDUAL <input type="checkbox"/> CORPORATE OFFICER _____ TITLE(S)	_____ TITLE OR TYPE OF DOCUMENT
<input type="checkbox"/> PARTNER(S) <input type="checkbox"/> LIMITED <input type="checkbox"/> GENERAL	_____ NUMBER OF PAGES
<input type="checkbox"/> ATTORNEY-IN-FACT <input type="checkbox"/> TRUSTEE(S) <input type="checkbox"/> GUARDIAN/CONSERVATOR <input type="checkbox"/> OTHER _____ _____	_____ DATE OF DOCUMENT

SIGNER IS REPRESENTING:
 (NAME OF PERSON(S) OR ENTITY(IES))

 SIGNER(S) OTHER THAN NAMED ABOVE

CALIFORNIA ALL-PURPOSE ACKNOWLEDGMENT

A notary public or other officer completing this certificate verifies only the identity of the individual who signed the document to which this certificate is attached, and not the truthfulness, accuracy or validity of that document.

STATE OF CALIFORNIA

COUNTY OF MERCED

On _____, 2024 before me, _____, personally appeared _____, proved to me on the basis of satisfactory evidence to be the person(s) whose names(s) is/are subscribed to the within instrument and acknowledged to me that he/she/they executed the same in his/her/their authorized capacity(ies), and that by his/her/their signature(s) on the instrument the person(s), or the entity upon behalf of which the person(s) acted, executed the instrument.

I certify under PENALTY OF PERJURY under the laws of the State of California that the foregoing paragraph is true and correct.

WITNESS my hand and official seal.

Signature: _____

OPTIONAL

Though the data below is not required by law, it may prove valuable to persons relying on the document and could prevent fraudulent reattachment of this form

CAPACITY CLAIMED BY SIGNER

DESCRIPTION OF ATTACHED DOCUMENT

- INDIVIDUAL
 - CORPORATE OFFICER
- _____
- TITLE(S)

TITLE OR TYPE OF DOCUMENT

- PARTNER(S) LIMITED
- GENERAL

NUMBER OF PAGES

- ATTORNEY-IN-FACT
 - TRUSTEE(S)
 - GUARDIAN/CONSERVATOR
 - OTHER _____
- _____

DATE OF DOCUMENT

SIGNER IS REPRESENTING:
 (NAME OF PERSON(S) OR ENTITY(IES))

SIGNER(S) OTHER THAN NAMED ABOVE

EXHIBIT A
CONTRACTOR'S BID

PROPOSAL TO THE CITY OF LIVINGSTON
DEPARTMENT OF PUBLIC WORKS

NAME OF BIDDER Taylor Backhoe Service Inc. dba TBS Contractors

BUSINESS P.O. BOX N/A

CITY, STATE, ZIP N/A
(Please include even if P.O. Box used)

BUSINESS STREET ADDRESS 1605 E. Gerard Avenue

CITY, STATE, ZIP Merced, CA 95341

TELEPHONE NO.: AREA CODE (209) 384-8424

FAX NO.: AREA CODE (209) 384-7629

CONTRACTOR LICENSE NO.: 810520

The work for which this proposal is submitted is for construction in accordance with the special provisions (including the payment of not less than the State general prevailing wage rates), the project plans described below, including any addenda thereto, the contract annexed hereto, and also in accordance with the Current California Department of Transportation Standard Plans, Standard Specifications, and the Labor Surcharge and Equipment Rental Rates in effect on the date the work is accomplished.

The special provisions and plans for the work to be done are dated NOVEMBER, 2023 and are entitled:

**CITY OF LIVINGSTON
DEPARTMENT OF PUBLIC WORKS
CONTRACT DOCUMENTS
FOR CONSTRUCTION OF
*I STREET WATERLINE REPLACEMENT***

Bids are to be submitted for the entire work. The amount of the bid for comparison purposes will be the total of all items.

The bidder shall set forth for each unit basis item of work a unit price and a total for the item, and for each lump sum item a total for the item, all in clearly legible figures in the respective spaces provided for that purpose. In the case of unit basis items, the amount set forth under the "Item Total" column shall be the product of the unit price bid and the estimated quantity for the item.

In case of discrepancy between the unit price and the total set forth for a unit basis item, the unit price shall prevail, except as provided in (a) or (b), as follows:

(a) If the amount set forth as a unit price is unreadable or otherwise unclear, or is omitted, or is the same as the amount of the entry in the item total column, then the amount set forth in the item total column for the item shall prevail and shall be divided by the estimated quantity for the item and the price thus obtained shall be the unit price;

(b) (Decimal Errors) If the product of the entered unit price and the estimated quantity is exactly off by a factor of ten, one hundred, etc., or one-tenth, or one-hundredth, etc. from the entered total, the discrepancy will be resolved by using the entered unit price or item total, whichever most closely approximates percentage-wise the unit price or item total in the *CITY of LIVINGSTON's* Final Estimate of cost.

If both the unit price and the item total are unreadable or otherwise unclear, or are omitted, the bid may be deemed irregular. Likewise, if the item total for a lump sum item is unreadable or otherwise unclear, or is omitted, the bid may be deemed irregular unless the project being bid has only a single item and a clear, readable total bid is provided.

Symbols such as commas and dollar signs will be ignored and have no mathematical significance in establishing any unit price or item total or lump sums. Written unit prices, item totals and lump sums will be interpreted according to the number of digits and, if applicable, decimal placement. Cents symbols also have no significance in establishing any unit price or item total since all figures are assumed to be expressed in dollars and/or decimal fractions of a dollar. Bids on lump sum items shall be item totals only; if any unit price for a lump sum item is included in a bid and it differs from the item total, the items total shall prevail.

The foregoing provisions for the resolution of specific irregularities cannot be so comprehensive as to cover every omission, inconsistency, error or other irregularity which may occur in a bid. Any situation not specifically provided for will be determined in the discretion of the *CITY of LIVINGSTON*, and that discretion will be exercised in the manner deemed by the *CITY of LIVINGSTON* to best protect the public interest in the prompt and economical completion of the work. The decision of the *CITY of LIVINGSTON* respecting the amount of a bid, or the existence or treatment of an irregularity in a bid, shall be final.

If this proposal shall be accepted and the undersigned shall fail to enter into the contract and furnish the 2 bonds in the sums required by the State Contract Act, with surety satisfactory to the *CITY of LIVINGSTON*, within 8 days, not including Saturdays, Sundays and legal holidays, after the bidder has received notice from the *CITY of LIVINGSTON* that the contract has been awarded, the *CITY of LIVINGSTON* may, at its option, determine that the bidder has abandoned the contract, and thereupon this proposal and the acceptance thereof shall be null and void and the forfeiture of the security accompanying this proposal shall operate and the same shall be the property of the *CITY of LIVINGSTON*.

The undersigned, as bidder, declares that the only persons or parties interested in this proposal as principals are those named herein; that this proposal is made without collusion with any other person, firm, or corporation; that he has carefully examined the location of the proposed work, the annexed proposed form of contract, and the plans therein referred to; and he proposes, and agrees if this proposal

is accepted, that he will contract with the *CITY of LIVINGSTON*, in the form of the copy of the contract annexed hereto, to provide all necessary machinery, tools, apparatus and other means of construction, and to do all the work and furnish all the materials specified in the contract, in the manner and time therein prescribed, and according to the requirements of the Engineer as therein set forth, and that he will take in full payment therefore the following prices, to wit:

**CITY OF LIVINGSTON
DEPARTMENT OF PUBLIC WORKS
BID SCHEDULE
I STREET WATERLINE REPLACEMENT**

ITEM NO.	BID ITEM DESCRIPTION	ESTIMATED QUANTITY	UNIT PRICE	ITEM TOTAL
1	Mobilization <i>*(Item 1 not to exceed \$2,500.00)</i>	1 LS	\$ <u>1,800.00</u>	\$ <u>1,800.00</u> <i>*(See Note)</i>
2	Traffic Control Plan <i>** (Item 2 not to exceed \$2,500.00)</i>	1 LS	\$ <u>600.00</u>	\$ <u>600.00</u> <i>** (See Note)</i>
3	Remove and Replace 6-Inch Waterline	102 LF	\$ <u>310.21</u>	\$ <u>31,641.42</u>
TOTAL BID			\$ <u>34,041.42</u>	

NOTE: "TOTAL BID" is only on the last page of the Bid Schedule List

INFORMATION REQUIRED OF BIDDER

List of Subcontractors

As of March 1, 2015, Contractors (and sub-contractors) wishing to bid on public works contracts shall be registered with the State Division of Industrial Relations and certified to bid on Public Works contracts. Please register at: <https://www.dir.ca.gov/Public-Works/Contractor-Registration.html>

In accordance with Title 49, Section 26.11 of the Code of Federal Regulations, and Section 4104 of the Public Contract Code of the State of California, as amended, the following information is required for each sub-contractor who will perform work amounting to more than one half of one percent (0.5%) of the Total Base Bid or \$10,000 (whichever is greater). **Photocopy this form for additional firms.**

Bid Item No.	Description of Work to be Performed	Percent of Total Contract	Subcontractor's License No.	Dept. of Industrial Relations (DIR) Registration No.	Subcontractor's Name and Address
	None				

STATEMENT OF QUALIFICATIONS

Experience

Bidder shall identify three (3) most recently completed projects similar to Work described in these Contract Documents.

	1	2	3
Project Title	"G" Street Emergency Repair of Water Main	Alpine Drive: "G" Street to Wainwright Ave.	Main Street Improvements
Public Agency	City of Merced	City of Merced	City of Waterford
Address	678 W. 18th Street Merced, CA 95340	678 W. 18th Street Merced, CA 95340	101 "E" Street Waterford, CA 95386
Telephone No.	(209) 385-6846	(209) 385-6846	(209) 874-2328
Engineer in Charge	N/A	Michael Beltran City of Merced	Nicklaus Stephens MCR Engineering
Project Value (\$)	\$756,715.00	\$611,480.00	\$348,660.00
Date Accepted	May 2021	September 2020	June 2021
Claims Filed?	No	No	No
<i>If yes explain below:</i>			

(THE BIDDER'S EXECUTION ON THE SIGNATURE PORTION OF THIS PROPOSAL SHALL ALSO CONSTITUTE AN ENDORSEMENT AND EXECUTION OF THOSE CERTIFICATIONS WHICH ARE A PART OF THIS PROPOSAL)

EQUAL EMPLOYMENT OPPORTUNITY CERTIFICATION

The bidder Taylor Backhoe Service Inc. dba TBS Contractors, proposed subcontractor(s)

None

(list Subcontractor(s) above)

hereby certifies that he

has

has not

participated in a previous contract or subcontract subject to the equal opportunity clauses, as required by Executive Orders 10925, 11114, or 11246, and that, where required, he has filed with the Joint Reporting Committee, the Director of the Office of Federal Contract Compliance, a Federal Government contracting or administering agency, or the former President's Committee on Equal Employment Opportunity, all reports due under the applicable filing requirements.

Note: The above certification is part of the bid. Signing this bid on the signature portion thereof shall also constitute signature of these certifications.

PUBLIC CONTRACT CODE

Public Contract Code Section 10285.1 Statement

In conformance with Public Contract Code Section 10285.1 (Chapter 376, Stats. 1985), the bidder hereby declares under penalty of perjury under the laws of the State of California that the bidder

has

has not

been convicted within the preceding three years of any offenses referred to in that section, including any charge of fraud, bribery, collusion, conspiracy, or any other act in violation of any state or Federal antitrust law in connection with the bidding upon, award of, or performance of, any public works contract, as defined in Public Contract Code Section 1101, with any public entity, as defined in Public Contract Code Section 1100, including the Regents of the University of California or the Trustees of the California State University. The term "bidder" is understood to include any partner, member, officer, director, responsible managing officer, or responsible managing employee thereof, as referred to in Section 10285.1.

Note: The bidder must place a check mark after "has" or "has not" in one of the blank spaces provided. The above Statement is part of the Proposal. Signing this Proposal on the signature portion thereof shall also constitute signature of this Statement. Bidders are cautioned that making a false certification may subject the certifier to criminal prosecution.

Public Contract Code Section 10162 Questionnaire

In conformance with Public Contract Code Section 10162, the Bidder shall complete, under penalty of perjury, the following questionnaire:

Has the bidder, any officer of the bidder, or any employee of the bidder who has a proprietary interest in the bidder, ever been disqualified, removed, or otherwise prevented from bidding on, or completing a federal, state, or local government project because of a violation of law or a safety regulation?

Yes

No

If the answer is yes, explain the circumstances in the following space.

Public Contract Code 10232 Statement

In conformance with Public Contract Code Section 10232, the Contractor, hereby states under penalty of perjury, that no more than one final unappealable finding of contempt of court by a federal court has been issued against the Contractor within the immediately preceding two-year period because of the Contractor's failure to comply with an order of a federal court which orders the Contractor to comply with an order of the National Labor Relations Board.

Note: The above Statement and Questionnaire are part of the Proposal. Signing this Proposal on the signature portion thereof shall also constitute signature of this Statement and Questionnaire.

Bidders are cautioned that making a false certification may subject the certifier to criminal prosecution.

CONTRACTOR'S CERTIFICATION REGARDING WORKERS' COMPENSATION INSURANCE

State of California

County of Merced

I am aware of the provisions of Section 3700 of the Labor Code which require every employer to be insured against liability for workers' compensation or to undertake self-insurance in accordance with the provisions of that code, and I will comply with such provisions before commencing the performance of the work of this Contract.

Taylor Backhoe Service Inc. dba TBS Contractors
(Name of Contractor)

By: 

Andy Taylor, Vice President
(Signature of Contractor)

Date: 11/29/2023

Noncollusion Affidavit

(Title 23 United States Code Section 112 and
Public Contract Code Section 7106)

To the CITY of LIVINGSTON DEPARTMENT OF PUBLIC WORKS.

In conformance with Title 23 United States Code Section 112 and Public Contract Code 7106 the bidder declares that the bid is not made in the interest of, or on behalf of, any undisclosed person, partnership, company, association, organization, or corporation; that the bid is genuine and not collusive or sham; that the bidder has not directly or indirectly induced or solicited any other bidder to put in a false or sham bid, and has not directly or indirectly colluded, conspired, connived, or agreed with any bidder or anyone else to put in a sham bid, or that anyone shall refrain from bidding; that the bidder has not in any manner, directly or indirectly, sought by agreement, communication, or conference with anyone to fix the bid price of the bidder or any other bidder, or to fix any overhead, profit, or cost element of the bid price, or of that of any other bidder, or to secure any advantage against the public body awarding the contract of anyone interested in the proposed contract; that all statements contained in the bid are true; and, further, that the bidder has not, directly or indirectly, submitted his or her bid price or any breakdown thereof, or the contents thereof, or divulged information or data relative thereto, or paid, and will not pay, any fee to any corporation, partnership, company, association, organization, bid depository, or to any member or agent thereof to effectuate a collusive or sham bid.

Note: The above Noncollusion Affidavit is part of the Proposal. Signing this Proposal on the signature portion thereof shall also constitute signature of this Noncollusion Affidavit.

Bidders are cautioned that making a false certification may subject the certifier to criminal prosecution.

DEBARMENT AND SUSPENSION CERTIFICATION

TITLE 49, CODE OF FEDERAL REGULATIONS, PART 29

The bidder, under penalty of perjury, certifies that, except as noted below, he/she or any other person associated therewith in the capacity of owner, partner, director, officer, manager:

- is not currently under suspension, debarment, voluntary exclusion, or determination of ineligibility by any Federal agency;
- has not been suspended, debarred, voluntarily excluded or determined ineligible by any Federal agency within the past 3 years;
- does not have a proposed debarment pending; and
- has not been indicted, convicted, or had a civil judgment rendered against it by a court of competent jurisdiction in any matter involving fraud or official misconduct within the past 3 years.

If there are any exceptions to this certification, insert the exceptions to an additional sheet of paper and include with the bid.

Exceptions will not necessarily result in denial of award, but will be considered in determining bidder responsibility. For any exception noted above, indicate below to whom it applies, initiating agency, and dates of action.

NPDES/MS4 Compliance Certification

All construction projects within the City limits must comply with the National Pollutant Discharge Elimination System (NPDES) storm water regulation adopted by the EPA, and as applicable, and the Phase II Small Municipal Separate Storm Sewer System (MS4) General Permit requirements, regardless of size.

The City is required under these permits to provide information to Contractors performing work within City limits about training opportunities to assist in managing potential pollutants from construction –related activities, selection, installation, implementation, and maintenance of Best Management Practices (BMPs), as well as overall program compliance.

The Bidder acknowledges that they are aware of the necessity to be in compliance with the NPDES and MS4 permits while working within City limits.

Note: Providing false information may result in criminal prosecution or administrative sanctions.

The above certifications are part of the Proposal. Signing this Proposal on the signature portion thereof shall also constitute signature of these Certifications.

Accompanying this proposal is Bidder's Bond

(NOTICE: INSERT THE WORDS "CASH (\$ _____)," "CASHIER'S CHECK,"
"CERTIFIED CHECK," OR "BIDDER'S BOND," AS THE CASE MAY BE.)

in amount equal to at least ten percent of the total of the bid.

The names of all persons interested in the foregoing proposal as principals are as follows:

IMPORTANT NOTICE

If bidder or other interested person is a corporation, state legal name of corporation, also names of the president, secretary, treasurer, and manager thereof; if a copartnership, state true name of firm, also names of all individual copartners composing firm; if bidder or other interested person is an individual, state first and last names in full.

Taylor Backhoe Service Inc. dba TBS Contractors, A California Corporation

Janet Taylor, President/Secretary

Andy Taylor, Vice President/Treasurer

Licensed in conformance with an act providing for the registration of Contractors,

License No. 810520 Classification(s) A, B & C21

Department of Industrial Relations (DIR) Registration No. 1000597055

ADDENDA

This Proposal is submitted with respect to the changes to the contract included in Addenda Number/s

None

(Fill in addenda numbers if addenda have been received and insert, in this Proposal, any Engineer's Estimate sheets that were received as part of the addenda.)

By my signature on this proposal I certify, under penalty of perjury under the laws of the State of California, that the foregoing questionnaire and statements of Public Contract Code Sections 10162, 10232 and 10285.1 are true and correct and that the bidder has complied with the requirements of Section 8103 of the Fair Employment and Housing Commission Regulations (Chapter 5, Title 2 of the California Administrative Code).

Date: November 29, 2023

Andy Taylor

Vice President

Signature and Title of Bidder



Business Address 1605 E. Gerard Avenue, Merced, CA 95341

Place of Business 1605 E. Gerard Avenue, Merced, CA 95341

Place of Residence 1605 E. Gerard Avenue, Merced, CA 95341

1. Bidder and Surety, jointly and severally, bind themselves, their heirs, executors, administrators, successors, and assigns to pay to Owner upon default of Bidder the penal sum set forth on the face of this Bond. Payment of the penal sum is the extent of Bidder's and Surety's liability. Recovery of such penal sum under the terms of this Bond shall be Owner's sole and exclusive remedy upon default of Bidder.
2. Default of Bidder shall occur upon the failure of Bidder to deliver within the time required by the Bidding Documents (or any extension thereof agreed to in writing by Owner) the executed Agreement required by the Bidding Documents and any performance and payment bonds required by the Bidding Documents.
3. This obligation shall be null and void if:
 - 3.1 Owner accepts Bidder's Bid and Bidder delivers within the time required by the Bidding Documents (or any extension thereof agreed to in writing by Owner) the executed Agreement required by the Bidding Documents and any performance and payment bonds required by the Bidding Documents, or
 - 3.2 All Bids are rejected by Owner, or
 - 3.3 Owner fails to issue a Notice of Award to Bidder within the time specified in the Bidding Documents (or any extension thereof agreed to in writing by Bidder and, if applicable, consented to by Surety when required by Paragraph 5 hereof).
4. Payment under this Bond will be due and payable upon default of Bidder and within 30 calendar days after receipt by Bidder and Surety of written notice of default from Owner, which notice will be given with reasonable promptness, identifying this Bond and the Project and including a statement of the amount due.
5. Surety waives notice of any and all defenses based on or arising out of any time extension to issue Notice of Award agreed to in writing by Owner and Bidder, provided that the total time for issuing Notice of Award including extensions shall not in the aggregate exceed 120 days from Bid due date without Surety's written consent.
6. No suit or action shall be commenced under this Bond prior to 30 calendar days after the notice of default required in Paragraph 4 above is received by Bidder and Surety and in no case later than one year after Bid due date.
7. Any suit or action under this Bond shall be commenced only in a court of competent jurisdiction located in the state in which the Project is located.
8. Notices required hereunder shall be in writing and sent to Bidder and Surety at their respective addresses shown on the face of this Bond. Such notices may be sent by personal delivery, commercial courier, or by United States Registered or Certified Mail, return receipt requested, postage pre-paid, and shall be deemed to be effective upon receipt by the party concerned.
9. Surety shall cause to be attached to this Bond a current and effective Power of Attorney evidencing the authority of the officer, agent, or representative who executed this Bond on behalf of Surety to execute, seal, and deliver such Bond and bind the Surety thereby.
10. This Bond is intended to conform to all applicable statutory requirements. Any applicable requirement of any applicable statute that has been omitted from this Bond shall be deemed to be included herein as if set forth at length. If any provision of this Bond conflicts with any applicable statute, then the provision of said statute shall govern and the remainder of this Bond that is not in conflict therewith shall continue in full force and effect.
11. The term "Bid" as used herein includes a Bid, offer, or proposal as applicable.

ACKNOWLEDGMENT

A notary public or other officer completing this certificate verifies only the identity of the individual who signed the document to which this certificate is attached, and not the truthfulness, accuracy, or validity of that document.

State of California
County of Butte)

On November 22, 2023 before me, Sara Walliser, Notary Public
(insert name and title of the officer)

personally appeared Elizabeth Collodi,
who proved to me on the basis of satisfactory evidence to be the person~~(s)~~ whose name~~(s)~~ is/~~are~~
subscribed to the within instrument and acknowledged to me that ~~he~~/~~she~~/~~they~~ executed the same in
~~his~~/~~her~~/~~their~~ authorized capacity~~(ies)~~, and that by ~~his~~/~~her~~/~~their~~ signature~~(s)~~ on the instrument the
person~~(s)~~, or the entity upon behalf of which the person~~(s)~~ acted, executed the instrument.

I certify under PENALTY OF PERJURY under the laws of the State of California that the foregoing paragraph is true and correct.

WITNESS my hand and official seal.

Signature  (Seal)





This Power of Attorney limits the acts of those named herein, and they have no authority to bind the Company except in the manner and to the extent herein stated.

Liberty Mutual Insurance Company
The Ohio Casualty Insurance Company
West American Insurance Company

Certificate No: 8209492- 971829

POWER OF ATTORNEY

KNOWN ALL PERSONS BY THESE PRESENTS: That The Ohio Casualty Insurance Company is a corporation duly organized under the laws of the State of New Hampshire, that Liberty Mutual Insurance Company is a corporation duly organized under the laws of the State of Massachusetts, and West American Insurance Company is a corporation duly organized under the laws of the State of Indiana (herein collectively called the "Companies"), pursuant to and by authority herein set forth, does hereby name, constitute and appoint, Bill Rapp, Brad Espinosa, Breanna Boatright, Claudine Gordon, Deanna Quintero, Dineen Fraser, Elizabeth Collodi, Jason March, Jennifer Lukmann, John Hopkins, John J Weber, Kathleen Lc, Kevin Seofield, Kris Lopes, Kristie Phillips, Matthew Foster, Michael Feeney, Mike Taylor, Mindy Whitehouse, Pam Sey, Paula Senna, Peggy Trusty, Phil Watkins, Renee Ramsey, Samantha Watkins, Sara Walliser, Sharon Smith, Steven L. Williams, Tony Clark

all of the city of Chico state of CA each individually if there be more than one named, its true and lawful attorney-in-fact to make, execute, seal, acknowledge and deliver, for and on its behalf as surety and as its act and deed, any and all undertakings, bonds, recognizances and other surety obligations, in pursuance of these presents and shall be as binding upon the Companies as if they have been duly signed by the president and attested by the secretary of the Companies in their own proper persons.

IN WITNESS WHEREOF, this Power of Attorney has been subscribed by an authorized officer or official of the Companies and the corporate seals of the Companies have been affixed hereto this 24th day of February, 2023



Liberty Mutual Insurance Company
The Ohio Casualty Insurance Company
West American Insurance Company

By: [Signature]
David M. Carey, Assistant Secretary

State of PENNSYLVANIA ss
County of MONTGOMERY

On this 24th day of February, 2023 before me personally appeared David M. Carey, who acknowledged himself to be the Assistant Secretary of Liberty Mutual Insurance Company, The Ohio Casualty Company, and West American Insurance Company, and that he, as such, being authorized so to do, execute the foregoing instrument for the purposes therein contained by signing on behalf of the corporations by himself as a duly authorized officer.

IN WITNESS WHEREOF, I have hereunto subscribed my name and affixed my notarial seal at Plymouth Meeting, Pennsylvania, on the day and year first above written.



Commonwealth of Pennsylvania - Notary Seal
Teresa Pastella, Notary Public
Montgomery County
My commission expires March 28, 2025
Commission number 1126044
Member, Pennsylvania Association of Notaries

By: [Signature]
Teresa Pastella, Notary Public

This Power of Attorney is made and executed pursuant to and by authority of the following By-laws and Authorizations of The Ohio Casualty Insurance Company, Liberty Mutual Insurance Company, and West American Insurance Company which resolutions are now in full force and effect reading as follows:

ARTICLE IV - OFFICERS: Section 12. Power of Attorney.

Any officer or other official of the Corporation authorized for that purpose in writing by the Chairman or the President, and subject to such limitation as the Chairman or the President may prescribe, shall appoint such attorneys-in-fact, as may be necessary to act in behalf of the Corporation to make, execute, seal, acknowledge and deliver as surety any and all undertakings, bonds, recognizances and other surety obligations. Such attorneys-in-fact, subject to the limitations set forth in their respective powers of attorney, shall have full power to bind the Corporation by their signature and execution of any such instruments and to attach thereto the seal of the Corporation. When so executed, such instruments shall be as binding as if signed by the President and attested to by the Secretary. Any power or authority granted to any representative or attorney-in-fact under the provisions of this article may be revoked at any time by the Board, the Chairman, the President or by the officer or officers granting such power or authority.

ARTICLE XIII - Execution of Contracts: Section 5. Surety Bonds and Undertakings.

Any officer of the Company authorized for that purpose in writing by the chairman or the president, and subject to such limitations as the chairman or the president may prescribe, shall appoint such attorneys-in-fact, as may be necessary to act in behalf of the Company to make, execute, seal, acknowledge and deliver as surety any and all undertakings, bonds, recognizances and other surety obligations. Such attorneys-in-fact subject to the limitations set forth in their respective powers of attorney, shall have full power to bind the Company by their signature and execution of any such instruments and to attach thereto the seal of the Company. When so executed such instruments shall be as binding as if signed by the president and attested by the secretary.

Certificate of Designation - The President of the Company, acting pursuant to the Bylaws of the Company, authorizes David M. Carey, Assistant Secretary to appoint such attorneys-in-fact as may be necessary to act on behalf of the Company to make, execute, seal, acknowledge and deliver as surety any and all undertakings, bonds, recognizances and other surety obligations.

Authorization - By unanimous consent of the Company's Board of Directors, the Company consents that facsimile or mechanically reproduced signature of any assistant secretary of the Company, wherever appearing upon a certified copy of any power of attorney issued by the Company in connection with surety bonds, shall be valid and binding upon the Company with the same force and effect as though manually affixed.

I, Renee C. Llewellyn, the undersigned, Assistant Secretary, The Ohio Casualty Insurance Company, Liberty Mutual Insurance Company, and West American Insurance Company do hereby certify that the original power of attorney of which the foregoing is a full, true and correct copy of the Power of Attorney executed by said Companies, is in full force and effect and has not been revoked.

IN TESTIMONY WHEREOF, I have hereunto set my hand and affixed the seals of said Companies this 22nd day of November, 2023



By: [Signature]
Renee C. Llewellyn, Assistant Secretary

Not valid for mortgage, note, loan, letter of credit, currency rate, interest rate or residual value guarantees.

For bond and/or Power of Attorney (POA) verification inquiries, please call 610-832-8240 or email HOSU.R@libertymutual.com.

CALIFORNIA NOTARY ACKNOWLEDGEMENT (INDIVIDUAL)

A notary public or other officer completing this certificate verifies only the identity of the individual who signed the document to which this certificate is attached, and not the truthfulness, accuracy, or validity of that document.

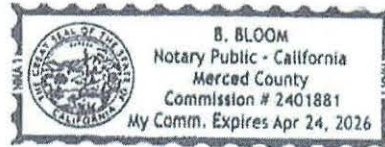
State of California
County of Merced

On 12/14/2023 before me, B. Bloom, Notary Public (insert name and title of the officer), personally appeared Andrew Taylor, V.P., who proved to me on the basis of satisfactory evidence to be the person(s) whose name(s) is/~~are~~ subscribed to the within instrument and acknowledged to me that he/~~she~~ they executed the same in his/~~her~~ their authorized capacity(ies), and that by his/~~her~~ their signature(s) on the instrument the person(s), or the entity upon behalf of which the person(s) acted, executed the instrument.

I certify under PENALTY OF PERJURY under the laws of the State of California that the foregoing paragraph is true and correct.

WITNESS my hand and official seal.

Signature



(Seal)



CONTRACTORS STATE LICENSE BOARD

Contractor's License Detail for License # 810520

DISCLAIMER: A license status check provides information taken from the CSLB license database. Before relying on this information, you should be aware of the following limitations.

- ▶ CSLB complaint disclosure is restricted by law (B&P 7124.6) if this entity is subject to public complaint disclosure click on link that will appear below for more information. Click [here](#) for a definition of disclosable actions.
- ▶ Only construction related civil judgments reported to CSLB are disclosed (B&P 7071.17)
- ▶ Arbitrations are not listed unless the contractor fails to comply with the terms.
- ▶ Due to workload, there may be relevant information that has not yet been entered into the board's license database

Data current as of 12/5/2023 11:09:19 AM

Business Information

TAYLOR BACKHOE SERVICE INC
dba TBS CONTRACTORS

1605 E GERARD AVE
MERCED, CA 95341
Business Phone Number:(209) 384-8424

Entity Corporation
Issue Date 07/12/2002
Expire Date 07/31/2024

License Status

This license is current and active.

All information below should be reviewed.

Classifications

- ▶ A - GENERAL ENGINEERING
- ▶ C21 - BUILDING MOVING, DEMOLITION
- ▶ B - GENERAL BUILDING

Pending Information

Contractor's Bond

This license filed a Contractor's Bond with OHIO CASUALTY INSURANCE COMPANY (THE).

Bond Number: 784319C

Bond Amount: \$25,000

Effective Date: 01/01/2023

[Contractor's Bond History](#)

Bond of Qualifying Individual

- ▶ The qualifying individual ANDREW RAY TAYLOR certified that he/she owns 10 percent or more of the voting stock/membership interest of this company; therefore, the Bond of Qualifying Individual is not required.
Effective Date: 07/12/2002

- ▶ This license filed Bond of Qualifying Individual number D10605C for WILLIAM LEVI DUKES in the amount of \$25,000 with OHIO CASUALTY INSURANCE COMPANY (THE).
Effective Date: 01/01/2023

[BQI's Bond History](#)

Workers' Compensation

This license has workers compensation insurance with the TRANSVERSE INSURANCE COMPANY
Policy Number:FORWC000001352
Effective Date: 10/01/2023
Expire Date: 10/01/2024
Workers' Compensation History

1/1

▶ Personnel listed on this license (current or disassociated) are listed on other licenses.

[Back to Top](#)

[Conditions of Use](#)

[Privacy Policy](#)

[Accessibility](#)

[Accessibility Certification](#)

Copyright © 2023 State of California

EXHIBIT B

SPECIAL REQUIREMENTS

(Superseding Contract Boilerplate)

If the Parties wish to revise provisions in the Agreement above (from page 1 through the signature page), then the revisions shall be presented in this Exhibit B, with deletions shown in ~~strike-through~~ and additions shown in ***bold and italics***.



STAFF REPORT

AGENDA ITEM: Resolution (1) Awarding a Purchase Order to PAC Machine Company for replacement of One 25 HP submersible pump at the Arakelian Storm Pump Station; and (2) Approve a supplemental appropriation for the Sewer Enterprise Fund in the amount of \$31,786.25; and (3) Authorize the Interim City Manager to execute and issue the Purchase order to PAC Machine Pump Company in an Amount Not to Exceed \$31,786.25

MEETING DATE: January 16, 2024

PREPARED BY: Anthony Chavarria, Director of Public Works

REVIEWED BY: Christopher Lopez, Interim City Manager

RECOMMENDATION:

- (1) Staff recommends that the City Council adopt a Resolution of the City Council of the City of Livingston awarding a Purchase Order to PAC Machine Company for pump replacement for one 25 HP submersible pump at the Arakelian Storm Pump Station.
- (2) Approve a supplemental appropriation to the Sewer Enterprise Fund in the amount of \$31,786.25.
- (3) Authorize the Interim City Manager to execute and issue the Purchase Order to PAC Machine Pump Company Station in an amount not to exceed \$31,786.25.

BACKGROUND:

On December 30, 2023, staff reported that one of the two Arakelian storm pumps failed and could not be started. The Arakelian Storm Pump Station services the Southern to central area of Livingston, and the pump station is a critical component within the City's storm conveyance infrastructure. The Arakelian Storm Pump Station is equipped with two 25 HP submersible pumps, and staff recommends replacement in an expedited manner to reduce the possibility of a health and safety issue such as storm events causing water to back up into homes and businesses, should pumps fail.

DISCUSSION:

Staff immediately sent the failed storm pump to PAC Machine Company to be inspected. The inspection resulted in the impeller needing replacement along with the electrical cord and other major repair items. The submersible pumps at Arakelian pump station are Flygt pumps that are 18 years old. These pumps have exceeded their life expectancy and are ready for replacement. The cost to rebuild the pump compared to purchasing a new one is within \$5,000 and will not be cost efficient to repair.

Staff is recommending the selected source of Flygt pumps due to the long-life expectancy and minimal pump issues that staff have come to realize while working with the different manufactures of pumps within the City's infrastructure. The city has had Flygt pumps stay in service for up to 20 years.

This project is exempt from the Public Contract Code per Section 22002



The Livingston Municipal Code requires formal bidding procedures for all purchases over \$10,000 unless the formal bidding process is undesirable, impossible, unavailing, or incongruous as determined by the City Manager. The Interim City Manager has determined that the formal bidding process for this work is undesirable due to the abrupt failure of the pump and the potential for a health and safety issue should the City experience an additional pump failure at the Arakelian Storm Pump Station and recommends that the City proceed with awarding an agreement to PAC Machine Pump Company for the replacement of the failed 25 HP submersible pump.

FISCAL IMPACT:

\$31,786.25 Expended from the Sewer Enterprise Fund

ATTACHMENTS:

1. Resolution
2. Exhibit "A" Cost Proposal from PAC Machine Company in the amount of \$31,786.25

RESOLUTION NO. 2024-

RESOLUTION OF THE CITY COUNCIL OF THE CITY OF LIVINGSTON (1) AWARDING A PURCHASE ORDER TO PAC MACHINE COMPANY FOR REPLACEMENT OF ONE 25 HP SUBMERSIBLE PUMP AT THE ARAKELIAN STORM PUMP STATION; AND (2) APPROVE A SUPPLEMENTAL APPROPRIATION FOR THE SEWER ENTERPRISE FUND IN THE AMOUNT OF \$31,786.25; AND (3) AUTHORIZE THE INTERIM CITY MANAGER TO EXECUTE AND ISSUE THE PURCHASE ORDER TO PAC MACHINE PUMP COMPANY IN THE AMOUNT NOT TO EXCEED \$31,786.25

WHEREAS, on December 30, 2023, staff reported that one of the two Arakelian storm pumps failed and could not be started; and

WHEREAS, the Arakelian Storm Pump Station services the Southern to central area of Livingston; and

WHEREAS, the pump station is a critical component within the City's storm conveyance infrastructure. The Arakelian Storm Pump Station is equipped with two 25 HP submersible pumps; and

WHEREAS, staff recommends replacement in an expedited manner to reduce the possibility of a health and safety issue such as storm events causing water to back up into homes and businesses, should pumps fail.

NOW, THEREFORE, BE IT RESOLVED, by the City Council of the City of Livingston as follows:

Section 1. Adopt a Resolution of the City Council of the City of Livingston awarding a Purchase Order to PAC Machine Company for pump replacement for one 25 HP submersible pump at the Arakelian Storm Pump Station

Section 2. Approve a supplemental appropriation to the Sewer Enterprise Fund in the amount of \$31,786.25.

Section 3. Authorize the Interim City Manager to execute and issue the Purchase Order to PAC Machine Pump Company in an amount not to exceed \$31,786.25.

Section 4. This Resolution will become effective immediately.

I hereby certify that the foregoing Resolution No. 2024-___ is a full, true and correct copy of a resolution duly passed and adopted by the City Council of the City of Livingston at a regular meeting thereof duly held on the 16th day of January 2024, by the vote recorded as follows:

AYES:

NOES:

ABSENT:

ABSTAIN:

By: _____
Jose A. Moran, Mayor
Of City of Livingston

ATTEST

Monica Cisneros, Deputy City Clerk

APPROVED AS TO LEGAL FORM

Roy C. Santos, City Attorney



Pac Machine Company

SACRAMENTO, BENICIA, CA
SPARKS, NV

From: Gerard Marquez
Pac Machine Company
8570 23rd Avenue
Sacramento, CA 95826
Phone: (916) 387-1336
Fax: (916)387-1380

To: Anthony Chavarria
Of: City of Livingston
Email/Fax: achavarria@livingstoncity.com
Phone: 559 930 9160
Re: Arakelian Pump Quote
Date: 01.05.24

Call Gerard Marquez @ mobile 916-416-2252 or email @ gerard@pacmachine.com w/questions per your request we're pleased to quote the following.

Qty	Description	Price Each	Amount
1	8" Replacement Pump for Arakelian Lift Station	\$29,500.00	\$29,500.00
	Quote #: 010524-LVSN		
		TAX (7.75%)	\$2,286.25
		TOTAL	\$31,786.25
	Delivery: 12 weeks		

Thank you very much for the opportunity to quote.

Gerard Marquez

STAFF REPORT

AGENDA ITEM: COMMUNITY FACILITIES DISTRICT NO. 2017-1 (PUBLIC SERVICES), ANNEXATION NO. 3

MEETING DATE: January 16, 2024

PREPARED BY: Willdan Financial Services

REVIEWED BY: Christopher Lopez, Interim City Manager

RECOMMENDATION:

Hold public hearing to annex property into Community Facilities District No. 2017-1 (Public Services) (the "CFD"), Annexation No. 3 to pay for the impact of new development on public services, including the maintenance of streets, drainage, parks, public landscape areas, and to maintain service levels for police and fire protection services provided by the City of Livingston (the "City").

It is recommended that the City Council hold the public hearing and adopt:

Resolution of the City Council of the City of Livingston Annexing of Territory to a Community Facilities District, Authorizing the Levy of a Special Tax, and Submitting Levy of Tax to Qualified Electors, City of Livingston Community Facilities District No. 2017-1 (Public Services) Annexation No. 3; and

Resolution of the City Council of the City of Livingston Declaring Results of a Special Annexation Election, Determining Validity of Prior Proceedings, and Directing Recording of Amended Notice of Special Tax Lien, City of Livingston Community Facilities District No. 2017-1 (Public Services) Annexation No. 3

The recommended actions will annex property into the CFD pursuant to the terms and provisions of the Mello-Roos Community Facilities Act of 1982, being Chapter 2.5, Part 1, Division 2, Title 5 of the Government Code of the State of California as amended, for the purpose of financing the impact of new development on public services, including the maintenance of streets, drainage, parks, public landscape areas, and to maintain service levels for police and fire protection services.

BACKGROUND

By Resolution No. 2018-20, the City Council established the CFD with the intention that future development within the City would annex into this CFD. The special taxes collected from the property owners within the CFD are to be used for the funding of maintenance of streets, drainage, parks, public landscape areas, and to maintain service levels for police and fire protection services due to new development in the City.

There are multiple projects proposed for annexation. The details for each project are as follows:

1. A development owned by Renee Moreno & Epigmenia Moreno consisting of a duplex sitting on 0.134 acres of land. The project is located on 6th Street between E Street and

F Street. The boundary of the annexation includes the area within assessor's parcel number 024-181-014-000 as depicted on Exhibit A.

2. A development owned by Juan Maldonado consisting of single-family dwelling on 0.101 acres of land. The project is located on F Street between 4th and 5th Streets. The boundary of the annexation includes the area within assessor's parcel number 024-173-013-000 as depicted on Exhibit A.
3. A development owned by Simran Singh consisting of a triplex sitting on 0.177 acres of land. The project is located on B Street between 1st and 2nd Street. The boundary of the annexation includes the area within assessor's parcel number 024-123-003-000 as depicted on Exhibit A.
4. A development owned by SGM Moonglo, Inc consisting of a Truck Stop Complex to include five quick serve restaurants, three with a drive-thru, fuel dispensing stations for passenger vehicles, a fuel dispensing station for tractor trailers and associated travel center facilities to sit on 18.9 acres of land. The project is located east of Hammatt Avenue adjacent to, and north of, State Route 99 with Campbell Avenue running through the development. The boundary of the annexation includes the area within assessor's parcel numbers 023-060-010-000, 023-070-012-000, 023-070-013-000, and 023-070-014-000 as depicted on Exhibit A.
5. A development owned by Mike Singleyn consisting of a Dutch Bros Coffee sitting on 0.861 acres of land. The project is located on the northeast end of Joseph Gallo Court adjacent to, and south of, State Route 99. The boundary of the annexation includes the area within assessor's parcel number 022-020-010-000 as depicted on Exhibit A.

Development of these properties changes the characteristics of undeveloped land. Once developed, these projects will have intensified the use of the properties, creating a need for more services under this CFD.

The Resolution of Intention was adopted on December 5, 2023, which was the first step in the process of annexing new developments into the CFD. The resolution also established January 16, 2024, as the public hearing date for the final consideration of the annexation of the property into the CFD. Notice of public hearing was published in the newspaper and the property owners were notified by mail.

DISCUSSION

The adoption of the attached resolutions annexes the territory into CFD No. 2017-1 (Public Services), submits the levy of the special tax to the qualified electors, and declares the results of the special election. This is the final step in the annexation process; and since the conditions of approval for the development require it to annex into CFD No. 2017-1 (Public Services) and the developers own the parcels, a majority protest of the annexation is not anticipated.

Once the annexation is complete, the property owners of the Projects will be required to pay annual special taxes for CFD No. 2017-1 (Public Services), beginning in Fiscal Year 2024/2025

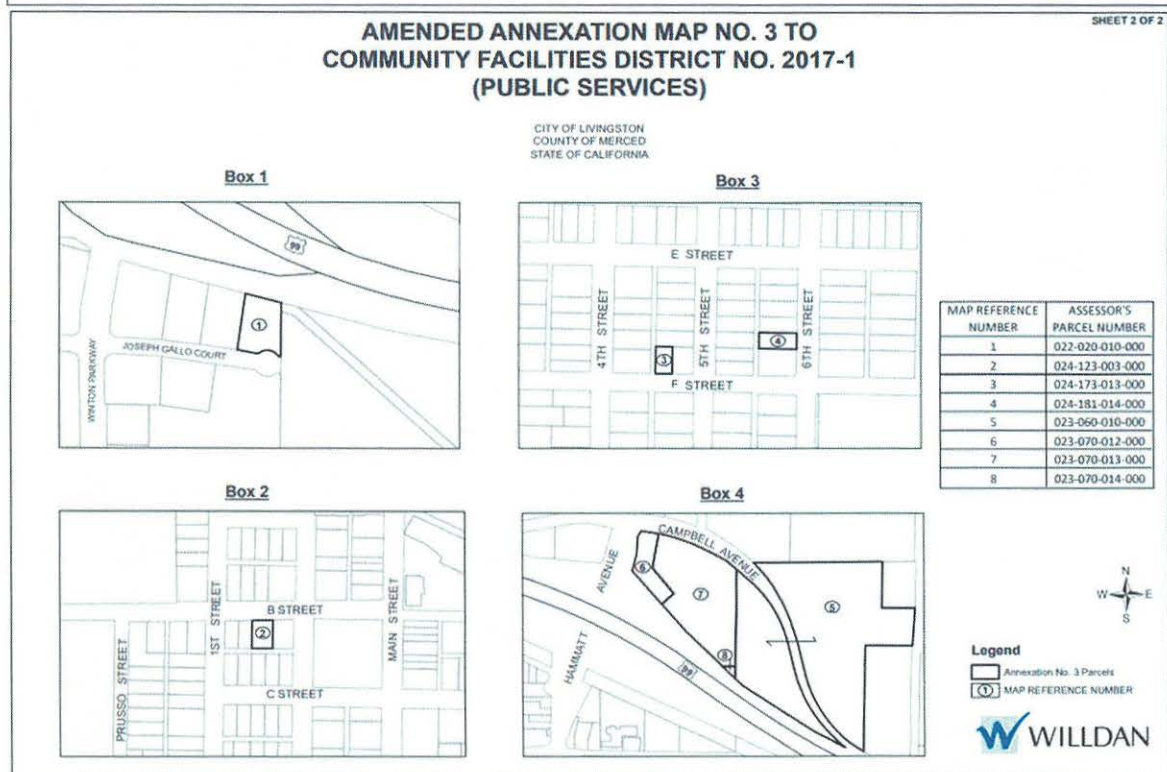
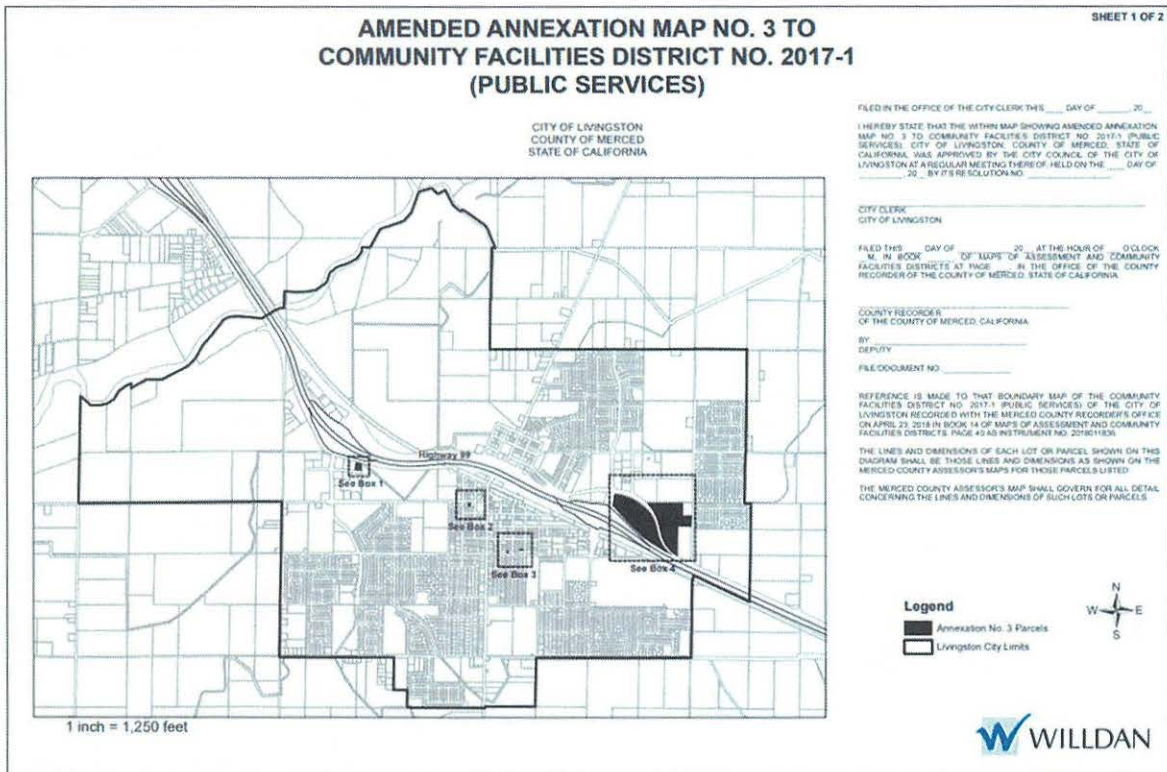
as itemized on their property tax bill in accordance with the rate set forth in the Rate and Method of Apportionment of Special Tax.

FINANCIAL IMPACT

The annual revenue received by the City for the CFD will be based on the maximum special tax rates outlined in the Amended Rate and Method of Apportionment of Special Tax, inflated by the Annual Escalation Factor. The estimated revenue amount from the development projects, based on Fiscal Year 2023/24 maximum special tax rates, is \$137,748. The process for the annexation is funded by the developers and no general fund monies are used for this effort.

ATTACHMENTS:

1. Boundary Map
2. Resolution
3. Resolution



RESOLUTION NO. 2024-

RESOLUTION OF THE CITY COUNCIL OF THE CITY OF LIVINGSTON ANNEXING OF TERRITORY TO A COMMUNITY FACILITIES DISTRICT, AUTHORIZING THE LEVY OF A SPECIAL TAX, AND SUBMITTING LEVY OF TAX TO QUALIFIED ELECTORS, CITY OF LIVINGSTON COMMUNITY FACILITIES DISTRICT NO. 2017-1 (PUBLIC SERVICES) ANNEXATION NO. 3

WHEREAS, this Council, on December 5, 2023, adopted Resolution No. 2023-82 (Resolution of Intention) stating its intention to annex the territory to the City's Community Facilities District No. 2017-1 (Public Services) (CFD), pursuant to the Mello-Roos Community Facilities Act of 1982, as amended (Act); and

WHEREAS, a copy of the Resolution of Intention, incorporating a description and map of the proposed boundaries of the territory to be annexed to the CFD and stating the facilities to be provided and the rate and method of apportionment of the special tax to be levied within the CFD to pay for the services of the CFD, is on file with the City Clerk and the provisions thereof are fully incorporated herein by this reference as if fully set forth herein; and

WHEREAS, the Resolution of Intention set January 16, 2024, as the date of the public hearing; and

WHEREAS, on the January 16, 2024, this Council held a public hearing as required by the Act and the Resolution of Intention relative to the proposed annexation of territory to the CFD; and

WHEREAS, at said hearing interested persons desiring to be heard on all matters pertaining to the annexation of territory to the CFD and the levy of said special taxes within the area proposed to be annexed were heard and a full and fair hearing was held; and

WHEREAS, prior to the time fixed for said hearing, written protests had not been filed against the proposed annexation of territory to the CFD by (i) 50% or more of the registered voters, or six registered voters, whichever is more, residing in the existing CFD, or (ii) 50% or more of the registered voters, or six registered, whichever is more, residing in the territory proposed to be annexed to the CFD, or (iii) owners of one-half or more of the area of land in the existing CFD, or (iv) owners of one-half or more of the area of land in the territory proposed to be annexed to the CFD; and

WHEREAS, Annexation Map No. 3 to the CFD has been filed with the County Recorder of the County of Merced, which map shows the territory to be annexed in these proceedings, and a copy thereof is on file with the City Clerk.

NOW, THEREFORE, THE COUNCIL OF THE CITY OF LIVINGSTON HEREBY RESOLVES:

Section 1. All prior proceedings taken by this Council, with respect to the CFD and the proposed annexation of territory thereto, have been duly considered and are hereby determined to be valid and in conformity with the Act, and the CFD has been validly established pursuant to the Act. It has been determined that this project will intensify the use of the property creating a need for more services under this CFD.

Section 2. The description and map of the boundaries of the territory to be annexed to the CFD, as described in said Annexation No. 3 to the CFD on file with the City Clerk are hereby finally approved, are incorporated herein by reference, and shall be included within the boundaries of the CFD, and said territory is hereby ordered annexed to the CFD, subject to voter approval of the levy of the special taxes therein as hereinafter provided.

Section 3. The provisions of the Resolution of Intention, has heretofore been adopted by this Council and are by this reference incorporated herein, as if fully set forth herein.

Section 4. Pursuant to the provisions of the Act, the proposition of the levy of the special tax within the territory to be annexed to the CFD shall be submitted to the voters of the area to be annexed to the CFD at an election called therefore as hereinafter provided.

Section 5. This Council hereby finds that fewer than 12 persons have been registered to vote within the territory proposed to be annexed to the CFD for each of the 90 days preceding the close of the public hearing heretofore conducted and concluded by this Council for the purposes of these annexation proceedings. Accordingly, and pursuant to Section 53326 of the Act, this Council finds that for purposes of these proceedings the qualified electors are the landowners within the territory proposed to be annexed to the CFD and that the vote shall be by said landowners, each having one vote for each acre or each portion thereof such landowner owns in the territory proposed to be annexed to the CFD.

Section 6. Pursuant to Section 53326 of the Act, the election shall be conducted by mail ballot, in accordance with the applicable provisions of the California Elections Code governing mail ballot elections of cities, and in particular the provisions of Division 4 (commencing with Section 4000), of that Code, insofar as they have not been waived by the unanimous consent of all landowners of the territory to be annexed to the CFD.

Section 7. The Council calls a special election to consider the measure described in the ballot referred to in paragraph 8 below, which election will be held on January 16, 2024, ("Election Day") in the office of the City Clerk, at City Hall, 1416 C Street, Livingston, California.

Section 8. The City Clerk will be the election official to conduct the election and caused to be provided to each landowner in the territory to be annexed to the CFD, a ballot in the form of Exhibit A hereto, which is hereby approved.

Section 9. The City Clerk has accepted the ballot of the qualified elector received prior to 7:00 p.m. on Election Day, whether received by mail or by personal delivery.

Section 10. This Council hereby further finds that the provisions of Section 53326 of the Act requiring a minimum of 90 days to elapse before said election is for the protection of voters, that the voters have waived such requirement and the date for the election hereinabove specified is established accordingly.

The City Clerk shall certify to the adoption of this Resolution by the following vote:

RES. NO. 2023 - _____
January 16, 2024
Page 3

AYES:
NOES:
ABSENT:
ABSTAIN:

Jose A. Moran, Mayor
of the City of Livingston

ATTEST:

I, hereby certify that the foregoing Resolution was regularly introduced, passed, and adopted at a regular meeting of the City Council of the City of Livingston, this 16th day of January 2024.

Monica Cisneros, City Clerk
of the City of Livingston

EXHIBIT A

City of Livingston

Community Facilities District No. 2017-1 (Public Services), Annexation No. 3

OFFICIAL BALLOT

SPECIAL TAX ANNEXATION ELECTION

This ballot is for the special landowner election. You must return this ballot in the enclosed envelope to the office of the City Clerk of the City of Livingston no later than 7:00 p.m. on Tuesday, January 16, 2024, either by mail or in person. The City Clerk's office is located at City Hall, 1416 C Street, Livingston, California, 95334.

To vote, mark in the voting square after the word "YES" or after the word "NO". For a list of acceptable marks, please refer to the back of this ballot.

If you wrongly mark, tear, or deface this ballot, return it to the City Clerk of the City of Livingston and obtain another.

BALLOT MEASURE: Shall the City of Livingston, by and for its Community Facilities District No. 2017-1 (Public Services) (the "CFD"), be authorized to levy special taxes within the territory annexed to the CFD pursuant to and as described in the Resolution of Intention of the City of Livingston adopted by its Council on December 5, 2023?

YES:

NO:

By executing in the space provided below, you confirm that you waive all time limits pertaining to the conduct of the election and any requirement for notice of election and analysis and arguments with respect to the ballot measure, including, but not limited to, such waivers described and permitted by Section 53326 (a) and 53327 (b) of the California Government Code.

Acres Owned Within Territory Annexed:

Number of Votes:

Property Owner Name:

Property Owner/Authorized Representative Signature: _____

RESOLUTION NO. 2024-

RESOLUTION OF THE CITY COUNCIL OF THE CITY OF LIVINGSTON DECLARING RESULTS OF A SPECIAL ANNEXATION ELECTION, DETERMINING VALIDITY OF PRIOR PROCEEDINGS, AND DIRECTING RECORDING OF AMENDED NOTICE OF SPECIAL TAX LIEN, CITY OF LIVINGSTON COMMUNITY FACILITIES DISTRICT NO. 2017-1 (PUBLIC SERVICES) ANNEXATION NO. 3

WHEREAS, in proceedings heretofore conducted by the City Council pursuant to the Mello-Roos Community Facilities Act of 1982, as amended (Act), this City Council has heretofore adopted a resolution calling a special election of the qualified landowner electors in the territory of land proposed to be annexed to Community Facilities District No. 2017-1 (Public Services) (CFD); and

WHEREAS, pursuant to the terms of the resolution, which is hereby incorporated herein by this reference, the special election has been held and the City Clerk has filed a Canvass and Statement of Results of Election (Canvass) a copy of which is attached hereto as Exhibit A; and

WHEREAS, this City Council has reviewed the Canvass and hereby approves it.

NOW, THEREFORE, THE COUNCIL OF THE CITY OF LIVINGSTON HEREBY RESOLVES:

Section 1. The issue presented at the special election was the levy of a special tax within the territory to be annexed to the CFD to be levied in accordance with the formula heretofore approved by this City Council as described in Resolution No. 2024-___, a Resolution of the City Council Annexing of Territory to a Community Facilities District, Authorizing the Levy of a Special Tax and Submitting Levy of Tax to Qualified Electors, City of Livingston Community Facilities District No. 2017-1 (Public Services) Annexation No. 3, adopted January 16, 2024.

Section 2. Pursuant to the Canvass on file with the City Clerk, the issue presented at the special election was approved by the landowners of the territory annexed to the CFD by more than two-thirds of the landowners voting at the special election.

Section 3. Pursuant to the voter approval, said annexed territory to the CFD is hereby declared to be fully annexed to and part of the CFD and this Council may levy special taxes therein as heretofore provided in these proceedings.

Section 4. It is hereby found that all prior proceedings and actions, taken by this Council pursuant to the CFD and the territory annexed thereto were valid and in conformity with the Act.

Section 5. Within 15 days of the date hereof, the City Clerk shall execute and cause to be recorded in the office of the County Recorder of the County of Merced, an amendment to the Notice of Special Tax Lien as required by Section 3117.5 of the California Streets and Highway Code.

I hereby certify the foregoing Resolution No. 2024-___ is a full and true copy of a resolution passed and adopted by the Livingston City Council at a regular meeting thereof duly held on the 16th day of January 2024, by the vote recorded as follows:

RES. NO. 2023 - _____
January 16, 2024
Page 2

AYES:
NOES:
ABSENT:
ABSTAIN:

By: _____
Jose Moran, Mayor
of the City of Livingston

ATTEST:

Monica Cisneros, Deputy City Clerk
of the City of Livingston

APPROVED AS TO LEGAL FORM

Roy C. Santos, City Attorney

Exhibit A

**City of Livingston
Community Facilities District No. 2017-1
(Public Services)
Annexation No. 3**

CANVASS AND STATEMENT OF RESULTS OF ELECTION

I hereby certify that on this date, I canvassed the returns of the election held on January 16, 2024, in the territory annexed to Community Facilities District No. 2017-1 (Public Services) of the City of Livingston which election is designed as the Special Tax Annexation Election, and the cast for and against the measure are as follows and the total as shown for and against the measure are full, true and correct:

City of Livingston Community Facilities District No. 2017-1 (Public Services)	Qualified Landowner Votes	Votes Cast	YES	NO
Annexation No. 3 Special Tax Annexation Election	40			

BALLOT MEASURE: Shall the City of Livingston, by and for its Community Facilities District No. 2017-1 (Public Services) (the "CFD") be authorized to levy special taxes within the territory annexed to the CFD pursuant to and as described in the Resolution of Intention of the City of Livingston adopted by its Council on December 5, 2023?

IN WITNESS WHEREOF, I HAVE HEREUNTO SET MY HAND THIS 16TH DAY OF JANUARY 2024.

CITY OF LIVINGSTON

By: _____
City Clerk

STAFF REPORT

AGENDA ITEM: An Interim Urgency Ordinance of the City Council of the City of Livingston Establishing a Forty-Five (45) Day Moratorium on the Issuance of Any New Permit for Any New Developments, Projects, Additional, and/or Construction Requiring the Use of City Supplied Potable Water

MEETING DATE: January 16, 2024

PREPARED BY: Christopher Lopez, Interim City Manager

REVIEWED BY: Roy Santos, City Attorney

RECOMMENDATION:

It is recommended that the City Council adopt the urgency ordinance reestablishing a forty-five (45) day moratorium on the issuance of any new permit for any new developments, projects, additional, and/or construction requiring the use of city supplied potable water.

BACKGROUND:

The City of Livingston provides potable water service to a population of approximately 15,448 residents including commercial, industrial, and public facilities within its service area boundary. The City of Livingston serves as the governing agency and sole purveyor of water within the City limits and provides water services to 2,770 metered connections based on the 2020 Urban Water Management Plan.

Currently, the City utilizes eight active wells including Well Nos. 8, 9, 11, 12, 13, 14, 16, 17 which extract groundwater from the Merced Subbasin, while Well No. 15 serves as a standby well source. The City's wells have individual capacities ranging from 800 gallons per minute (gpm) to 2,000 gpm. Collectively, the wells have a combined capacity of 10,900 gpm with water being distributed by a network of lines ranging in size from two to 16-inches in diameter. Additionally, the water system includes a 1.0MG welded steel storage tank used for water storage.

The groundwater underlying the City is part of the larger San Joaquin Valley Groundwater Basin within the San Joaquin River Hydrologic Region. By way of background, the San Joaquin Valley Groundwater Basin is divided into nine subbasins, with the City extracting from the Merced subbasin, which is classified as a critical overdraft subbasin.

Following the passage of the Sustainable Groundwater Management Act (SGMA) by California Governor Edmund G. Brown Jr. in 2014, the County of Merced and water districts and cities within the Merced Subbasin formed three Groundwater Sustainability Agencies (GSA) in accordance with SGMA of which the City of Livingston is part of the Merced Irrigation-Urban Groundwater Sustainability Agency (MIUGSA). The member agencies of this GSA include the Merced Irrigation District, City of Merced, City of Atwater, City of Livingston, Le Grand Community Services District, Planada Community Services District, and Winton Water Sanitary District. The City and the MIUGSA are working collaboratively to achieve sustainable groundwater conditions by 2040 in accordance with SGMA.

As defined by SGMA, “a basin is subject to critical overdraft when continuation of present water management practices would probably result in significant adverse overdraft related environmental, social, or economic impacts.” The Merced Subbasin is currently considered to be in a state of critical overdraft per the DWR Bulletin 118 Interim 2016 Update.

Over the last year, and due to many years of lack of planning and preparation for replacement of infrastructure, the City has experienced an increase in the number of failures in water infrastructure. While the City Council adopted its first CIP in many years during the FY 23/24 Budget process, the lack of planning has resulted in delayed replacement of the City’s infrastructure. This has resulted in offline wells, reduction in system pressure, and challenges with meeting daily demand for water use. This has also resulted in staff being reactionary and responding to emergencies, versus planning for system upgrades and improvements.

Staff has identified numerous challenges and during peak daily demand situations, the system is strained and struggles to meet water demand. In the instance of mechanical failures, the system struggles even more to keep up with demand. Water operations staff are well aware of these challenges.

TECHNICAL MEMORANDUM

In October 2023, the City Manager’s authorized the preparation of a Technical Memorandum to provide an assessment of the capacity of the City of Livingston’s municipal water supply with a purpose to determine if the City’s water supply wells have adequate capacity to meet the City’s maximum day demand (MDD) and peak hour demand (PHD) under current and future water supply conditions.

Based on the report, and for reliability purposes, it is desirable to maintain a firm source capacity higher than the MDD. System demand in excess of MDD required for PHD or for fire flows can come from storage. The firm source capacity of the water system is virtually the same as the MDD (7,200-gpm≈7,222-gpm). The system’s capacity is not adequate to meet PHD (9,200-gpm<10,883-gpm).

Additionally, based on the calculations provided in the Technical Memorandum, the City’s water system would not have adequate capacity to meet the increased MDD from new developments and would not have adequate capacity to meet the projected PHD based on the firm capacity.

FUTURE SUPPLY CONDITIONS

The City is planning to construct two new wells, one of which (Well 19) will have well head TCP treatment, and two new centralized treatment facilities to remove TCP from the groundwater. The Centralized Facilities will also include water storage tanks and Booster Pumps. The following is a brief description of each facility:

1. Arakelian Park Centralized Treatment Facility
 - a. This facility will receive water from Well Nos. 12, 13 and 17 and treat it using GAC adsorption for the removal of TCP. Treated water will be discharged into a 1-million-gallon (MG) storage tank.
 - b. A 6,000-gpm booster pump station will repressurize the treated water into the distribution system.
2. Well 8 Centralized Treatment Facility
 - a. This facility will receive water from the new Well No. 8A (Well 8 replacement) and from future Well No. 18. The production of these wells is still unknown. For the purposes of this report, it is assumed that Well No. 18 will produce 1,500-gpm. Treated water will be

discharged into a 1.5 MG storage tank. A 4,500-gpm booster pump station will repressurize the treated water into the distribution system.

3. Well 19 with Treatment Facility
 - a. This facility will consist of the new Well 19 with well head treatment for the removal of TCP. A booster pump station will repressurize the treated water into the distribution system.

The City's total production capacity would be 11,300-gpm and the firm production capacity would be 9,300-gpm or 13.39 MGD. Therefore, the City would have adequate capacity to supply MDD to the new developments. With the new improvements, the City's PHD capacity would increase to 16,300-gpm which would also be adequate to supply the new developments.

Once the new TCP improvements are completed and based on the projected firm capacity of 9,300-gpm and 7,455-gpm MDD, the City would have approximately 25 percent remaining capacity for any future new developments beyond the presently entitled multifamily and commercial projects. The City would need to add more new wells and/or treated surface water to accommodate growth beyond that.

At this point, without the construction of this new infrastructure, the City is not in a position to provide potable water for additional developments.

DISCUSSION

Based on the Technical Memorandum, and the failures that continue to plague the system, staff is recommending the adoption of the Moratorium as presented and prepared by the City Attorney's Office.

If the Council chooses to continue with the status quo, and additional failures continue to occur, the City will face dire consequences since there will be an inability to provide adequate water to the community.

ATTACHMENTS

1. Ordinance
2. Technical Report

ORDINANCE NO. ____

AN INTERIM URGENCY ORDINANCE OF THE CITY COUNCIL OF THE CITY OF LIVINGSTON ESTABLISHING A FORTY-FIVE (45) DAY MORATORIUM ON THE ISSUANCE OF ANY NEW PERMIT FOR ANY NEW DEVELOPMENTS, PROJECTS, ADDITIONAL, AND/OR CONSTRUCTION REQUIRING THE USE OF CITY SUPPLIED POTABLE WATER

WHEREAS, the City of Livingston (“the City”) has the police power, pursuant to Article XI, Section 7 of the California Constitution, to make and enforce ordinances to regulate the use of land within its jurisdictional boundaries, to the extent not in conflict with the general law of the State of California (“State”); and

WHEREAS, Government Code Section 65858 expressly authorizes the City Council, to protect public health, safety and welfare, to adopt an interim urgency ordinance prohibiting a use that is in conflict with a contemplated general plan, specific plan, or zoning proposal that the legislative body, planning commission or the planning department is considering or studying or intends to study within a reasonable time, provided that the urgency measure shall require a four-fifths (4/5) vote of the legislative body for adoption, and shall be of no further force and effect forty-five (45) days from its date of adoption; and

WHEREAS, Government Code Sections 36934 and 36937 expressly authorize the City Council to enact urgency ordinances, which take effect immediately upon introduction, for the immediate preservation of the public peace, health or safety, containing a declaration of the facts constituting the urgency, and which must be passed by a four-fifths vote of the City Council; and

WHEREAS, numerous state and federal laws impose health, safety and building-related standards applicable to quality, quantity and use of potable water; and

WHEREAS, the City currently has insufficient water capacity to ensure that any new developments, projects, additions, and/or construction which will rely on City supplied potable water, are safe and compliant with Applicable Laws, as is necessary to properly protect the public health and safety of the residents and businesses within the City.

NOW THEREFORE, the City Council of the City of Livingston does hereby ordain as follows:

SECTION 1. FINDINGS.

The City Council hereby finds, determines, and declares as follows:

- A. The foregoing recitals are true and correct and are incorporated herein by reference.
- B. The City is located in an agricultural area of Merced County, and agriculture is a major component of the local economy.

C. The City desires to ensure adequate and safe potable water supplies for all persons and businesses within the City.

D. The City is currently experiencing a shortage in its ability to supply potable water to any new developments, projects, additions, and/or construction which will rely on City supplied potable water.

E. In order to protect against threats to public health, safety and welfare, the City Council has determined that it is necessary to seek and consider proposals and other possible actions to increase the City's ability to supply potable water to its residents, businesses and any potential new developments, projects, additions, and/or construction which will rely on City supplied potable water.

F. The City Council has already commissioned a study which has determined the City does not have sufficient infrastructure to supply potable water to any new developments, projects, additions, and/or construction which will rely on City supplied potable water.

G. Based on the foregoing, adoption of an interim urgency ordinance imposing a moratorium on the approval and issuance of City permits and other entitlements authorizing the establishment of any new developments, projects, additions, and/or construction which will rely on City supplied potable water, and take necessary steps towards determining possible action which will increase the City's ability to supply potable water to new developments, projects, additions, and/or construction which will rely on City supplied potable water, which is necessary to prevent a current and immediate threats to the public health, safety and welfare.

SECTION 2. MORATORIUM.

During the effective period of this Ordinance, no permit shall be approved or issued by the City for the establishment of any development, project, addition, or construction which will rely on City supplied potable water, and as more particularly described within Exhibit "A", attached hereto and incorporated herein by reference.

For purposes of this moratorium, "Permit" means any City planning or land use approval, conditional use permit, development permit, variance, business license, building permit, subdivision approval, or any other entitlement authorizing the establishment of any new developments, projects, additions, and/or construction which will rely on City supplied potable water, whether approval or issuance of such permit is discretionary or ministerial. The annual renewal of an existing permit or business license as necessary for the routine maintenance of existing buildings or sites shall not be considered issuance of a permit for purposes of this moratorium.

SECTION 3. REVIEW AND STUDY.

During the effective period of this Ordinance, the Interim City Manager, or his designee(s), is hereby directed to continue to review, consider, and study any propose options, as warranted and necessary, for the City to update its water infrastructure to increase the City's ability to provide

potable water to any new developments, projects, additions, and/or construction which will rely on City supplied potable water. The purpose of this moratorium shall be to enable the City to adequately and appropriately consider the standards, regulations and conditions necessary to establish and impose in connection with the permitting of any new developments, projects, additions, and/or construction which will rely on City supplied potable water, in order to protect the health, safety and welfare of the residents and businesses of the City, while ensuring consistency with applicable laws.

SECTION 4. EXCEPTIONS.

This moratorium shall not apply to: (1) proposed projects that do not propose require use of potable water from the City; (2) lawfully existing facilities which are not seeking to expand, convert, relocate or otherwise change their use; and (3) the opening or commencement of any new use for which all required conditional use permits and other discretionary approvals have been granted prior January 16, 2024. Further, this moratorium is intended to apply only to new developments, projects, additions, and/or construction which will rely on City supplied potable water and is not intended to have the effect of denying approvals needed for the development of projects which will not rely on City provided potable water.

SECTION 5. NEED.

This Ordinance is necessary for the preservation of the public health, safety, and general welfare against a current and immediate threat thereto, as it will allow the City time to study and consider options, proposals and other possible means to properly increase the City's ability to provide/supply potable water within the city limits, to ensure that no such developments, projects, additions, and/or construction which will rely on City supplied potable water are permitted or thereafter maintained in the City in a condition that is unsafe, undersupplied, or that otherwise does not comply with applicable laws, and to restore the City's ability to properly manage and safeguard the supply of potable water available to meet the needs of its residents and businesses, all while ensuring compliance with governing ordinances, statutes and/or regulations.

SECTION 6. AUTHORITY AND EFFECT.

This Ordinance is an interim ordinance enacted pursuant to the authority conferred upon the City Council by Government Code Section 65858 and shall be in full force and effect immediately upon its adoption by a four-fifths (4/5) vote of the entire City Council.

SECTION 7. URGENCY MEASURE.

Based on the findings set forth in Section 1 above, the City Council declares that this Ordinance is necessary as an urgency measure to preserve and address current and immediate threats to the public health, safety, and welfare. To enact this Ordinance after giving notice, holding a public hearing, and two readings thereof, and thereafter wait thirty (30) days for said ordinance to become effective, would be detrimental to the public health, safety, and welfare, in that during the interim period new developments, projects, additions, and/or construction which will rely on City supplied potable water may be permitted without the ability for the City to supply

potable water. It is therefore necessary that this Ordinance go into effect immediately upon adoption. This Ordinance, therefore, is adopted pursuant to the provisions of Sections 36934(b) and 65858 of the California Government Code, shall be adopted by a four-fifths vote of the City Council, shall take effect immediately upon its adoption pursuant to Section 36934(b) of the California Government Code, and shall remain in effect for a period of forty-five (45) days, subject to extensions as provided by law.

SECTION 8. CEQA COMPLIANCE

This Ordinance is exempt from the California Environmental Quality Act (“CEQA”) because it is not a project within the meaning of CEQA Guidelines Sections 15060(c)(3) and 15378 because it has no potential for resulting in physical change to the environment, either directly or indirectly. Further, even if this Ordinance is determined to be a project, it can be seen with certainty that there is no possibility that it will have a significant effect on the environment as it preserves existing conditions, and it is therefore exempt from CEQA review under CEQA Guidelines § 15061(b)(3). The City Manager or his designee is authorized and directed to file a CEQA Notice of Exemption.

SECTION 9. SEVERABILITY

The City Council hereby declares, if any provision, section, subsection, paragraph, sentence, phrase or word of this Ordinance is rendered or declared invalid or unconstitutional by any final action in a court of competent jurisdiction or by reason of any preemptive legislation, then the City Council would have independently adopted the remaining provisions, sections, subsections, paragraphs, sentences, phrases or words of this Ordinance and as such they shall remain in full force and effect.

SECTION 10. PUBLICATION

The Deputy City Clerk shall certify as to the passage and adoption of this Ordinance and shall cause the same to be published in a manner prescribed by law.

SECTION 11. EFFECTIVENESS OF ORDINANCE.

This Ordinance shall take effect immediately, pursuant to the authority conferred upon the City Council by Government Code sections 36937 and 65858. This Ordinance shall be of no further force and effect forty-five (45) days following the date of its adoption unless extended in accordance with the provisions set forth in Government Code Section 65858. Not later than ten (10) days prior to the expiration of this interim urgency ordinance, the City Council shall issue a written report as required by Government Code Section 65858(d).

I HEREBY CERTIFY that the foregoing Ordinance was passed, approved and adopted as an Interim Urgency Ordinance by the City Council after waiving reading, except by Title, at a regular meeting thereof held on the 16th day of January 2024, by the following roll call vote:

AYES:
NOES:
ABSTAIN:
ABSENT:

ATTEST

Monica Cisneros, Deputy City Clerk

CITY OF LIVINGSTON

By: _____
Jose Moran, Mayor

APPROVED AS TO FORM:

By: _____
Roy C. Santos, City Attorney
Aleshire & Wynder, LLP

I, _____, Deputy City Clerk of the City of Livingston, California, DO HEREBY CERTIFY that the foregoing is a true and accurate copy of the Ordinance passed and adopted by the City Council of the City of Livingston on the date and by the vote indicated herein.

EXHIBIT A

The terms for new Developments, Projects, Additions and/or Construction shall include, but are not limited to the following:

Exhibit A

The terms new Developments, Projects, Additions and/or Construction shall include, but are not limited to the following:

Residential

Single-Family Dwelling Unit
Duplex Dwelling Unit
Multi-Family Dwelling Unit
Manufacture (Mobile) Dwelling Unit
Accessory Dwelling Unit

Commercial

Agricultural
Automotive & Equipment Sales and Repair
Cannabis
Nurseries
Recreational Use
Restaurants – Dine-In and Drive-through
Professional / Business & Medical Offices
Retail and Services
Fueling & Service Stations
Storage Facilities
Car & Truck Wash Facilities

Industrial

Light & Heavy Manufacturing
Bottling and Packaging Facilities
Distribution and Shipping Facilities
Warehousing
Processing Facilities
Truck Terminals
Recycling Facilities
Salvage Facilities

Public Facilities

Government Facilities
Communication Facilities
Education & Institutional Facilities

TECHNICAL MEMORANDUM

TO: Christopher Lopez, Interim City Manager

FROM: Mario Gouveia, PE, City Engineer

SUBJECT: City of Livingston – Water System Capacity Assessment

DATE: November 17, 2023

This Technical Memorandum (TM) provides an assessment of the capacity of the City of Livingston’s (City) municipal water supply. The purpose of this TM is to determine if the City’s water supply wells have adequate capacity to meet the City’s maximum day demand (MDD) and peak hour demand (PHD) under current and future supply conditions.

WATER SUPPLY SOURCES

The City’s sole source of water supply is the underlying groundwater. The City currently extracts groundwater from nine active wells, Wells Nos. 8, 9, 11B, 12, 13, 14, 15, 16 and 17. The production capacity of the wells has decreased over time as a consequence of declining groundwater levels, and aging of the wells. Well 15 is a standby well. As a “standby source”, it is only used for emergency purposes pursuant to §64414 of the California Water Code (CWC) and will not be included in this capacity assessment. The following table displays the nominal capacity, in gallons per minute (gpm), of each well obtained from regulatory inspection reports included in the City of Livingston Water Supply Permit dated August 2023 and the maximum current production obtained from each well.

Well No.	Flowrate (gpm)
8	1,000
9	1,100
11B	600
12	1,100
13	1,100
14	1,100
16	1,200
17	2,000
Total	9,200

The City also has a 1.0 MG welded steel storage tank for water storage. Three 50-hp, 1,000 gpm centrifugal booster pumps draw water from the tank and discharge it into the distribution system. Two booster pumps operate at any given time for a maximum pump station supply of 2,000-gpm. The booster pumps operate to meet PHD.

For planning purposes, firm source capacity is equal to total capacity, minus the capacity of the largest well (Well No. 17). The City’s firm source capacity based on actual production is 7,200-gpm (9,200-gpm - 2,000-gpm). The City’s firm capacity is available to meet MDD. The City’s capacity to meet PHD is 9,200-gpm (7,200-gpm + 2,000-gpm).

WATER DEMAND

The City uses the eight active wells and the booster pump station at the storage tank to meet the system MDD and PHD. According to §64554(b) of the CWC, maximum daily demand (MDD) and peak hour demand (PHD) are calculated for highest water usage during the last ten years.

According to §64551(b(1)) of the CWC, if daily water usage data are available, identify the day with the highest usage during the past ten years to obtain MDD; determine the average hourly flow during MDD and multiply by a peaking factor of at least 1.5 to obtain PHD.

According to §64554(b(2)) of the CWC, if no daily water usage data are available and monthly water usage data are available:

- (A) Identify the month with the highest water usage (maximum month) during at least the most recent ten years of operation or, if the system has been operating for less than ten years, during its period of operation;
- (B) To calculate average daily usage during maximum month, divide the total water usage during the maximum month by the number of days in that month; and
- (C) To calculate the PHD, determine the average hourly flow during MDD and multiply by a peaking factor that is a minimum of 1.5.

In the case of Livingston, data are available for both daily water usage and monthly water usage. Therefore, calculations for this assessment will be based on daily water usage data for the last 10 years. Appendix 1 of this TM includes daily and monthly water production data from 2013 to 2022.

The following table shows the total annual production, the average daily demand, the maximum month demand, the maximum daily demand, and peak hour demand over the past ten years.

Year	Max Month	Total Annual Production (MG)	Average Daily Demand, ADD (gpd)	Max Month Demand, MMD (gal)	Maximum Daily Demand MDD			Peak Hour Demand, PHD (gpm)
					Date	(MG)	(gpm)	
2022	June	2,049	5,613,686	212,753,367	Sept. 7	7.93	5,507	8,260
2021	May	2,175	5,957,836	257,227,667	Jan. 21	8.58	5,958	8,938
2020	July	2,779	7,615,057	289,093,016	July 16	9.30	6,458	9,687
2019	July	2,395	6,561,627	256,024,390	June 12	7.99	5,549	8,323
2018	July	2,224	6,093,102	267,180,750	Aug. 14	9.45	6,563	9,844
2017	August	2,037	5,582,170	215,617,627	Sept. 1	7.43	5,160	7,740
2016	July	2,191	6,003,535	235,689,000	Aug. 13	9.44	6,556	9,833
2015	July	2,190	5,998,647	235,036,000	Aug. 8	9.60	6,667	10,000
2014	August	2,386	6,537,378	254,049,000	Aug. 22	10.40	7,222	10,833
2013	August	2,481	6,796,932	255,253,000	June 13	10.16	7,056	10,583

The City’s total annual production significantly decreased from 2013 to 2017 as the result of water conservation practices implemented by the City because of severe drought conditions in the State. Production increased between 2017 and 2020 and decreased significantly in 2021 and 2022. However, compliance with the CWC is based on the last ten years of consumption. Based on the information presented in the previous table, the maximum month usage occurred during July 2020 when 289 MG of water were used. In accordance with §64554(b(1)) of the CWC, the MDD occurred during August 2014 when 10,400,000 gallons were used in one day. That is a MDD of 7,222-gpm. Therefore, the calculated PHD is 10,833-gpm. The total residential water consumption based on available metered data from 2019 to 2022 is 25.32 percent of the total production (Appendix 2).

For reliability purposes, it is desirable to maintain a firm source capacity higher than the MDD. System demand in excess of MDD required for PHD or for fire flows can come from storage. The firm source capacity of the water system is virtually the same as the MDD (7,200-gpm≈7,222-gpm). The system’s capacity is not adequate to meet PHD (9,200-gpm<10,883-gpm).

According to §64554(a(1)) of the CWC, systems with 1,000 or more service connections shall be able to meet four hours of peak hourly demand (PHD) with source capacity, storage capacity, and/or emergency source connections. The City’s 1 MG storage tank has adequate capacity to supply in excess of 4 hours of PHD (1,000,000 gal/2,000-gpm=500 min or 8.3 hrs).

The City approved the following new projects (not yet constructed) that will have a significant impact on water demand:

- Tierrasanta Villas – 80 Residential Units
- The Villages at Main – 480 Residential Units
- ARCO AM/PM – Service Station
- SGM Moonglo – Truck Stop

The City’s 2022 Population Estimate according to the Census Bureau is 14,760 (Appendix 3). Using the highest residential water consumption for the 10 year study period (2020 for Average Daily Demand and 2014 for Maximum Daily Demand), and based on 25.32% of the total water consumption, the following table contains the average day demand, maximum day demand and peak hour demand on a per capita basis:

	Value
Average Day Demand	131 gpcpd
Maximum Day Demand	179 gpcpd
Peak Hour Demand	0.19 gpcpm

Assuming an occupancy of 3 people per multifamily dwelling unit, the total additional population in the approved multifamily developments would be approximately 1,680 people. In terms of water demand from the two commercial developments, average day demand for ARCO was provided by the applicant at 1,330 gallons per day. Average day demand for Moonglo was estimated at 22,000 gallons per day based on consumption from similar facilities. The following table shows the estimated maximum water demands from these residential and commercial developments at full occupancy:

	Current Development	Multi-Family Development	Commercial Development	Total
Average Day Demand	7,615,057 gpd	220,080 gpd	23,330 gpd	7,858,467 gpd
Maximum Day Demand	10,400,000 gpd	300,720 gpd	34,995 gpd	10,735,715 gpd
Peak Hour Demand	10,833 gpm	319.2 gpm	37 gpm	11,189 gpm

The projected MDD and PHD would be 7,455-gpm and 11,189-gpm respectively. Based on these calculations, the City’s water system would not have adequate capacity to meet the increased MDD from the new developments and would not have adequate capacity to meet the projected PHD based on the firm capacity. However, the current total capacity would be enough to meet MDD if projects were constructed today.

The City is currently working on a Corrective Action Plan (CAP) to address TCP Compliance. As part of the CAP, the City is proposing two additional wells and two centralized treatment facilities with storage tanks and booster pumps. Those improvements will significantly increase the City’s MDD and PHD capacity. The following section describes the future supply conditions.

FUTURE SUPPLY CONDITIONS

The City is planning to construct two new wells, one of which (Well 19) will have well head TCP treatment, and two new centralized treatment facilities to remove TCP from the groundwater. The Centralized Facilities will also include water storage tanks and Booster Pumps. The following is a brief description of each facility:

1. Arakelian Park Centralized Treatment Facility

This facility will receive water from Well Nos. 12, 13 and 17 and treat it using GAC adsorption for the removal of TCP. Treated water will be discharged into a 1-million-gallon (MG) storage tank. A 6,000-gpm booster pump station will repressurize the treated water into the distribution system.

2. Well 8 Centralized Treatment Facility

This facility will receive water from the new Well No. 8A (Well 8 replacement) and from future Well No. 18. The production of these wells is still unknown. For purposes of this report, it is assumed that Well No. 18 will produce 1,500-gpm. Treated water will be discharged into a 1.5 MG storage tank. A 4,500-gpm booster pump station will repressurize the treated water into the distribution system.

3. Well 19 with Treatment Facility

This facility will consist of the new Well 19 with well head treatment for the removal of TCP. A booster pump station will repressurize the treated water into the distribution system.

Once these Centralized Treatment Facilities are in service, and the new Well Nos. 18 and 19 are in service, the City will place Well Nos. 9 and 11B on standby. Well 15 will remain on standby. The following table summarizes the City’s future production capacity once the Centralized Treatment Facilities are constructed:

Well No. (or Site Name)	Flowrate (gpm)
8A	1,800
12	1,100
13	1,100
14	1,100
16	1,200
17	2,000
18	1,500
19	1,500
Existing Storage Tank Booster Pumps	2,000
Arakelian Park Booster Pumps	6,000
Well 8 Booster Pumps	4,500
Total Production Capacity	11,300 ⁽¹⁾
Total Firm Production Capacity	9,300 ⁽²⁾
Total PHD Capacity	16,300 ⁽³⁾
⁽¹⁾ : Sum of production capacity of Well Nos. 8A, 12,13,14,16,17,18, and 19 ⁽²⁾ : Sum of production capacity of Well Nos. 8A, 12,13,14,16, 18, and 19 ⁽³⁾ : Sum of production capacity of well Nos. 14, 16, and 19, Existing Tank Booster Pumps, Arakelian Park Booster Pumps, and Well 8 Booster Pumps.	

The City’s total production capacity would be 11,300-gpm and the firm production capacity would be 9,300-gpm or 13.39 MGD. Therefore, the City would have adequate capacity to supply MDD to the new developments. With the new improvements, the City’s PHD capacity would increase to 16,300-gpm which would also be adequate to supply the new developments.

Once the new TCP improvements are completed, and based on the projected firm capacity of 9,300-gpm and 7,455-gpm MDD, the City would have approximately 25 percent remaining capacity for any future new developments beyond the presently entitled multifamily and commercial projects. The City would need to add more new wells and/or treated surface water to accommodate growth beyond that.

PROJECT SCHEDULE

The City TCP compliance project is currently under review by the State Water Resources Control Board. A funding agreement is expected in the first quarter of 2024 and completion of the projects is expected to be in the fourth quarter of 2026.

APPENDIX 1

Daily and Monthly Water Production 2013 to 2022

CITY OF LIVINGSTON PRODUCTION REPORTS 2022

2022										
WELL #	WELL # 8	WELL #9	WELL #11	WELL #12	WELL #13	WELL #14	WELL #15	WELL #16	WELL #17	TOTALS
JANUARY	9,431,000	17,841,000	17,529,000	0	33,010,785	17,021,000	0	16,015,090	44,945,199	155,793,074
FEBRUARY	18,370,000	26,089,000	0	0	31,651,000	5,968,000	0	3,070,000	42,838,406	127,986,406
MARCH	20,194,399	29,659,000	16,499,000	0	32,983,000	5,744,000	0	3,630,000	50,698,842	159,408,241
APRIL	0	33,241,000	16,222,000	23,573,000	30,299,000	3,030,000	0	3,822,000	53,410,653	163,597,653
MAY	32,764,000	24,475,000	12,707,000	34,832,000	24,860,000	9,649,000	0	3,890,000	56,176,367	199,353,367
JUNE	34,340,000	27,440,065	12,814,000	52,122,000	19,987,735	7,932,442	0	3,520,000	54,597,287	212,753,529
JULY	33,487,000	24,685,071	6,583,000	48,162,000	22,174,400	12,452,000	0	3,440,000	52,744,233	203,727,704
AUGUST	34,217,000	29,406,000	0	50,592,898	22,327,000	16,738,000	0	3,610,000	51,358,902	208,249,800
SEPTEMBER	23,010,000	18,639,000	0	48,957,000	20,284,000	13,294,000	0	3,430,000	42,486,181	170,100,181
OCTOBER	21,487,000	26,485,000	8,175,000	53,645,000	18,718,000	6,090,000	0	3,410,000	44,109,141	182,119,141
NOVEMBER	15,798,935	12,870,000	15,863,000	49,134,000	17,640,000	772,000	0	2,945,000	22,490,631	137,513,566
DECEMBER	10,900,000	21,206,000	17,755,465	33,175,676	21,981,000	1,304,000	0	2,930,000	19,140,552	128,392,693
TOTALS(in gal)	253,999,334	292,036,136	124,147,465	394,193,574	295,915,920	99,994,442	0	53,712,090	534,996,394	2,048,995,355
										4,097,990,710
										0

CITY OF LIVINGSTON PRODUCTION REPORTS 2022

Jan-22	8	9	11	12	13	14	15	16	17	TOTALS
1	6,000	2,000	0	0	0	998,000	0	0	1,019,821	2,025,821
2	397,000	728,000	574,000	0	1,118,000	1,228,000	0	90	184,951	4,230,041
3	831,000	847,000	637,000	0	1,227,000	977,000	0	0	1,907,839	6,426,839
4	949,000	727,000	674,000	0	1,225,000	1,064,000	0	0	1,910,725	6,549,725
5	908,000	742,000	712,000	0	1,268,000	881,000	0	49,000	1,848,116	6,408,116
6	939,000	1,011,000	701,000	0	1,146,000	276,000	0	90,000	1,862,825	6,025,825
7	905,000	385,000	621,000	0	1,365,000	286,000	0	1,140,000	1,766,164	6,468,164
8	0	11,000	161,000	0	974,000	107,000	0	0	662,815	1,915,815
9	229,000	290,000	472,000	0	1,206,000	493,000	0	46,000	1,437,800	4,173,800
10	1,022,000	1,095,000	707,000	0	1,118,000		0	170,000	1,430,611	5,542,611
11	992,000	1,124,000	706,000	0	1,193,000	1,081,000	0	250,000	1,467,059	6,813,059
12	972,000	1,127,000	721,000	0	1,233,000	1,048,000	0	570,000	1,431,459	7,102,459
13	783,000	873,000	660,000	0	1,179,000	1,063,000	0	660,000	1,416,232	6,634,232
14	678,000	269,000	526,000	0	1,177,000	706,000	0	740,000	1,177,813	5,273,813
15	20,000	1,000	5,000	0	797,000	221,000	0	280,000	882,105	2,206,105
16	33,000	1,000	370,000	0	1,178,000	289,000	0	540,000	1,516,095	3,927,095
17	1,207,000	0	811,000	0	1,212,000	1,162,000	0	1,180,000	1,721,187	7,293,187
18	858,000	874,000	595,000	0	1,201,000	828,000	0	980,000	1,536,651	6,872,651
19	804,000	1,143,000	676,000	0	1,186,000	714,000	0	1,060,000	1,716,229	7,299,229
20	880,000	1,240,000	650,000	0	1,193,000	620,000	0	630,000	1,535,701	6,748,701
21	670,000	1,054,000	402,000	0	1,188,000	472,000	0	1,158,000	1,381,789	6,325,789
22	465,000	290,000	409,000	0	1,181,000	422,000	0	1,012,000	1,490,241	5,269,241
23	297,000	446,000	325,000	0	1,159,000	400,000	0	440,000	1,726,419	4,793,419
24	785,000	837,000	847,000	0	1,189,000		0	300,000	1,794,281	5,752,281
25	875,000	492,000	535,000	0	1,160,000		0	1,240,000	1,860,939	6,162,939
26	808,000	863,000	691,000	0	1,192,000	151,000	0	1,310,000	1,876,141	6,891,141
27	43,000	415,000	766,000	0	1,035,000	783,000	0	1,260,000	2,065,541	6,367,541
28	814,000	0	21,000	0	30,000	351,000	0	480,000	1,429,789	3,125,789
29	0	0	1,195,000	0	580,000	0	0	170,000	501,748	2,446,748
30	10,000	129,000	650,000	0	1,102,000	288,000	0	130,000	784,442	3,093,442
31	862,000	825,000	709,000	0	998,785	112,000	0	130,000	1,601,671	5,238,456
TOTALS	9,431,000	17,841,000	17,529,000	0	33,010,785	17,021,000	0	16,015,090	44,945,199	155,793,074

CITY OF LIVINGSTON PRODUCTION REPORTS 2022

CITY OF LIVINGSTON PRODUCTION REPORTS 2022 (INCORRECT - USED CONSUMPTION DATA TOTAL)

Feb-22	8	9	11	12	13	14	15	16	17	TOTALS
1	774,000	1,217,000	Offline	Offline for repairs	1,196,000	136,000	0	120,000	1,599,491	5,042,491
2	821,000	1,268,000	0	0	1,167,000	539,000	0	70,000	1,631,321	5,496,321
3	817,000	1,437,000	0	0	1,188,000	233,000	0	130,000	1,641,588	5,446,588
4	782,000	1,055,000	0	0	1,151,000	102,000	0	120,000	1,759,798	4,969,798
5	728,000	603,000	0	0	1,153,000	123,000	0	0	1,558,197	4,165,197
6	414,000	698,000	0	0	1,167,000	388,000	0	0	1,597,835	4,264,835
7	848,000	1,203,000	0	0	1,195,000	310,000	0	120,000	1,678,119	5,354,119
8	701,000	1,191,000	0	0	1,164,000	190,000	0	120,000	1,660,652	5,026,652
9	948,000	1,366,000	0	0	1,221,000	244,000	0	140,000	1,892,579	5,811,579
10	726,000	1,412,000	0	0	1,069,000	459,000	0	120,000	1,962,421	5,748,421
11	562,000	560,000	0	0	1,010,000	182,000	0	130,000	1,223,980	3,667,980
12	40,000	30,000	0	0	1,105,000	145,000	0	140,000	4,594	1,464,594
13	379,000	609,000	0	0	1,161,000	201,000	0	110,000	809,425	3,269,425
14	793,000	1,345,000	0	0	1,176,000	276,000	0	130,000	1,931,150	5,651,150
15	774,000	1,159,000	0	0	1,164,000	159,000	0	130,000	1,819,919	5,205,919
16	829,000	1,459,000	0	0	1,152,000	261,000	0	140,000	1,963,932	5,804,932
17	943,000	1,138,000	0	0	1,160,000	205,000	0	120,000	1,890,809	5,456,809
18	652,000	622,000	0	0	1,130,000	67,000	0	120,000	1,436,422	4,027,422
19	5,000	253,000	0	0	1,145,000	7,000	0	70,000	686,889	2,166,889
20	3,000	95,000	0	0	855,000	0	0	140,000	157,260	1,250,260
21	296,000	738,000	0	0	1,146,000	288,000	0	80,000	1,566,359	4,114,359
22	951,000	921,000	0	0	1,167,000	263,000	0	120,000	1,819,281	5,241,281
23	1,049,000	1,365,000	0	0	1,162,000	116,000	0	130,000	2,256,789	6,078,789
24	1,076,000	1,476,000	0	0	1,146,000	294,000	0	150,000	1,931,941	6,073,941
25	772,000	686,000	0	0	1,027,000	18,000	0	100,000	1,731,526	4,334,526
26	0	0	0	0	1,049,000	66,000	0	140,000	935,000	2,190,000
27	415,000	789,000	0	0	1,031,000		0	140,000	1,531,633	3,906,633
28	1,272,000	1,394,000	0	0	1,194,000	696,000	0	40,000	2,159,496	6,755,496
29										0
Totals	18,370,000	26,089,000	0	0	31,651,000	5,968,000	0	3,070,000	42,838,406	127,986,406

CITY OF LIVINGSTON PRODUCTION REPORTS 2022

Mar-22	8	9	11	12	13	14	15	16	17	TOTALS
1	939,000	1,362,000	597,000	Not Online	1,129,000	541,000	Not Online	132,000	2,112,657	6,812,657
2	1,057,000	1,308,000	580,000		1,083,000	411,000		128,000	2,086,263	6,653,263
3	1,030,000	1,392,000	607,000		1,144,000	359,000		128,000	2,114,324	6,774,324
4	960,000	1,271,000	572,000		1,121,000	291,000		122,000	1,351,266	5,688,266
5	171,000	715,000	530,000		1,116,000	51,000		130,000	1,477,202	4,190,202
6	466,000	640,000	577,000		1,090,000	556,000		60,000	1,801,197	5,190,197
7	997,000	1,364,000	618,000		1,169,000	427,000		140,000	2,038,911	6,753,911
8	352,333	1,173,000	603,000		1,095,000	454,000		120,000	2,117,919	5,915,252
9	352,333	541,000	612,000		1,101,000	373,000		130,000	2,104,030	5,213,363
10	352,333	1,532,000	659,000		1,145,000	345,000		140,000	2,118,116	6,291,449
11	721,000	651,000	480,000		997,000	68,000		110,000	1,721,869	4,748,869
12	229,000	111,000	591,000		1,242,000	14,000		140,000	989,837	3,316,837
13	500,000	816,000	462,000		1,015,000	22,000		130,000	640,684	3,585,684
14	999,000	1,388,000	474,000		1,096,000	28,000		110,000	1,892,404	5,987,404
15	750,000	1,278,000	504,000		1,054,000	22,000		130,000	1,559,361	5,297,361
16	894,000	1,436,000	608,000		1,104,000	23,000		140,000	1,737,559	5,942,559
17	1,040,000				1,088,000	319,000		120,000	2,047,311	4,614,311
18	755,000	98,000	537,000		1,026,000	233,000		120,000	1,774,469	4,543,469
19	78,000	327,000	451,000		1,080,000	29,000		50,000	301,169	2,316,169
20	476,000	664,000	583,000		1,123,000	190,000		60,000	2,541,619	5,637,619
21	1,202,000	1,458,000	652,000		1,142,000	317,000		130,000	2,131,701	7,032,701
22	1,099,000	1,317,000	610,000		1,190,000	111,000		130,000	2,012,729	6,469,729
23	119,200	1,329,000	617,000		1,028,000	190,000		120,000	1,820,251	5,223,451
24	114,200	1,343,000	599,000		1,096,000	169,000		140,000	2,000,084	5,461,284
25	1,076,000	1,321,000	593,000		1,094,000	42,000		120,000	2,108,214	6,354,214
26	750,000	1,036,000	520,000		1,007,000	26,000		120,000	1,450,332	4,909,332
27	613,000	924,000	560,000		1,150,000	26,000		140,000	896,415	4,309,415
28	647,000	752,000	545,000		1,144,000	35,000		130,000	1,531,569	4,784,569
29	471,000	683,000	527,000		1,010,000	29,000		130,000	242,801	3,092,801
30	984,000	1,429,000	631,000		1,104,000	43,000		130,000	1,976,579	6,297,579
31										0
TOTALS	20,194,399	29,659,000	16,499,000	0	32,983,000	5,744,000	0	3,630,000	50,698,842	159,408,241

CITY OF LIVINGSTON PRODUCTION REPORTS 2022

Apr-22	8	9	11	12	13	14	15	16	17	TOTALS
1		1,393,000	589,000	392,000	1,107,000	43,000	0	120,000	2,181,170	3,644,000
2		894,000	530,000	705,000	991,000	101,000	0	130,000	1,643,971	3,351,000
3		822,000	538,000	414,000	1,056,000	282,000	0	100,000	1,672,872	3,212,000
4		1,411,000	622,000	1,265,000	1,090,000	437,000	0	142,000	2,093,781	4,967,000
5		1,236,000	582,000	652,000	1,063,000	137,000	0	130,000	2,075,419	3,800,000
6		1,411,000	321,000	1,029,000	1,011,000	155,000	0	120,000	1,987,419	4,047,000
7		1,197,000	580,000	1,407,000	1,064,000	76,000	0	130,000	1,997,891	4,454,000
8		1,291,000	559,000	672,000	959,000	79,000	0	130,000	2,104,946	3,690,000
9		1,021,000	467,000	637,000	854,000	33,000	0	140,000	1,864,001	3,152,000
10		754,000	547,000	471,000	1,032,000	86,000	0	110,000	1,698,223	3,000,000
11		1,247,000	604,000	525,000	979,000	78,000	0	130,000	2,040,571	3,563,000
12		1,329,000	596,000	1,149,000	1,158,000	156,000	0	130,000	2,036,529	4,518,000
13		1,276,000	572,000	756,000	913,000	60,000	0	130,000	2,062,332	3,707,000
14		1,223,000	480,000	302,000	991,000	178,000	0	120,000	2,085,459	3,294,000
15		984,000	436,000	436,000	1,070,000	152,000	0	130,000	1,502,009	3,208,000
16		181,000	524,000	19,000	1,029,000	129,000	0	120,000	305,309	2,002,000
17		673,000	590,000	581,000	1,036,000	30,000	0	140,000	871,180	3,050,000
18		1,267,000	674,000	862,000	1,009,000	55,000	0	130,000	2,043,712	3,997,000
19		1,387,000	495,000	766,000	1,013,000	93,000	0	130,000	2,095,699	3,884,000
20		1,175,000	556,000	847,000	1,033,000	36,000	0	130,000	2,069,991	3,777,000
21		1,211,000	525,000	509,000	926,000	51,000	0	130,000	1,905,820	3,352,000
22		1,203,000	350,000	1,674,000	978,000	18,000	0	110,000	1,086,434	4,333,000
23		724,000	581,000	1,699,000	1,197,000	0	0	130,000	763,296	4,331,000
24		796,000	600,000	1,666,000	724,000	25,000	0	130,000	1,001,151	3,941,000
25		1,558,000	539,000	1,877,000	1,024,000	104,000	0	130,000	1,409,463	5,232,000
26		1,143,000	594,000	832,000	1,031,000	86,000	0	130,000	1,943,733	3,816,000
27		1,260,000	551,000	101,000	960,000	77,000	0	130,000	2,016,801	3,079,000
28		1,191,000	544,000	919,000	918,000	155,000	0	130,000	3,002,938	3,857,000
29		1,034,000	538,000	134,000	1,026,000	71,000	0	120,000	1,778,448	2,923,000
30		949,000	538,000	275,000	1,057,000	47,000	0	140,000	2,070,085	3,006,000
31										0
TOTALS	0	33,241,000	16,222,000	23,573,000	30,299,000	3,030,000	0	3,822,000	53,410,653	163,597,653

CITY OF LIVINGSTON PRODUCTION REPORTS 2022

May-22	8	9	11	12	13	14	15	16	17	TOTALS
1	923,000	723,000	339,000	540,000	962,000	51,000	0	120,000	1,790,343	3,658,000
2	1,477,000	1,288,000	594,000	1,105,000	860,000	173,000	0	130,000	2,003,370	5,627,000
3	1,518,000	1,077,000	532,000	1,209,000	1,097,000	266,000	0	130,000	1,811,250	5,829,000
4	1,336,000	1,575,000	532,000	1,559,000	951,000	234,000	0	130,000	1,972,779	6,317,000
5	1,409,000	950,000	614,000	1,521,000	1,050,000	99,000	0	120,000	2,232,620	5,763,000
6	1,067,000	1,105,000	568,000	433,000	842,000	55,000	0	120,000	1,780,073	4,190,000
7	20,000	189,000	558,000	0	947,000	6,000	0	140,000	1,778,915	1,860,000
8	639,000	757,000	375,000	434,000	907,000	246,000	0	140,000	1,836,221	3,498,000
9	1,268,000			1,752,000	1,022,000	490,000	0	130,000	2,081,841	4,662,000
10	1,435,000	1,031,000	464,000	1,488,000	919,000	110,000	0	130,000	1,817,128	5,577,000
11	1,272,000	1,146,000	540,000	1,507,000	843,000	373,000	0	130,000	2,034,704	5,811,000
12	1,409,000	1,113,000	516,000	1,427,000	984,000	227,000	0	120,000	2,022,251	5,796,000
13	756,000	1,099,000	440,000	703,000	898,000	74,000	0	120,000	1,827,317	4,090,000
14	24,000	534,000	429,000	435,000	893,000	28,000	0	130,000	1,493,681	2,473,000
15	799,000	910,000	521,000	1,090,000	953,000	128,000	0	130,000	1,897,849	4,531,000
16	1,253,000	1,085,000	494,000	1,668,000	915,000	218,000	0	130,000	1,915,822	5,763,000
17	1,516,000	1,656,000	564,000	1,525,000	1,003,000	21,000	0	130,000	2,049,289	6,415,000
18	1,308,000	1,263,000	579,000	1,921,000	954,000	0	0	130,000	1,950,078	6,155,000
19	1,356,000	1,066,000	516,000	1,556,000	896,000	648,000	0	120,000	1,921,111	6,158,000
20	802,000	923,000	415,000	1,088,000	807,000	502,000	0	110,000	1,755,588	4,647,000
21	722,000	1,016,000	0	0	207,000	582,000	0	130,000	311,252	2,657,000
22	1,292,000	1,097,000	277,000	1,253,000	433,000	686,000	0	130,000	1,169,150	5,168,000
23	1,457,000	1,267,000	673,000	1,796,000	1,141,000	690,000	0	130,000	1,457,950	7,154,000
24	1,173,000	880,000	456,000	1,414,000	696,000	619,000	0	110,000	1,832,661	5,348,000
25	1,481,000	1,055,000	552,000	1,698,000	907,000	627,000	0	120,000	1,946,219	6,440,000
26	1,526,000	1,168,000	641,000	2,009,000	1,080,000	590,000	0	130,000	2,043,381	7,144,000
27	1,049,000	961,000	166,000	859,000	1,644,000	511,000	0	120,000	2,028,473	5,310,000
28	51,000	884,000	40,000	35,000	7,000	380,000	0	110,000	1,699,334	1,507,000
29	68,000	440,000	0	4,000	0	456,000	0	120,000	1,789,022	1,088,000
30	732,000	440,000	312,000	1,199,000	32,000	559,000	0	130,000	1,939,903	4,611,903
31	1,626,000	440,000		1,604,000	10,000		0	120,000	1,986,792	4,160,792
TOTALS	32,764,000	24,475,000	12,707,000	34,832,000	24,860,000	9,649,000	0	3,890,000	56,176,367	199,353,367

CITY OF LIVINGSTON PRODUCTION REPORTS 2022

Jun-22	8	9	11	12	13	14	15	16	17	TOTALS
1	1,316,000	1,062,000	573,000	1,840,000	15,000	609,000	0	110,000	2,070,616	5,525,000
2	1,356,000	1,016,000	492,000	2,014,000	938,000	355,000	0	120,000	2,167,903	6,291,000
3	827,000	1,060,000	391,000	1,482,000	183,000	26,000	0	120,000	1,545,620	4,089,000
4	182,000	395,000	1,000	1,779,000	501,000	10,000	0	120,000	829,501	2,988,000
5	839,000	693,000	323,000	1,705,000	478,000	35,000	0	100,000	1,766,533	4,173,000
6	1,436,000	1,131,000	580,000	1,913,000	787,000	65,000	0	130,000	1,905,121	6,042,000
7	1,195,000	993,000	489,000	1,529,000	753,000	333,000	0	110,000	1,873,997	5,402,000
8	1,448,000	1,138,000	575,000	1,869,000	805,000	330,000	0	130,000	2,003,703	6,295,000
9	1,297,000	919,000	461,000	1,653,000	826,000	358,000	0	120,000	1,835,047	5,634,000
10	1,394,000	1,016,000	515,000	1,821,000	845,000	393,000	0	120,000	1,909,953	6,104,000
11	1,043,000	762,065	342,000	1,746,000	641,000	124,732	0	120,000	1,877,299	4,778,797
12	839,000	852,000	312,000	1,833,000	483,000	42,000	0	130,000	1,848,605	4,491,000
13	1,253,000	1,072,000	537,000	206,000	115,430	154,710	0	110,000	1,878,348	3,448,140
14	1,493,000	948,000	497,000	1,540,000	1,781,000	215,000	0	130,000	2,012,640	6,604,000
15	1,718,000	1,150,000	621,000	2,136,000	860,000	138,000	0	130,000	2,032,524	6,753,000
16	1,188,000	855,000	400,000	3,247,000	882,000	305,000	0	110,000	1,903,853	6,987,000
17	893,000	925,000	437,000	1,821,000	246,000	52,000	0	130,000	1,736,471	4,504,000
18	43,000	364,000	88,000	1,663,000	94,000	10,000	0	120,000	1,609,878	2,382,000
19	0	213,000	12,000	1,540,000	79,305	0	0	110,000	1,108,551	1,954,305
20	961,000	762,000	285,000	808,000	62,000	288,000	0	110,000	1,649,623	3,276,000
21	1,352,000	987,000	435,000	1,279,000	808,000	367,000	0	130,000	1,954,208	5,358,000
22	1,426,000	1,021,000	548,000	1,999,000	928,000	414,000	0	120,000	1,998,292	6,456,000
23	1,500,000	1,045,000	670,000	1,891,000	888,000	358,000	0	120,000	1,982,872	6,472,000
24	1,329,000	966,000	391,000	1,800,000	824,000	296,000	0	120,000	1,981,623	5,726,000
25	1,264,000	998,000	419,000	1,819,000	841,000	320,000	0	110,000	1,922,208	5,771,000
26	719,000	1,048,000	324,000	1,846,000	665,000	580,000	0	50,000	1,083,008	5,232,000
27	1,293,000	980,000	496,000	2,178,000	946,000	348,000	0	130,000	2,541,487	6,371,000
28	1,562,000	1,064,000	570,000	1,393,000	962,000	549,000	0	120,000	1,469,723	6,220,000
29	1,398,000	1,001,000	511,000	1,777,000	816,000	380,000	0	120,000	1,977,921	6,003,000
30	1,776,000	1,004,000	519,000	1,995,000	935,000	477,000	0	120,000	2,120,159	6,826,000
TOTALS	34,340,000	27,440,065	12,814,000	52,122,000	19,987,735	7,932,442	0	3,520,000	54,597,287	212,753,529

CITY OF LIVINGSTON PRODUCTION REPORTS 2022

Jul-22	8	9	11	12	13	14	15	16	17	TOTALS
1	1,473,000	975,000	485,000	1,736,000	831,000	414,000		110,000	1,867,519	6,024,000
2	930,000	861,000	278,000	1,749,000	796,000	128,000	OFF	120,000	1,840,280	4,862,000
3	0	521,000	0	253,000	759,000	61,000		110,000	1,737,542	1,704,000
4	725,000	893,000	306,000	330,000	866,000	223,000		110,000	774,699	3,453,000
5	1,611,000	978,000	505,000	2,944,000	887,000	292,000		120,000	1,796,254	7,337,000
6	1,793,000	1,319,000	661,000	1,907,000	906,000	445,000		120,000	1,472,183	7,151,000
7	1,164,000	786,000	388,000	1,732,000	858,000	486,000		110,000	1,882,795	5,524,000
8	907,000	1,003,000	246,000	1,596,000	792,000	275,000		80,000	1,794,681	4,899,000
9	743,000	991,000	0	1,681,000	868,000	417,000		0	353,216	4,700,000
10	1,006,000	973,000	230,000	1,683,000	778,000	414,000		60,000	895,933	5,144,000
11	1,431,000	998,000	424,000	1,704,000	860,000	758,000		130,000	1,535,348	6,305,000
12	1,259,000	976,000	459,000	1,725,000	843,000	530,000		130,000	1,813,722	5,922,000
13	1,413,000	1,156,000	516,000	1,831,000	81,400	896,000		130,000	1,539,162	6,023,400
14	1,198,000	817,000	361,000	1,680,000	800,000	602,000		120,000	1,719,909	5,578,000
15	888,000	872,000	302,000	1,233,000	567,000	502,000		100,000	1,614,220	4,464,000
16	75,000	500,000	254,000	1,352,000	251,000	146,000		120,000	1,720,000	2,698,000
17	717,000	669,000	241,000	93,000	816,000	451,000		120,000	2,074,529	3,107,000
18	1,212,000	1,194,000	395,000	1,990,000	853,000	777,000		130,000	2,096,599	6,551,000
19	1,203,000	903,000	294,000	1,478,000	855,000	556,000		120,000	1,768,771	5,409,000
20	1,389,000	1,012,000	189,000	1,815,000	842,000	656,000		130,000	1,881,251	6,033,000
21	1,547,000	1,071,000	49,000	1,738,000	883,000	555,000		120,000	1,957,839	5,963,000
22	1,211,000	1,018,000	0	1,653,000	770,000	345,000		110,000	1,807,161	5,107,000
23	584,000	704,000	0	1,099,000	170,000	90,000		120,000	1,712,438	2,767,000
24	935,000	736,000	0	1,314,000	419,000	256,000		110,000	1,860,572	3,770,000
25	1,452,000	1,067,000	0	2,017,000	817,000	623,000		130,000	1,976,099	6,106,000
26	1,517,000	1,071		1,574,000	852,000	720,000		130,000	1,973,001	4,794,071
27	1,502,000		0	1,832,000	831,000			110,000	1,970,206	4,275,000
28	1,578,000			1,763,000	890,000			100,000	2,003,924	4,331,000
29	1,200,000	1,033,000		1,838,000	913,000	473,000		140,000	2,201,874	5,597,000
30	1,000	658,000	0	1,092,000	61,000	32,000		100,000	1,400,415	1,944,000
31	823,000			1,730,000	459,000	329,000		100,000	1,702,091	3,441,000
TOTALS	33,487,000	24,685,071	6,583,000	48,162,000	22,174,400	12,452,000	0	3,440,000	52,744,233	203,727,704

CITY OF LIVINGSTON PRODUCTION REPORTS 2022

Aug-22	8	9	11	12	13	14	15	16	17	TOTALS
1	1,557,000	1,120,000	0	2,018,000	832,000	583,000	0	150,000	2,011,808	6,260,000
2	1,153,000	859,000	0	1,479,000	624,000	490,000	0	90,000	1,817,604	4,695,000
3	1,764,000	1,205,000	0	1,802,000	978,000	765,000	0	150,000	2,065,077	6,664,000
4	1,126,000	860,000	0	1,994,000	673,000	493,000	0	100,000	1,996,375	5,246,000
5	1,059,000	476,000	0	1,631,000	715,000	331,000	0	120,000	1,614,196	4,332,000
6	16,000	626,000	0	1,736,000	210,000	214,000	0	60,000	1,748,949	2,862,000
7	741,000	1,145,000	OFFLINE	1,718,000	504,000	371,000	OFFLINE	100,000	1,884,631	4,579,000
8	1,602,000	892,000	REPAIRS	2,029,000	803,000	613,000	0	130,000	1,863,578	6,069,000
9	1,404,000	1,078,000	0	1,550,000	771,000	370,000	0	120,000	1,985,230	5,293,000
10	1,587,000	906,000	0	1,971,000	838,000	664,000	0	130,000	2,213,221	6,096,000
11	1,320,000	984,000	0	1,565,000	624,000	659,000	0	120,000	1,549,322	5,272,000
12	1,031,000	784,000	0	1,874,000	807,000	660,000	0	120,000	1,942,528	5,276,000
13	235,000	609,000	0	1,773,000	648,000	543,000	0	110,000	0	3,918,000
14	771,000	638,000	0	1,900,000	541,000	620,000	0	110,000	875,899	4,580,000
15	1,452,000	1,720,000	0	1,668,000	757,000	829,000	0	140,000	1,855,493	6,566,000
16	1,394,000	1,005,000	0	1,661,000	717,000	596,000	0	100,000	1,802,848	5,473,000
17	1,469,000	1,022,000	0	1,776,000	858,000	731,000	0	140,000	2,088,129	5,996,000
18	1,408,000	1,030,000	0	1,753,000	849,000	652,000	0	120,000	1,912,334	5,812,000
19	734,000	419,000	0	1,277,000	663,000	565,000	0	120,000	1,738,915	3,778,000
20	0	1,342,000	0	1,125,000	741,000	413,000	0	130,000	903,176	3,751,000
21	730,000	1,042,000	0	1,770,000	555,000	519,000	0	80,000	1,541,996	4,696,000
22	1,688,000	1,182,000	0	2,010,000	865,000	805,000	0	90,000	1,908,481	6,640,000
23	1,314,000	931,000	0	1,493,000	716,000	420,000	0	43,000	1,708,499	4,917,000
24	1,637,000	1,171,000	0	2,079,000	924,000	677,000	0	227,000	2,159,275	6,715,000
25	1,202,000	962,000	0	1,474,000	658,000	267,000	0	120,000	1,608,974	4,683,000
26	657,000	781,000	0	1,877,000	719,000	96,000	0	130,000	1,576,551	4,260,000
27	620,000	661,000	0	1,622,000	716,000	27,000	0	100,000	45,566	3,746,000
28	688,000	771,000	0	1,792,000	660,000	131,000	0	90,000	1,316,635	4,132,000
29	1,524,000	1,197,000	0	738,898	799,000	819,000	0	130,000	1,805,479	5,207,898
30	977,000	1,001,000	0	1,437,000	736,000	1,045,000	0	120,000	1,841,521	5,316,000
31	1,357,000	987,000	0		826,000	770,000	0	120,000	1,976,612	4,060,000
TOTALS	34,217,000	29,406,000	0	50,592,898	22,327,000	16,738,000	0	3,610,000	51,358,902	208,249,800

CITY OF LIVINGSTON PRODUCTION REPORTS 2022

Sep-22	8	9	11	12	13	14	15	16	17	TOTALS
1	763,000	783,000	OFFLINE	1,824,000	690,000	636,000	OFFLINE	120,000	1,760,606	6,576,606
2	751,000	1,025,000		1,821,000	701,000	222,000		130,000	1,856,130	6,506,130
3	73,000	348,000		1,922,000	752,000	23,000		110,000	1,494,395	4,722,395
4	14,000	144,000		1,637,000	652,000	93,000		100,000	751,034	3,391,034
5	73,000	636,000		1,909,000	666,000	360,000		110,000	1,602,255	5,356,255
6	1,316,000	932,000		1,218,000	694,000	587,000		130,000	1,827,987	6,704,987
7	1,346,000	1,150,000		1,682,000	826,000	678,000		120,000	2,126,899	7,928,899
8	1,602,000	1,040,000		1,544,000	757,000	526,000		110,000	1,766,861	7,345,861
9	1,410,000	902,000		1,847,000	753,000	434,000		130,000	1,747,657	7,223,657
10	250,000	590,000		1,754,000	684,000	425,000		120,000	1,650,814	5,473,814
11	753,000	697,000		1,844,000	586,000	472,000		120,000	147,658	4,619,658
12	1,411,000			1,378,000	734,000			130,000	1,851,400	5,504,400
13	1,069,000			1,563,000	708,000			120,000	1,631,292	5,091,292
14	1,140,000			1,921,000	736,000			110,000	1,395,618	5,302,618
15	998,000			1,692,000	692,000			140,000	1,566,581	5,088,581
16	340,000			1,807,000	694,000			90,000	1,095,061	4,026,061
17	27,000	191,000		1,802,000	682,000	707,000		103,000	387,771	3,899,771
18	14,000	13,000		1,710,000	195,000	631,000		27,000	597,000	3,187,000
19	494,000	440,000		1,701,000	323,000	726,000		110,000	1,262,471	5,056,471
20	553,000	1,033,000		1,681,000	679,000	693,000		110,000	1,644,795	6,393,795
21	934,000	1,159,000		1,756,000	812,000	771,000		110,000	1,152,616	6,694,616
22	721,000			1,847,000	714,000			120,000	1,394,164	4,796,164
23	896,000	1,170,000		2,015,000	727,000	598,000		140,000	1,348,354	6,894,354
24	190,000	550,000		1,735,000	537,000	655,000		120,000	1,477,196	5,264,196
25	657,000	539,000		1,557,000	562,000	606,000		90,000	73,056	4,084,056
26	918,000	1,295,000		1,669,000	737,000	846,000		120,000	1,551,711	7,136,711
27	1,122,000	830,000		996,000	723,000	553,000		120,000	1,760,599	6,104,599
28	1,073,000	1,132,000		1,385,000	760,000	676,000		130,000	1,579,489	6,735,489
29	1,056,000	1,052,000		619,000	783,000	703,000		120,000	1,960,355	6,293,355
30	1,046,000	988,000		1,121,000	725,000	673,000		120,000	2,024,356	6,697,356
TOTALS	23,010,000	18,639,000		48,957,000	20,284,000	13,294,000		3,430,000	42,486,181	170,100,181

CITY OF LIVINGSTON PRODUCTION REPORTS 2022

Oct-22	8	9	11	12	13	14	15	16	17	TOTALS
1	593000	743,000	0	1,717,000	675,000	254,000	OFFLINE	110,000	1,409,017	5,501,017
2	506000	667,000	0	1,705,000	678,000	273,000		30,000	1,657,949	5,516,949
3	1186000	1,100,000	0	1,891,000	672,000	75,000		130,000	1,687,235	6,741,235
4	1090000	1,022,000	0	1,674,000	675,000	195,000		120,000	1,600,232	6,376,232
5	1013000	1,045,000	0	1,755,000	704,000	140,000		120,000	1,569,862	6,346,862
6	1331000	1,026,000	0	1,772,000	690,000	362,000		80,000	1,572,575	6,833,575
7	685000	0	0	1,887,000	720,000	51,000		130,000	1,817,858	5,290,858
8	0	0	0	1,735,000	0	0		60,000	874,000	2,669,000
9	771000	964,000	0	1,330,000	895,000	917,000		120,000	193,520	5,190,520
10	1066000	1,092,000	0	1,822,000	648,000	724,000		130,000	1,720,103	7,202,103
11	791000	957,000	0	1,629,000	696,000	566,000		110,000	1,503,321	6,252,321
12	957000	1,019,000	0	1,731,000	696,000	619,000		140,000	1,525,798	6,687,798
13	849000	1,083,000	0	2,039,000	716,000	616,000		120,000	1,569,521	6,992,521
14	1220000	987,000	0	1,417,000	665,000	60,000		80,000	1,588,029	6,017,029
15	637000	686,000	0	1,785,000	652,000	26,000		60,000	1,636,531	5,482,531
16	587000	991,000	0	1,527,000	657,000	25,000		50,000	924,919	4,761,919
17	1141000	1,039,000	0	1,846,000	696,000	45,000		120,000	1,500,451	6,387,451
18	669000	988,000	761,000	1,648,000	680,000	46,000		160,000	1,554,219	6,506,219
19	586000	967,000	596,000	1,785,000	725,000	11,000		110,000	1,479,282	6,259,282
20	545000	1,059,000	832,000	1,757,000	568,000	231,000		120,000	1,382,429	6,494,429
21	175000	971,000	464,000	1,770,000	653,000	114,000		110,000	1,628,690	5,885,690
22	0	641,000	479,000	1,859,000	677,000	76,000		130,000	1,628,736	5,490,736
23	496000	424,000	0	2,136,000	384,000	8,000		110,000	1,067,464	4,625,464
24	0	953,000	534,000	1,305,000	687,000	23,000		140,000	1,587,749	5,229,749
25	1629000	964,000	721,000	1,789,000	342,000	34,000		130,000	1,558,851	7,167,851
26	947000	930,000	686,000	1,800,000	214,000	44,000		120,000	1,738,930	6,479,930
27	1125000	1,026,000	743,000	1,472,000	615,000	59,000		130,000	1,447,320	6,617,320
28	593000	919,000	693,000	1,740,000	460,000	36,000		120,000	1,199,535	5,760,535
29	96000	245,000	529,000	1,757,000	491,000	103,000		110,000	1,066,814	4,397,814
30	56000	933,000	422,000	1,802,000	458,000	305,000		80,000	1,096,090	5,152,090
31	147000	1,044,000	715,000	1,763,000	629,000	52,000		130,000	1,322,111	5,802,111
TOTALS	21,487,000	26,485,000	8,175,000	53,645,000	18,718,000	6,090,000	0	3,410,000	44,109,141	182,119,141

CITY OF LIVINGSTON PRODUCTION REPORTS 2022

Nov-22	8	9	11	12	13	14	15	16	17	TOTALS
1	480,000	919,000	711,000	1,734,000	665,000	2,000	Offline	110,000	802,490	4,621,000
2	710,000	938,000	705,000	1,768,000	292,000	28,000		130,000	1,055,271	4,571,000
3	931,000	882,000	739,000	1,808,000	29,000	55,000		140,000	1,194,969	5,778,969
4	99,000	497,000		1,800,000	397,000	241,000		100,000	649,057	3,783,057
5										0
6										0
7	339,000	757,000	710,000	1,879,000	101,000	21,000		150,000	1,443,879	5,400,879
8	840,000	227,000	713,000	1,668,000	638,000	10,000		110,000	882,042	5,088,042
9	702,935	186,000	707,000	2,161,000	781,000	5,000		120,000	904,809	5,567,744
10	1,041,000	23,000	745,000	1,598,000	558,000	1,000		140,000	1,155,998	5,261,998
11	558,000	5,000	665,000	1,473,000	538,000	3,000		110,000	745,213	4,097,213
12	9,000	2,000	130,000	2,026,000	433,000	8,000		5,000	178,310	2,791,310
13	388,000			1,815,000	721,000	35,000		60,000	349,699	3,368,699
14	1,131,000	38,000	760,000	1,792,000	793,000	7,000		120,000	1,162,381	5,803,381
15	1,146,000	62,000	681,000	1,699,000	693,000	20,000		130,000	1,008,189	5,439,189
16	1,224,000	0	801,000	2,846,000	748,000	20,000		130,000	1,154,611	6,923,611
17	1,325,000	57,000	705,000	1,714,000	713,000	3,000		130,000	1,258,180	5,905,180
18	168,000	321,000	574,000	1,877,000	782,000	1,000		110,000	747,881	4,580,881
19	9,000	4,000	56,000	1,841,000	707,000	23,000		40,000	69,003	2,749,003
20	298,000	435,000	364,000	1,638,000	709,000	38,000		50,000	497,685	4,029,685
21	748,000	1,065,000	715,000	2,263,000	724,000	28,000		140,000	693,100	6,376,100
22	614,000	733,000	687,000	1,463,000	796,000	18,000			955,291	5,266,291
23	349,000	267,000	562,000	1,660,000	657,000	18,000		110,000	613,284	4,236,284
24	229,000	10,000	362,000	1,832,000	760,000	123,000		100,000	403,516	3,819,516
25	175,000	1,051,000	748,000	1,744,000	733,000	6,000		140,000	864,938	5,461,938
26	322,000	413,000	508,000	1,829,000	678,000	4,000		90,000	268,073	4,112,073
27	127,000	85,000	347,000	1,780,000	774,000	24,000		110,000	511,890	3,758,890
28	706,000	1,203,000	755,000	160,000	718,000	0		120,000	2,101,698	5,763,698
29	474,000	1,015,000	703,000	1,233,000	735,000	19,000		110,000	819,174	5,108,174
30	656,000	1,675,000	710,000	2,033,000	767,000	11,000		140,000		5,992,000
TOTALS	15,798,935	12,870,000	15,863,000	49,134,000	17,640,000	772,000	0	2,945,000	22,490,631	137,513,566

CITY OF LIVINGSTON PRODUCTION REPORTS 2022

Dec-22	8	9	11	12	13	14	15	16	17	TOTALS
1	526,000	1,119,000	713,000		727,000	673,000		10,000	1,374,149	3,768,000
2	276,000	656,000	553,000	4,949	743,000	19,000	OFFLINE	100,000	699,131	2,351,949
3	0	0	0	11,727	587,000	8,000		20,000	5,700	626,727
4	506,000	356,000	465,000	1,891,000	736,000	57,000		70,000	47,007	4,081,000
5	962,000	271,000	659,000	1,864,000	676,000	1,000		130,000	654,963	4,563,000
6	728,000	737,000	695,000	1,638,000	725,000	11,000		110,000	519,420	4,644,000
7	900,000	691,000	707,000	1,711,000	679,000	18,000		150,000	696,581	4,856,000
8	248,000	1,188,000	741,000	1,841,000	726,000	2,000		100,000	587,412	4,846,000
9	71,000	860,000	767,465	1,642,000	700,000	22,000		120,000	474,607	4,182,465
10	4,000	278,000	131,000	1,738,000	703,000	49,000		40,000	19,997	2,943,000
11	141,000	637,000	650,000	0	802,000	5,000		120,000	888,383	2,355,000
12	73,000	1,115,000	730,000	1,836,000	702,000	33,000		170,000	844,739	4,659,000
13	821,000	736,000	645,000	1,525,000	690,000	10,000		80,000	506,710	4,507,000
14	981,000	724,000	741,000	1,880,000	753,000	0		130,000	469,891	5,209,000
15	938,000	867,000	700,000	1,799,000	773,000	5,000		140,000	165,685	5,222,000
16	344,000	300,000	698,000	203,000	681,000	5,000		100,000	292,770	2,331,000
17	16,000	0	271,000	0	684,000	12,000		70,000	694,565	1,053,000
18	145,000	603,000	649,000	0	715,000	6,000		110,000	185,963	2,228,000
19	1,126,000	866,000	657,000	19,000	794,000	0		110,000	2,046,889	3,572,000
20	620,000	1,091,000	701,000	20,000	679,000	92,000		130,000	1,767,771	3,333,000
21	478,000	1,106,000	720,000	629,000	767,000	48,000		150,000	1,609,339	3,898,000
22	186,000	893,000	669,000	1,706,000	731,000	31,000		100,000	800,953	4,316,000
23	376,000	506,000	709,000	1,782,000	647,000	31,000		100,000	219,829	4,151,000
24	35,000	11,000	295,000	1,690,000	604,000	43,000		0	2,211	2,678,000
25	102,000	429,000	633,000	1,000	754,000	113,000		10,000	80,316	2,042,000
26	101,000	817,000	742,000	654,000	814,000	9,000		80,000	848,786	3,217,000
27	66,000	1,153,000	732,000		736,000	0		130,000	819,994	2,817,000
28	55,000	1,402,000		1,779,000	715,000	1,000		130,000	607,354	4,082,000
29	75,000	1,064,000	694,000	1,761,000	654,000	0		110,000	799,179	4,358,000
30	0	541,000	688,000	1,790,000	689,000	0		110,000	400,346	3,818,000
31	0	189,000	0	1,760,000	595,000	0		0	9,912	2,544,000
TOTALS	10,900,000	21,206,000	17,755,465	33,175,676	21,981,000	1,304,000	0	2,930,000	19,140,552	128,392,693

CITY OF LIVINGSTON PRODUCTION REPORTS 2021

2021										
WELL #	8	9	11	12	13	14	15	16	17	TOTALS
JANUARY	25,664,000	36,792,000	11,681,000	25,679,000	23,141,000	20,082,000	0	10,519,000	45,798,232	
FEBRUARY	21,944,000	23,654,000	7,980,000	26,938,000	23,169,000	26,934,000	0	20,000	46,656,520	177,295,520
MARCH	25,704,000	4,070,637	14,720,000	30,030,000	28,053,000	26,324,000	0	18,120,000	54,302,338	201,323,975
APRIL	25,865,000	10,931,000	19,258,000	28,943,000	29,809,000	23,186,000	0	19,121,970	60,724,418	217,838,388
MAY	24,843,000	18,788,000	14,519,000	38,207,000	31,776,000	23,964,000	0	24,178,000	80,952,667	257,227,667
JUNE	25,716,000	29,379,000	13,956,000	37,329,000	27,615,000	24,602,000	0	30,850,000	58,988,809	248,435,809
JULY	30,580,000	20,331,000	12,063,000	26,954,382	30,198,000	27,523,000	0	33,051,060	58,328,327	239,028,769
AUGUST	28,092,000	12,108,000	14,382,000	32,262,000	38,365,000	26,820,000	0	29,760,000	58,044,253	239,833,253
SEPTEMBER	27,908,000	8,054,000	14,000,000	32,623,000	37,034,000	17,629,249	0	29,746,000	50,405,545	217,399,794
OCTOBER	17,952,606	8,532,000	14,153,000	30,889,000	38,208,000	17,680,000	0	21,980,000	51,737,690	201,132,296
NOVEMBER	20,611,000	10,245,000	14,186,927	28,701,920	33,634,000	11,920,000	0	16,981,000	38,814,696	175,094,543
DECEMBER										0
TOTALS(in gal)	274,879,606	182,884,637	150,898,927	338,556,302	341,002,000	246,664,249	0	234,327,030	604,753,495	2,174,610,014

CITY OF LIVINGSTON PRODUCTION REPORTS 2021

Jan-21	8	9	11	12	13	14	15	16	17	TOTALS
1	690,000	1,424,000	194,000	737,000	907,000	0	0	0	891,292	4,843,292
2	716,000	1,473,000	286,000	916,000	684,000	304,000	0	80,000	1,074,569	5,533,569
3	441,000	1,427,000	239,000	0	738,000	580,000	0	0	1,436,210	4,861,210
4	887,000	1,376,000	571,000	935,000	859,000	1,291,000	0	530,000	802,131	7,251,131
5	890,000	1,357,000	550,000	1,116,000	855,000	1,205,000	0	110,000	1,365,944	7,448,944
6	899,000	1,404,000	554,000	1,036,000	1,019,000	1,293,000	0	0	1,513,586	7,718,586
7	881,000	1,411,000	568,000	1,027,000	1,142,000	1,296,000	0	0	1,342,910	7,667,910
8	874,000	1,403,000	421,000	451,000	391,000	1,296,000	0	50,000	1,695,480	6,581,480
9	679,000	1,388,000	0	64,000	0	419,000	0	0	1,976,842	4,526,842
10	863,000	959,000	365,000	602,000	478,000	646,000	0	0	1,152,028	5,065,028
11	877,000	1,318,000	536,000	1,512,000	338,000	1,298,000	0	190,000	1,319,750	7,388,750
12	942,000	1,395,000	570,000	140,000	886,000	1,045,000	0	200,000	1,339,430	6,517,430
13	915,000	1,417,000	563,000	1,057,000	901,000	1,334,000	0	60,000	1,623,850	7,870,850
14	937,000	1,289,000	564,000	983,000	947,000	1,301,000	0	480,000	1,739,822	8,240,822
15	675,000	1,292,000	192,000	1,289,000	426,000	854,000	0	30,000	1,020,496	5,778,496
16	741,000	0	0	137,000	731,000	101,000	0	0	1,489,135	3,199,135
17	995,000	141,000	223,000	0	941,000	829,000	0	380,000	1,978,705	5,487,705
18	926,000	1,381,000	541,000	1,380,000	51,000	911,000	0	960,000	1,686,891	7,836,891
19	908,000	1,465,000	563,000	1,402,000	819,000	1,341,000	0	260,000	1,368,421	8,126,421
20	920,000	1,340,000	538,000	1,492,000	871,000	1,240,000	0	190,000	1,347,143	7,938,143
21	1,040,000	1,423,000	567,000	1,643,000	691,000	1,340,000	0	20,000	1,855,509	8,579,509
22	784,000	1,302,000	216,000	1,302,000	483,000	98,000	0	280,000	1,333,547	5,798,547
23	95,000	167,000	4,000	0	1,000	0	0	470,000	1,561,491	2,298,491
24	571,000	981,000	252,000	705,000	867,000	0	0	890,000	1,706,066	5,972,066
25	1,087,000	1,455,000	513,000	1,349,000	832,000	50,000	0	600,000	1,624,987	7,510,987
26	1,362,000	1,013,000	331,000	1,459,000	1,061,000	0	0	1,040,000	1,066,331	7,332,331
27	1,046,000	1,397,000	337,000	1,532,000	624,000	0	0	980,000	1,574,206	7,490,206
28	867,000	1,412,000	543,000	1,288,000	1,109,000	0	0	990,000	1,715,159	7,924,159
29	843,000	1,319,000	428,000	69,000	1,060,000	10,000	0	610,000	1,716,772	6,055,772
30	635,000	1,054,000	103,000	0	1,128,000	0	0	669,000	1,516,459	5,105,459
31	678,000	609,000	349,000	56,000	1,301,000	0	0	450,000	1,963,070	5,406,070
TOTALS	25,664,000	36,792,000	11,681,000	25,679,000	23,141,000	20,082,000	0	10,519,000	45,798,232	199,356,232

CITY OF LIVINGSTON PRODUCTION REPORTS 2021

Feb-21	8	9	11	12	13	14	15	16	17	TOTALS
1	955,000	1,402,000	511,000	1,495,000	1,141,000	522,000	0	20,000	1,382,645	7,428,645
2	542,000	1,352,000	475,000	1,358,000	967,000	1,257,000	0	0	1,329,654	7,280,654
3	596,000	1,407,000	534,000	1,425,000	674,000	1,278,000	0	0	1,658,778	7,572,778
4	488,000	1,411,000	529,000	1,382,000	593,000	1,257,000	0	0	1,768,973	7,428,973
5	801,000	926,000	404,000	972,000	401,000	673,000	0	0	1,928,417	6,105,417
6	820,000	336,000	404,000	0	29,000	0	0	0	1,924,052	3,513,052
7	856,000	844,000	423,000	1,000	544,000	597,000	0	0	2,027,020	5,292,020
8	891,000	1,357,000	506,000	284,000	970,000	1,276,000	0	0	2,033,741	7,317,741
9	565,000	1,394,000	527,000	575,000	770,000	1,315,000	0	0	2,082,330	7,228,330
10	932,000	1,353,000	521,000	1,420,000	1,130,000	1,314,000	0	0	605,078	7,275,078
11	1,054,000	1,165,000	536,000	1,410,000	215,000	663,000	0	0	2,181,631	7,224,631
12	959,000	1,326,000	486,000	1,537,000	409,000	999,000	0	0	1,769,238	7,485,238
13	843,000	24,000	147,000	956,000	287,000	1,251,000	0	0	1,545,300	5,053,300
14	0	19,000	0	0	371,000	0	0	0	948,655	1,338,655
15	1,721,000	428,000	228,000	158,000	671,000	670,000	0	0	1,898,415	5,774,415
16	871,000	1,387,000	522,000	344,000	912,000	1,299,000	0	0	2,230,483	7,565,483
17	987,000	1,306,000	519,000	851,000	770,000	1,161,000	0	0	1,905,870	7,499,870
18	1,219,000	1,381,000	579,000	903,000	750,000	1,299,000	0	0	2,059,221	8,190,221
19	1,181,000	1,380,000	129,000	1,058,000	831,000	1,161,000	0	0	2,101,981	7,841,981
20	720,000	1,431,000	0	692,000	892,000	1,233,000	0	0	1,516,155	6,484,155
21	508,000	1,501,000	0	1,259,000	860,000	404,000	0	0	641,493	5,173,493
22	1,122,000	478,000	0	1,033,000	992,000	1,257,000	0	0	1,654,780	6,536,780
23	1,152,000	46,000	0	1,402,000	1,298,000	1,243,000	0	0	1,621,289	6,762,289
24	271,000	0	0	1,437,000	1,361,000	1,234,000	0	0	944,521	5,247,521
25	212,000	0	0	1,518,000	1,426,000	1,408,000	0	0	2,057,203	6,621,203
26	292,000	0	0	1,192,000	1,120,000	1,166,000	0	0	1,477,657	5,247,657
27	586,000	0	0	1,418,000	1,257,000	755,000	0	0	1,317,334	5,333,334
28	800,000	0	0	858,000	1,528,000	242,000	0	0	2,044,606	5,472,606
29										0
Totals	21,944,000	23,654,000	7,980,000	26,938,000	23,169,000	26,934,000	0	20,000	46,656,520	177,295,520

CITY OF LIVINGSTON PRODUCTION REPORTS 2021

Mar-21	8	9	11	12	13	14	15	16	17	TOTALS
1	1,084,000	0	0	1,268,000	1,199,000	1,254,000	0	0	1,307,000	6,112,000
2	963,000	0	653,000	1,416,000	1,173,000	1,196,000	0	0	1,296,077	6,697,077
3	993,000	0	690,000	1,410,000	1,297,000	1,224,000	0	0	1,210,303	6,824,303
4	928,000	0	616,000	1,505,000	1,611,000	1,113,000	0	0	2,012,826	7,785,826
5	830,000	0	647,000	1,265,000	1,039,000	1,102,000	0	0	1,752,637	6,635,637
6	472,000	0	666,000	1,384,000	924,000	659,000	0	0	1,854,632	5,959,632
7	450,000	0	634,000	1,354,000	542,000	209,000	0	0	1,823,259	5,012,259
8	909,000	0	654,000	1,398,000	1,119,000	1,138,000	0	773,000	1,574,883	7,565,883
9	554,000	0	641,000	1,211,000	1,155,000	1,134,000	0	897,000	1,380,128	6,972,128
10	1,098,000	0	656,000	1,197,000	571,000	1,186,000	0	320,000	1,854,020	6,882,020
11	1,111,000	0	739,000	1,172,000	186,000	1,222,000	0	330,000	2,361,930	7,121,930
12	1,020,000	0	529,000	1,095,000	23,000	1,215,000	0	940,000	2,112,063	6,934,063
13	611,000	0	661,000	1,153,000	3,000	680,000	0	900,000	1,586,510	5,594,510
14	457,000	0	382,000	1,312,000	30,000	382,000	0	870,000	1,253,673	4,686,673
15	1,214,000	0	885,000	736,000	1,164,000	210,000	0	950,000	1,939,387	7,098,387
16	991,000	0	778,000	1,368,000	874,000	83,000	0	1,090,000	1,890,280	7,074,280
17	1,149,000	0	614,000	1,258,000	984,000	206,000	0	1,100,000	2,225,561	7,536,561
18	887,000	0	448,000	193,000	1,137,000	1,130,000	0	1,650,000	2,238,532	7,683,532
19	521,000	21,000	227,000	445,000	942,000	998,000	0	430,000	1,766,008	5,350,008
20	125,000	61,000	56,000	4,000	991,000	585,000	0	1,100,000	1,640,258	4,562,258
21	585,000	94,000	67,000	213,000	1,139,000	530,000	0	1,120,000	1,745,404	5,493,404
22	979,000	0	296,000	1,069,000	849,000	1,132,000	0	530,000	1,631,885	6,486,885
23	890,000	0	348,000	1,082,000	960,000	1,206,000	0	1,080,000	1,823,610	7,389,610
24	932,000	637	271,000	787,000	948,000	1,171,000	0	1,080,000	2,004,281	7,193,918
25	879,000	899,000	161,000	1,122,000	1,106,000	1,160,000	0	270,000	1,368,085	6,965,085
26	775,000	650,000	503,000	49,000	865,000	509,000	0	60,000	1,505,696	4,916,696
27	661,000	612,000	0	0	916,000	0	0	103,000	1,354,781	3,646,781
28	808,000	802,000	0	253,000	1,105,000	212,000	0	1,127,000	2,024,897	6,331,897
29	928,000	904,000	329,000	802,000	1,073,000	1,149,000	0	130,000	1,902,330	7,217,330
30	941,000	27,000	760,000	1,240,000	1,084,000	1,225,000	0	440,000	2,029,570	7,746,570
31	959,000	0	809,000	1,269,000	1,044,000	1,104,000	0	830,000	1,831,832	7,846,832
TOTALS	25,704,000	4,070,637	14,720,000	30,030,000	28,053,000	26,324,000	0	18,120,000	54,302,338	201,323,975

CITY OF LIVINGSTON PRODUCTION REPORTS 2021

Apr-21	8	9	11	12	13	14	15	16	17	TOTALS
1	1,035,000	5,000	811,000	1,257,000	1,224,000	1,187,000	0	820,000	2,100,524	6,339,000
2	952,000	418,000	725,000	1,107,000	850,000	617,000	0	366,000	1,799,477	5,035,000
3	889,000	26,000	0	123,000	159,000	576,000	0	0	2,148,352	1,773,000
4	938,000	127,000	390,000	301,000	582,000	639,000	0	430,000	2,194,796	3,407,000
5	1,290,000	65,000	849,000	817,000	1,256,000	890,000	0	1,100,000	2,126,941	6,267,000
6	1,007,000	832,000	789,000	452,000	1,226,000	765,000	0	1,080,000	2,123,436	6,151,000
7	1,121,000	936,000	751,000	678,000	1,396,000	949,000	0	730,000	1,696,775	6,561,000
8	1,031,000	803,000	854,000	505,000	1,084,000	889,000	0	790,000	2,265,808	5,956,000
9	975,000	626,000	620,000	480,000	1,144,000	228,000	0	210,000	1,865,580	4,283,000
10	679,000	1,000	0	50,000	988,000	175,000	0	500,000	1,471,500	2,393,000
11	897,000	228,000	432,000	455,000	1,225,000	567,000	0	280,000	1,911,255	4,084,000
12	1,062,000	1,169,000	786,000	1,349,000	1,040,000	1,026,000	0	0	2,235,095	6,432,000
13	841,000	346,000	708,000	1,328,000	1,156,000	819,000	0	1,160,000	1,678,461	6,358,000
14	798,000	157,000	734,000	1,312,000	1,132,000	907,000	0	1,290,000	2,121,558	6,330,000
15	832,000	140,000	741,000	1,361,000	1,085,000	969,000	0	1,310,000	2,183,649	6,438,000
16	560,000	36,000	768,000	847,000	754,000	621,000	0	1,210,000	1,584,109	4,796,000
17	545,000	0	361,000	593,000	278,000	563,000	0	100,000	1,619,942	2,440,000
18	486,000	124,000	675,000	1,292,000	119,000	867,000	0	476,000	2,145,980	4,039,000
19	971,000	0	679,000	1,034,000	1,143,000	974,000	0	1,030,000	2,201,217	5,831,000
20	925,000	0	722,000	1,371,000	989,000	917,000	0	699,000	2,036,474	5,623,000
21	974,000	970,000	697,000	1,322,000	1,180,000	635,000	0	1,080,000	2,345,780	6,858,000
22	973,000	372,000	744,000	1,389,000	1,128,000	819,000	0	1,010,000	1,905,978	6,435,000
23	859,000	155,000	658,000	1,314,000	1,060,000	506,000	0	700,970	2,197,696	5,252,970
24	648,000	20,000	664,000	935,000	945,000	520,000	0	0	2,062,455	3,732,000
25	413,000	0	554,000	635,000	962,000	631,000	0	340,000	1,946,613	3,535,000
26	906,000	632,000	712,000	1,321,000	1,119,000	803,000	0	750,000	2,153,627	6,243,000
27	817,000	615,000	708,000	1,344,000	1,191,000	896,000	0	430,000	2,155,632	6,001,000
28	930,000	872,000	728,000	1,330,000	1,240,000	953,000	0	360,000	2,367,719	6,413,000
29	1,035,000	872,000	812,000	1,441,000	1,035,000	1,159,000	0	760,000	1,941,495	7,114,000
30	476,000	384,000	586,000	1,200,000	1,119,000	1,119,000	0	110,000	2,136,494	4,994,000
31										0
TOTALS	25,865,000	10,931,000	19,258,000	28,943,000	29,809,000	23,186,000	0	19,121,970	60,724,418	217,838,388

CITY OF LIVINGSTON PRODUCTION REPORTS 2021

May-21	8	9	11	12	13	14	15	16	17	TOTALS
1	0	0	0	736,000	935,000	585,000	0	0	1,711,153	2,256,000
2	495,000	637,000	11,000	1,570,000	1,344,000	1,017,000	0	218,000	1,609,767	5,292,000
3	1,397,000	1,064,000	765,000	1,316,000	1,103,000	964,000	0	830,000	1,999,461	7,439,000
4	560,000	843,000	694,000	1,336,000	1,170,000	919,000	0	660,000	1,971,320	6,182,000
5	959,000	951,000	678,000	1,372,000	1,166,000	653,000	0	700,000	21,614,193	6,479,000
6	1,041,000	684,000	558,000	1,337,000	1,113,000	867,000	0	1,310,000	2,078,840	6,910,000
7	812,000	237,000	197,000	1,352,000	1,056,000	313,000	0	1,080,000	2,045,367	5,047,000
8	298,000	0	0	1,250,000	0	535,000	0	880,000	1,961,092	2,963,000
9	1,039,000	503,000	320,000	1,396,000	922,000	913,000	0	590,000	333,966	5,683,000
10	1,131,000	973,000	832,000	1,609,000	716,000	1,230,000	0	1,080,000	2,066,152	7,571,000
11	725,000	519,000	537,000	1,103,000	1,085,000	699,000	0	1,320,000	2,303,074	5,988,000
12	1,086,000	1,075,000	591,000	1,355,000	1,051,000	1,088,000	0	760,000	1,925,460	7,006,000
13	1,003,000	1,103,000	706,000	1,367,000	1,211,000	1,020,000	0	1,090,000	2,177,240	7,500,000
14	663,000	570,000	250,000	1,357,000	995,000	665,000	0	1,120,000	2,256,152	5,620,000
15	246,000	81,000	0	1,260,000	840,000	15,000	0	0	2,081,853	2,442,000
16	557,000	424,000	16,000	1,159,000	1,111,000	548,000	0	630,000	2,319,133	4,445,000
17	1,216,000	1,078,000	19,000	1,405,000	784,000	1,038,000	0	960,000	1,644,503	6,500,000
18	792,000	1,093,000	717,000	1,287,000	1,126,000	912,000	0	1,060,000	2,028,510	6,987,000
19	978,000	1,125,000	588,000	1,353,000	1,110,000	863,000	0	1,000,000	2,153,041	7,017,000
20	937,000	1,147,000	672,000	1,339,000	1,069,000	917,000	0	1,110,000	2,035,978	7,191,000
21	1,017,000	889,000	590,000	1,236,000	1,071,000	681,000	0	860,000	2,084,411	6,344,000
22	849,000	597,000	405,000	1,329,000	1,098,000	373,000	0	680,000	2,024,371	5,331,000
23	571,000	358,000	309,000	1,321,000	987,000	540,000	0	460,000	2,039,699	4,546,000
24	1,382,000	1,056,000	229,000	1,343,000	1,203,000	810,000	0	850,000	2,131,107	6,873,000
25	1,024,000	758,000	635,000	1,289,000	1,089,000	794,000	0	1,000,000	1,989,663	6,589,000
26	1,240,000	947,000	659,000	1,339,000	1,233,000	773,000	0	1,140,000	2,092,881	7,331,000
27	1,225,000	832,000	655,000	1,231,000	1,024,000	937,000	0	930,000	2,066,571	6,834,000
28	751,000	666,000	2,861,000	1,439,000	1,175,000	985,000	0	580,000	2,211,330	8,457,000
29	0	194,000	15,000	769,000	1,065,000	882,000	0	0	1,935,166	2,925,000
30	59,000	0	0	0	980,000	709,000	0	300,000	2,065,342	4,054,342
31	790,000	928,000	10,000	652,000	944,000	719,000	0	980,000	1,995,871	6,228,871
TOTALS	24,843,000	18,788,000	14,519,000	38,207,000	31,776,000	23,964,000	0	24,178,000	80,952,667	257,227,667

CITY OF LIVINGSTON PRODUCTION REPORTS 2021

Jun-21	8	9	11	12	13	14	15	16	17	TOTALS
1	330,000	1,125,000	746,000	1,632,000	911,000	874,000	0	1,170,000	2,030,839	6,788,000
2	1,327,000	1,077,000	528,000	1,033,000	1,087,000	696,000	0	1,290,000	2,106,534	7,038,000
3	614,000	1,622,000	687,000	1,381,000	1,009,000	907,000	0	1,230,000	2,199,783	7,450,000
4	404,000	1,038,000	486,000	1,275,000	937,000	878,000	0	1,250,000	2,023,681	6,268,000
5	3,000	442,000	481,000	774,000	1,002,000	782,000	0	1,280,000	1,984,325	4,764,000
6	1,043,000	965,000	241,000	1,387,000	677,000	810,000	0	750,000	638,319	5,873,000
7	989,000	1,325,000	586,000	1,167,000	645,000	953,000	0	1,150,000	2,095,138	6,815,000
8	808,000	1,347,000	604,000	1,283,000	682,000	972,000	0	1,310,000	2,063,951	7,006,000
9	924,000	1,103,000	609,000	1,292,000	615,000	959,000	0	1,260,000	2,251,899	6,762,000
10	886,000	1,207,000	579,000	1,517,000	898,000	1,001,000	0	1,330,000	2,024,201	7,418,000
11	795,000	1,151,000	548,000	1,158,000	977,000	763,000	0	1,090,000	1,930,737	6,482,000
12	203,000	1,086,000	226,000	1,352,000	649,000	729,000	0	1,360,000	2,220,401	5,605,000
13	260,000	733,000	221,000	993,000	397,000	614,000	0	1,040,000	1,733,752	4,258,000
14	1,144,000	1,222,000	592,000	1,336,000	612,000	697,000	0	1,330,000	2,167,019	6,933,000
15	1,179,000	1,368,000	608,000	1,308,000	1,080,000	325,000	0	1,200,000	2,007,581	7,068,000
16	1,075,000	1,192,000	514,000	1,244,000	1,115,000	780,000	0	580,000	1,977,419	6,500,000
17	1,362,000	1,361,000	538,000	1,305,000	1,168,000	727,000	0	1,070,000	1,976,371	7,531,000
18	706,000	1,349,000	495,000	1,173,000	1,092,000	706,000	0	680,000	1,930,999	6,201,000
19	36,000	857,000	394,000	1,148,000	942,000	847,000	0	0	1,920,011	4,224,000
20	17,000	734,000	400,000	914,000	846,000	886,000	0	830,000	2,062,619	4,627,000
21	1,007,000	1,194,000	307,000	1,205,000	1,031,000	824,000	0	550,000	1,875,652	6,118,000
22	964,000	1,377,000	387,000	1,221,000	1,131,000	838,000	0	990,000	1,914,720	6,908,000
23	901,000	1,288,000	493,000	1,221,000	1,450,000	851,000	0	800,000	1,932,509	7,004,000
24	1,328,000	508,000	537,000	1,288,000	878,000	879,000	0	1,140,000	1,962,601	6,558,000
25	1,265,000	156,000	510,000	1,337,000	1,262,000	918,000	0	1,090,000	2,138,463	6,538,000
26	921,000	81,000	0	1,248,000	366,000	884,000	0	570,000	1,870,000	4,070,000
27	934,000	264,000	2,000	1,194,000	759,000	838,000	0	710,000	2,098,641	4,701,000
28	1,359,000	626,000	521,000	1,300,000	1,046,000	895,000	0	1,280,000	1,810,005	7,027,000
29	1,401,000	778,000	563,000	1,298,000	1,142,000	894,000	0	1,210,000	1,983,079	7,286,000
30	1,531,000	803,000	553,000	1,345,000	1,209,000	875,000	0	1,310,000	2,057,560	7,626,000
TOTALS	25,716,000	29,379,000	13,956,000	37,329,000	27,615,000	24,602,000	0	30,850,000	58,988,809	248,435,809

CITY OF LIVINGSTON PRODUCTION REPORTS 2021

Jul-21	8	9	11	12	13	14	15	16	17	TOTALS
1	1,439,000	622,000	549,000	1,308,000	1,096,000	874,000	0	1,240,000	2,070,461	7,128,000
2	1,325,000	507,000	497,000	1,231,000	773,000	862,000	0	1,250,000	1,972,030	6,445,000
3	704,000	166,000	437,000	1,124,000	332,000	724,000	0	1,210,000	1,877,774	4,697,000
4	113,000	107,000	0	834,000	83,000	816,000	0	600,000	1,970,266	2,553,000
5	1,211,000	395,000	462,000	466,000	825,000	919,000	0	680,000	2,094,829	4,958,000
6	1,072,000	526,000	538,000	1,118,000	1,069,000	870,000	0	1,360,000	1,935,680	6,553,000
7	1,213,000	1,314,000	266,000	1,082,000	1,026,000	798,000	0	1,360,000	1,940,201	7,059,000
8	1,107,000	1,319,000	519,000	1,257,000	1,064,000	845,000	0	1,160,000	1,922,108	7,271,000
9	528,000	840,000	391,000	1,143,000	997,000	746,000	0	1,150,000	1,973,448	5,795,000
10	143,000	488,000	1,000	1,120,000	650,000	854,000	0	270,000	1,921,837	3,526,000
11	696,000	908,000	216,000	1,176,000	264,000	877,000	0	740,000	1,907,676	4,877,000
12	1,167,000	1,252,000	508,000	1,247,000	1,111,000	851,000	0	1,270,000	2,056,379	7,406,000
13	1,075,000	1,246,000	480,000	962,000	1,079,000	854,000	0	1,120,000	1,854,651	6,816,000
14	1,286,000	1,360,000	475,000	1,014,000	970,000	763,000	0	808,000	2,210,359	6,676,000
15	1,363,000	923,000	532,000	1,188,000	1,191,000	670,000	0	1,142,000	1,738,149	7,009,000
16	1,064,000	193,000	347,000	932,000	1,253,000	852,000	0	771,060	1,995,892	5,412,060
17	284,000	97,000	4,000	194,000	1,121,000	871,000	0	1,110,000	1,175,120	3,681,000
18	754,000	467,000	2,000	283,000	1,196,000	923,000	0	1,330,000	552,531	4,955,000
19	1,051,000	320,000	267,000	333,000	816,000	1,019,000	0	1,050,000	1,689,428	4,856,000
20	1,286,000	304,000	491,000	1,115,000	1,180,000	929,000	0	1,320,000	1,605,121	6,625,000
21	1,308,000	1,010,000	558,000	1,262,000	868,000	888,000	0	1,160,000	2,049,410	7,054,000
22	1,205,000	1,263,000	483,000	393,382	886,000	967,000	0	1,330,000	1,864,090	6,527,382
23	1,528,000	517,000	488,000	192,000	1,262,000	993,000	0	1,270,000	2,160,176	6,250,000
24	894,000	375,000	341,000	1,368,000	1,148,000	927,000	0	1,120,000	1,942,740	6,173,000
25	747,000	211,000	319,000	362,000	989,000	818,000	0	770,000	1,751,903	4,216,000
26	1,471,000	580,000	585,000	1,077,000	1,077,000	1,267,000	0	1,580,000	2,052,021	7,637,000
27	1,102,000	554,000	497,000	872,000	903,000	729,000	0	950,000	1,841,959	5,607,000
28	1,450,000	720,000	550,000	854,000	1,334,000	1,009,000	0	1,270,000	2,567,981	7,187,000
29	1,630,000	986,000	632,000	550,000	1,136,000	1,038,000	0	700,000	1,532,339	6,672,000
30	364,000	525,000	447,000	897,000	1,253,000	1,000,000	0	1,020,000	2,142,278	5,506,000
31	0	236,000	181,000	0	1,246,000	970,000	0	940,000	1,959,490	3,573,000
TOTALS	30,580,000	20,331,000	12,063,000	26,954,382	30,198,000	27,523,000	0	33,051,060	58,328,327	239,028,769

CITY OF LIVINGSTON PRODUCTION REPORTS 2021

Aug-21	8	9	11	12	13	14	15	16	17	TOTALS
1	2,000	519,000	411,000	501,000	1,119,000	1,177,000	0	830,000	1,903,954	4,559,000
2	1,445,000	712,000	558,000	1,001,000	1,143,000	950,000	0	1,100,000	2,191,333	6,909,000
3	793,000	614,000	547,000	856,000	1,469,000	1,034,000	0	1,470,000	2,080,526	6,783,000
4	1,013,000	832,000	575,000	801,000	1,125,000	969,000	0	1,110,000	2,089,621	6,425,000
5	1,146,000	706,000	678,000	1,074,000	1,110,000	1,139,000	0	1,420,000	1,835,328	7,273,000
6	662,000	336,000	385,000	835,000	1,376,000	857,000	0	980,000	2,101,139	5,431,000
7	289,000	190,000	210,000	433,000	1,081,000	987,000	0	1,160,000	1,926,012	4,350,000
8	563,000	406,000	331,000	395,000	1,312,000	1,081,000	0	1,200,000	1,705,009	5,288,000
9	1,105,000	603,000	632,000	897,000	1,257,000	1,087,000	0	1,090,000	2,020,401	6,671,000
10	870,000	416,000	547,000	1,189,000	1,281,000	1,007,000	0	1,410,000	1,981,689	6,720,000
11	1,070,000	464,000	574,000	1,296,000	1,355,000	1,024,000	0	590,000	1,958,921	6,373,000
12	1,087,000	454,000	584,000	1,228,000	1,268,000	810,000	0	1,310,000	2,070,599	6,741,000
13	906,000	218,000	459,000	1,244,000	1,157,000	874,000	0	360,000	2,025,198	5,218,000
14	399,000	21,000	8,000	1,281,000	1,260,000	1,026,000	0	0	1,390,393	3,995,000
15	1,061,000	751,000	457,000	1,606,000	1,524,000	1,044,000	0	440,000	0	6,883,000
16	1,319,000	319,000	505,000	1,123,000	943,000	1,050,000	0	1,180,000	1,949,929	6,439,000
17	1,459,000	872,000	655,000	1,053,000	1,272,000	1,020,000	0	1,260,000	2,385,392	7,591,000
18	1,714,000	804,000	706,000	0	1,431,000	1,025,000	0	1,250,000	2,198,610	6,930,000
19	1,101,000	378,000	501,000	841,000	1,272,000	895,000	0	1,060,000	2,167,848	6,048,000
20	720,000	103,000	359,000	963,000	1,060,000	690,000	0	1,190,000	1,833,311	5,085,000
21	74,000	0	0	1,206,000	1,217,000	113,000	0	850,000	979,229	3,460,000
22	680,000	42,000	315,000	1,320,000	1,308,000	474,000	0	620,000	1,686,021	4,759,000
23	1,287,000	256,000	701,000	1,259,000	1,156,000	768,000	0	1,190,000	1,930,299	6,617,000
24	1,102,000	533,000	473,000	1,137,000	1,276,000	943,000	0	1,070,000	1,923,511	6,534,000
25	1,349,000	356,000	564,000	1,288,000	1,293,000	842,000	0	420,000	1,994,729	6,112,000
26	1,169,000	269,000	629,000	1,450,000	1,320,000	642,000	0	1,000,000	2,288,761	6,479,000
27	526,000	35,000	416,000	1,017,000	1,098,000	616,000	0	1,010,000	1,662,974	4,718,000
28	67,000	24,000	39,000	1,252,000	1,234,000	665,000	0	0	1,639,497	3,281,000
29	558,000	84,000	387,000	1,355,000	1,268,000	604,000	0	610,000	1,653,221	4,866,000
30	1,226,000	256,000	575,000	1,493,000	1,126,000	860,000	0	1,220,000	1,975,209	6,756,000
31	1,330,000	535,000	601,000	868,000	1,254,000	547,000	0	1,360,000	2,495,589	6,495,000
TOTALS	28,092,000	12,108,000	14,382,000	32,262,000	38,365,000	26,820,000	0	29,760,000	58,044,253	239,833,253

CITY OF LIVINGSTON PRODUCTION REPORTS 2021

Sep-21	8	9	11	12	13	14	15	16	17	TOTALS
1	1,355,000	105,000	647,000	1,293,000	1,353,000	510,249	0	1,330,000	2,079,072	6,593,249
2	1,182,000	231,000	582,000	1,292,000	1,109,000	628,000	0	250,000	2,033,489	5,274,000
3	609,000	40,000	397,000	134,000	1,341,000	226,000	0	1,820,000	2,142,499	4,567,000
4	920,000	163,000	158,000	534,000	879,000	43,000	0	250,000	1,818,721	2,947,000
5	93,000	57,000	6,000	1,325,000	1,177,000	263,000	0	0	1,682,176	2,921,000
6	713,000	224,000	371,000	1,121,000	1,329,000	978,000	0	500,000	1,243,454	5,236,000
7	1,122,000	353,000	619,000	649,000	1,252,000	701,000	0	1,160,000	2,113,612	5,856,000
8	1,264,000	748,000	659,000	1,173,000	1,261,000	815,000	0	1,230,000	2,039,483	7,150,000
9	1,223,000	704,000	581,000	1,173,000	1,196,000	819,000	0	1,260,000	2,106,044	6,956,000
10	323,000	164,000	365,000	1,019,000	1,234,000	799,000	0	830,000	1,814,955	4,734,000
11	226,000	266,000	16,000	1,140,000	1,245,000	677,000	0	460,000	537,581	4,030,000
12	463,000	203,000	344,000	1,161,000	1,204,000	897,000	0	760,000	1,146,569	5,032,000
13	1,159,000	564,000	691,000	1,118,000	1,214,000	978,000	0	1,110,000	1,947,831	6,834,000
14	1,234,000	523,000	541,000	1,176,000	1,223,000	860,000	0	1,220,000	2,056,929	6,777,000
15	1,244,000	467,000	620,000	1,167,000	1,265,000	991,000	0	1,210,000	2,088,971	6,964,000
16	970,000	254,000	637,000	1,183,000	1,354,000	951,000	0	1,000,000	2,031,001	6,349,000
17	691,000	190,000	436,000	1,073,000	1,034,000	313,000	0	1,110,000	1,811,213	4,847,000
18	330,000	0	0	1,243,000	1,263,000	469,000	0	1,000,000	0	4,305,000
19	833,000	322,000	358,000	1,177,000	1,232,000	598,000	0	1,126,000	0	5,646,000
20	1,447,000	501,000	650,000	1,213,000	1,254,000	875,000	0	1,280,000	909,855	7,220,000
21	1,291,000	316,000	630,000	1,128,000	1,215,000	629,000	0	1,162,000	2,086,121	6,371,000
22	1,447,000	379,000	636,000	1,135,000	1,703,000	400,000	0	1,358,000	2,119,809	7,058,000
23	1,340,000	311,000	616,000	1,194,000	1,228,000	346,000	0	1,240,000	2,074,112	6,275,000
24	601,000	76,000	465,000	1,091,000	1,156,000	340,000	0	1,000,000	1,909,337	4,729,000
25	9,000	2,000	4,000	1,104,000	1,185,000	282,000	0	610,000	828,941	3,196,000
26	550,000	61,000	286,000	1,052,000	1,217,000	125,000	0	610,000	1,448,131	3,901,000
27	1,254,000	180,000	672,000	1,185,000	1,206,000	251,000	0	1,270,000	2,156,229	6,018,000
28	1,369,000	232,000	648,000	1,140,000	1,255,000	593,000	0	1,090,000	1,988,803	6,327,000
29	1,182,000	189,000	637,000	1,097,000	1,197,000	637,000	0	1,260,000	2,138,388	6,199,000
30	1,464,000	229,000	728,000	1,133,000	1,253,000	635,000	0	1,240,000	2,052,219	6,682,000
TOTALS	27,908,000	8,054,000	14,000,000	32,623,000	37,034,000	17,629,249	0	29,746,000	50,405,545	217,399,794

CITY OF LIVINGSTON PRODUCTION REPORTS 2021

Oct-21	8	9	11	12	13	14	15	16	17	TOTALS
1	650000	87,000	439,000	1,086,000	1,242,000	90,000	0	990,000	1,935,241	4,584,000
2	50000	9,000	6,000	1,101,000	1,168,000	325,000	0	190,000	1,702,119	2,849,000
3	587000	61,000	357,000	1,169,000	1,249,000	915,000	0	430,000	1,162,291	4,768,000
4	1345000	289,000	644,000	1,524,000	1,225,000	458,000	0	1,130,000	2,018,789	6,615,000
5	1104000	163,000	641,000	1,074,000	1,165,000	558,000	0	1,060,000	1,906,620	5,765,000
6	1518000	308,000	745,000	1,421,000	1,603,000	984,000	0	1,270,000	2,145,323	7,849,000
7		99,000	551,000	859,000	906,000	697,000	0	1,140,000	2,011,245	4,252,000
8	326000	29,000	442,000	1,055,000	1,173,000	468,000	0	770,000	1,833,909	4,263,000
9	3000	0	0	1,093,000	1,186,000	308,000	0	390,000	796,609	2,980,000
10	344000	82,000	371,000	1,147,000	1,253,000	610,000	0	840,000	1,230,784	4,647,000
11	1489000	238,000	499,000	1,221,000	1,187,000	363,000	0	1,230,000	2,044,251	6,227,000
12	820000	82,000	595,000	1,004,000	1,273,000	666,000	0	1,080,000	2,055,399	5,520,000
13	1268000	93,000	667,000	1,142,000	1,206,000	762,000	0	1,020,000	2,162,588	6,158,000
14	1083000	114,000	618,000	1,105,000	1,401,000	629,000	0	1,100,000	1,922,551	6,050,000
15	530000	34,000	483,000	1,139,000	1,087,000	837,000	0	850,000	1,974,421	4,960,000
16	34000	5,000	1,000	1,063,000	1,166,000	356,000	0	100,000	1,359,185	2,725,000
17	408000	236,000	284,000	1,116,000	1,199,000	593,000	0	0	1,714,195	3,836,000
18	765000	791,000	725,000	1,060,000	1,181,000	666,000	0	800,000	1,928,761	5,988,000
19	973000	325,000	602,000	1,139,000	1,483,000	244,000	0	1,170,000	2,095,899	5,936,000
20	680000	424,000	589,000	1,062,000	1,042,000	361,000	0	1,150,000	2,207,284	5,308,000
21	917000	408,000	667,000	1,025,000	1,110,000	484,000	0	1,200,000	1,839,784	5,811,000
22	302000	118,000	433,000	1,140,000	1,159,000	859,000	0	150,000	1,600,835	4,161,000
23	400	0	1,000	1,025,000	1,140,000	398,000	0	0	574,012	2,568,000
24	502000	251,000	336,000	53,000	1,410,000	996,000	0	0	1,535,186	3,548,000
25	545000	627,000	622,000	0	1,065,000	909,000	0	960,000	1,973,119	4,728,000
26	359000	788,000	0	816,000	1,211,000	271,000	0	1,090,000	2,127,416	4,535,000
27	516000	1,031,000	0	761,000	1,248,000	965,000	0	280,000	1,827,123	4,801,000
28	545000	634,000	493,000	1,409,000	1,154,000	549,000	0	1,010,000	1,733,648	5,794,000
29	116000	355,000	2,051,000	992,000	1,243,000	607,000	0	580,000	1,425,605	5,944,000
30	169606	100,000	0	1,088,000	1,806,000	293,000	0	0	0	3,456,606
31		751,000	291,000		1,267,000	459,000	0	0	893,498	2,768,000
TOTALS	17,952,606	8,532,000	14,153,000	30,889,000	38,208,000	17,680,000	0	21,980,000	51,737,690	201,132,296

CITY OF LIVINGSTON PRODUCTION REPORTS 2021

Nov-21	8	9	11	12	13	14	15	16	17	TOTALS
1	497,000	978,000	654,000	984,000	1,208,000	461,000	0	40,000	1,933,939	4,822,000
2	428,000	871,000	642,000	1,057,000	1,223,000	134,000	0	1,160,000	1,782,591	5,515,000
3	132,000	864,000	652,000	104,920	1,221,000	371,000		1,080,000	1,842,449	6,267,369
4	255,000	910,000	646,000	1,057,000	1,192,000	551,000		1,050,000	1,792,011	7,453,011
5	6,000	382,000	249,000	995,000	1,147,000	308,000		870,000	1,381,020	5,338,020
6	3,000	0	0	1,054,000	1,130,000	277,000		40,000	0	2,504,000
7	551,000	599,000	2,787,000	1,137,000	283,000	805,000		70,000	955,498	7,187,498
8	776,000	59,000	557,000	1,052,000	1,260,000	695,000	0	770,000	1,665,611	6,834,611
9	880,000	61,000	624,000	1,041,000	1,157,000	247,000	0	11,000	1,717,029	5,738,029
10	862,000	18,000	250,000	878,000	1,193,000	243,000		930,000	1,158,132	5,532,132
11	653,000	696,000	403,000	1,186,000	1,273,000	206,000		1,060,000	0	5,477,000
12	643,000	166,000	381,000	819,000	1,037,000	445,000		790,000	1,075,726	5,356,726
13	782,000	9,000	248,000	1,140,000	1,290,000	232,000		980,000	1,447,612	6,128,612
14	854,000	595,000	30,000	1,061,000	0	542,000		1,010,000	0	4,092,000
15	944,000	262,000	589,000	1,039,000	987,000	246,000		1,160,000	1,712,351	6,939,351
16	933,000	32,000	642,000	1,031,000	1,206,000	218,000		1,180,000	1,795,530	7,037,530
17	991,000	77,000	588	1,008,000	1,179,000	245,000		1,080,000	1,924,211	6,504,799
18	904,000	218,000	607,000	1,012,000	1,272,000	497,000		850,000	1,853,237	7,213,237
19	549,000	17,000	191,000	802,000	1,042,000	270,000	0	640,000	904,139	4,415,139
20	68,000	0	0	1,160,000	1,292,000	447,000	0	0	25,566	2,992,566
21	604,000	0	276,000	935,000	1,217,000	715,000	0	0	646,958	4,393,958
22	972,000	0	631,339	1,161,000	1,175,000	491,000	0	990,000	1,734,698	7,155,037
23	953,000	0	563,000	120,000	1,326,000	374,000	0	1,070,000	1,967,441	6,373,441
24	869,000	0	228,000	879,000	1,048,000	783,000	0	150,000	978,458	4,935,458
25	961,000	0	249,000	1,097,000	1,227,000	106,000	0	0	916,503	4,556,503
26	1,094,000	465,000	566,000	907,000	1,188,000	185,000	0	0	1,769,289	6,174,289
27	920,000	405,000	310,000	996,000	1,203,000	260,000	0	0	1,361,668	5,455,668
28	633,000	781,000	101,000	1,016,000	1,262,000	17,000		0	1,123,424	4,933,424
29	922,000	1,382,000	500,000	997,000	1,186,000	511,000			1,532,498	7,030,498
30	972,000	398,000	610,000	976,000	1,210,000	1,038,000	0		1,817,107	7,021,107
TOTALS	20,611,000	10,245,000	14,186,927	28,701,920	33,634,000	11,920,000	0	16,981,000	38,814,696	175,094,543

CITY OF LIVINGSTON PRODUCTION REPORTS 2021

Dec-21	8	9	11	12	13	14	15	16	17	TOTALS
1	910,000	1,287,000	551,000	993,000	1,169,000	632,000	0	0	1,616,053	5,542,000
2	158,000	1,413,000	472,000	984,000	1,173,000	931,000	0	780,000	1,217,665	5,911,000
3	603,000	890,000	62,000	955,000	1,175,000	68,000	0	940,000	655,210	4,693,000
4	7,000	0	0	909,000	1,039,000	0	0	580,000	0	2,535,000
5	632,000	0	314,000	1,060,000	1,253,000	352,000	0	880,000	0	4,491,000
6	1,049,000	0	622,000	1,025,000	1,223,000	283,000	0	1,330,000	1,804,065	5,532,000
7	956,000	2,000	576,000	944,000	1,258,000	363,000	0	1,100,000	1,664,214	5,199,000
8	858,000	1,608,000	581,000	1,028,000	1,292,000	229,000	0	1,070,000	1,151,435	6,666,000
9	944,000	1,114,000	475,000	898,000	1,030,000	135,000	0	160,000	1,495,351	4,756,000
10	700,000	364,000	158,000	1,021,000	1,230,000	343,000	0	0	1,184,111	3,816,000
11	473,000	0	67,000	1,014,000	245,000	18,000	0	0	450,338	1,817,000
12	503,000	0	291,000	868,000	624,000	766,000	0	0	1,190,931	3,052,000
13	955,000	248,000	697,000	1,025,000	1,183,000	1,095,000	0	70,000	1,571,550	5,273,000
14	0	860,000	576,000	897,000	1,173,000	944,000	0	90,000	1,318,509	4,540,000
15	0	1,106,000	605,000	953,000	1,195,000	1,072,000	0	0	1,272,701	4,931,000
16	55,000	1,032,000	602,000	961,000	1,354,000	1,023,000	0	1,840,000	1,197,157	6,867,000
17	0	1,138,000	643,000	1,014,000	1,076,000	1,132,000	0	490,000	1,296,583	5,493,000
18	15,000	387,000	170,000	969,000	975,000	1,039,000	0	0	1,001,076	3,555,000
19	13,000	0	315,000	544,000	141,000	643,000	0	440,000	1,224,044	2,096,000
20	154,000	0	837,000	1,510,000	1,113,000	1,244,000	0	470,000	1,634,731	5,328,000
21	0	890,000	667,000	840,000	1,279,000	991,000	0	50,000	1,267,709	4,717,000
22	672,000	706,000	422,000	876,000	1,130,000	957,000	0	0	1,097,051	4,763,000
23	439,000	485,000	474,000	1,053,000	969,000	1,079,000	0	0	1,038,597	4,499,000
24	204,000	4,000	40,000	894,000	884,000	336,000	0	0	0	2,362,000
25	57,000	0	54,000	155,000	1,142,000	27,000	0	0	757,174	1,435,000
26	131,000	0	521,000	886,000	1,216,000	620,000	0	0	651,698	3,374,000
27	236,000	948,000	927,000	842,000	1,186,000	1,438,000	0	0	1,250,819	5,577,000
28	599,000	472,000	503,000	927,000	1,360,000	808,000	0	0	1,475,621	4,669,000
29	704,000		673,000	839,000	1,172,000	1,059,000	0	0	1,272,749	4,447,000
30	880,000		679,000	856,000	1,083,000	1,110,000	0	0	1,482,376	4,608,000
31	158,000				883,000		0	0	782,479	1,041,000
TOTALS	13,065,000	14,954,000	13,574,000	27,740,000	33,225,000	20,737,000	0	10,290,000	34,021,997	167,606,997

CITY OF LIVINGSTON PRODUCTION REPORTS 2020

2020										
WELL #	8	9	11	12	13	14	15	16	17	TOTALS
JANUARY	15,539,000	40,298,000	13,933,000	15,026,000	32,495,000	29,903,000	0	7,611,000	33,582,796	188,387,796
FEBRUARY	29,722,000	35,041,000	16,396,000	20,389,000	33,605,000	31,149,000	0	0	30,433,774	196,735,774
MARCH	29,801,000	36,638,000	15,200,000	29,152,000	32,150,000	33,746,000	0	0	33,760,097	210,447,097
APRIL	30,346,000	36,430,000	15,817,000	29,122,000	28,183,000	35,340,000	0	0	36,088,842	211,326,842
MAY	28,966,000	30,405,000	13,473,000	33,554,000	38,521,000	36,380,000	0	7,980,000	58,806,653	248,085,653
JUNE	27,443,000	38,017,000	14,812,000	34,405,000	37,824,000	29,591,000	0	25,610,000	57,547,523	265,249,523
JULY	34,007,000	41,223,000	15,377,000	38,097,000	38,753,000	35,470,000	0	25,440,000	60,726,016	289,093,016
AUGUST	38,373,000	42,199,000	15,846,000	38,832,000	38,696,000	34,286,000	0	23,374,000	56,692,196	288,298,196
SEPTEMBER	27,927,000	48,351,000	17,946,000	30,387,000	29,977,000	31,820,000	0	17,519,000	47,672,483	251,599,483
OCTOBER	18,480,000	36,443,000	15,277,000	33,256,000	31,051,000	28,554,000	0	22,578,000	43,922,376	229,561,376
NOVEMBER	17,758,000	38,667,000	11,031,000	30,251,000	22,244,000	28,464,000	0	13,460,000	44,604,231	206,479,231
DECEMBER	21,961,000	39,212,000	10,373,000	12,081,700	24,731,000	22,263,000	0	16,830,000	46,780,378	194,232,078
TOTALS(in gal)	320,323,000	462,924,000	175,481,000	344,552,700	388,230,000	376,966,000	0	160,402,000	550,617,365	2,779,496,065

CITY OF LIVINGSTON PRODUCTION REPORTS 2020

Jan-20	8	9	11	12	13	14	15	16	17	TOTALS
1	1,091,000	1,254,000	288,000	1,723,000	201,000	1,317,000	0	0	91,946	5,965,946
2	592,000	1,352,000	15,000	1,316,000	1,228,000	1,227,000	0	80,000	604,121	6,414,121
3	1,120,000	1,647,000	39,000	1,493,000	1,359,000	1,401,000	0	0	241,560	7,300,560
4	929,000	1,457,000	136,000	1,244,000	3,000	1,089,000	0	0	63,956	4,921,956
5	1,016,000	1,567,000	371,000	0	69,000	480,000	0	0	886,556	4,389,556
6	981,000	1,552,000	753,000	190,000	802,000	1,320,000	0	10,000	1,983,495	7,591,495
7	1,006,000	1,512,000	121,000	1,324,000	1,218,000	1,278,000	0	21,000	1,066,084	7,546,084
8	226,000	1,564,000	661,000	1,225,000	1,310,000	1,303,000	0	3,000	931,163	7,223,163
9	959,000	1,534,000	653,000	1,433,000	1,251,000	1,188,000	0	0	197,105	7,215,105
10	1,093,000	1,644,000	295,000	1,726,000	1,476,000	1,226,000	0	0	280,531	7,740,531
11	405,000	1,057,000	1,000	511,000	690,000	202,000	0	60,000	994,034	3,920,034
12	559,000	1,083,000	8,000	925,000	617,000	666,000	0	37,000	321,620	4,216,620
13	949,000	1,420,000	601,000	102,000	1,130,000	1,250,000	0	700,000	1,216,771	7,368,771
14	1,075,000	1,574,000	284,000	68,000	1,399,000	1,359,000	0	290,000	1,818,755	7,867,755
15	1,043,000	1,522,000	375,000	276,000	26,000	1,242,000	0	630,000	1,855,037	6,969,037
16	984,000	1,539,000	716,000	74,000	0	1,270,000	0	780,000	2,354,898	7,717,898
17	919,000	1,409,000	204,000	100,000	1,235,000	218,000	0	520,000	1,254,086	5,859,086
18	886,000	1,420,000	0	0	1,060,000	0	0	20,000	108,042	3,494,042
19	876,000	1,529,000	328,000	7,000	1,291,000	446,000	0	140,000	620,058	5,237,058
20	1,280,000	390,000	868,000	1,278,000	1,000,000	1,465,000	0	900,000	373,054	7,554,054
21	873,000	1,359,000	612,000	0	1,257,000	633,000	0	800,000	1,440,180	6,974,180
22	1,005,000	1,532,000	776,000	0	1,441,000	1,299,000	0	10,000	1,563,900	7,626,900
23	907,000	1,574,000	812,000	0	1,409,000	560,000	0	680,000	1,706,430	7,648,430
24	663,000	1,111,000	655,000	0	1,427,000	456,000	0	760,000	994,403	6,066,403
25	239,000	0	300,000	0	1,402,000	4,000	0	610,000	818,547	3,373,547
26	930,000	0	314,000	0	1,251,000	561,000	0	300,000	2,153,065	5,509,065
27	1,164,000	657,000	832,000	6,000	1,443,000	1,340,000	0	260,000	1,811,212	7,513,212
28	1,003,000	1,554,000	675,000	0	1,437,000	1,342,000	0	0	1,636,156	7,647,156
29	973,000	1,515,000	757,000	4,000	1,292,000	1,286,000	0	0	1,492,211	7,319,211
30	929,000	1,535,000	777,000	1,000	1,427,000	1,289,000	0	0	1,345,953	7,303,953
31	865,000	1,435,000	706,000	0	1,344,000	1,186,000	0	0	1,357,867	6,893,867
TOTALS	15,539,000	40,298,000	13,933,000	15,026,000	32,495,000	29,903,000	0	7,611,000	33,582,796	188,387,796

CITY OF LIVINGSTON PRODUCTION REPORTS 2020

Feb-20	8	9	11	12	13	14	15	16	17	TOTALS
1	882,000	1,396,000	534,000	0	1,298,000	883,000	0	0	1,138,255	6,131,255
2	1,109,000	40,000	400,000	42,000	1,426,000	595,000	0	0	1,409,659	5,021,659
3	965,000	1,564,000	789,000	25,000	1,368,000	1,178,000	0	0	1,417,619	7,306,619
4	1,008,000	1,550,000	777,000	0	1,363,000	1,271,000	0	0	1,850,067	7,819,067
5	958,000	1,467,000	747,000	31,000	1,501,000	1,283,000	0	0	1,390,770	7,377,770
6	996,000	1,578,000	793,000	37,000	1,356,000	1,316,000	0	0	1,761,911	7,837,911
7	946,000	1,481,000	715,000	87,000	1,210,000	969,000	0	0	1,512,337	6,920,337
8	394,000	816,000	575,000	143,000	1,454,000	1,132,000	0	0	199,218	4,713,218
9	1,786,000	395,000	618,000	348,000	1,356,000	1,205,000	0	0	977,499	6,685,499
10	1,254,000	1,544,000	780,000	1,453,000	1,416,000	87,000	0	0	1,561,158	8,095,158
11	1,175,000	1,544,000	787,000	1,512,000	1,275,000	1,054,000	0	0	648,786	7,995,786
12	993,000	1,509,000	751,000	547,000	1,351,000	1,285,000	0	0	1,173,385	7,609,385
13	1,056,000	1,529,000	769,000	1,588,000	1,443,000	1,304,000	0	0	626,299	8,315,299
14	1,077,000	1,449,000	709,000	1,370,000	1,316,000	1,259,000	0	0	689,697	7,869,697
15	856,000	1,299,000	564,000	1,348,000	1,197,000	1,149,000	0	0	359,188	6,772,188
16	754,000	113,000	32,000	1,376,000	58,000	822,000	0	0	153,486	3,308,486
17	1,000,000	39,000	43,000	1,420,000	201,000	754,000	0	0	1,822,332	5,279,332
18	1,157,000	1,436,000	652,000	1,519,000	1,362,000	1,153,000	0	0	71,550	7,350,550
19	1,011,000	1,543,000	756,000	199,000	1,485,000	1,317,000	0	0	1,617,265	7,928,265
20	1,081,000	1,554,000	762,000	25,000	1,329,000	1,292,000	0	0	1,858,862	7,901,862
21	894,000	1,324,000	517,000	408,000	1,402,000	1,267,000	0	0	1,008,804	6,820,804
22	1,563,000	19,000	157,000	1,248,000	140,000	471,000	0	0	1,125,522	4,723,522
23	800,000	1,304,000	347,000	37,000	77,000	750,000	0	0	1,135,994	4,450,994
24	1,546,000	1,679,000	210,000	1,465,000	1,406,000	1,455,000	0	0	1,564,818	9,325,818
25	677,000	1,322,000	633,000	1,073,000	1,392,000	1,140,000	0	0	71,248	6,308,248
26	984,000	1,506,000	712,000	1,464,000	661,000	1,306,000	0	0	1,366,272	7,999,272
27	1,026,000	1,504,000	706,000	1,285,000	1,242,000	1,287,000	0	0	883,151	7,933,151
28	1,025,000	1,553,000	526,000	339,000	1,202,000	1,340,000	0	0	692,364	6,677,364
29	749,000	984,000	35,000	0	1,318,000	825,000	0	0	346,258	3,911,000
Totals	29,722,000	35,041,000	16,396,000	20,389,000	33,605,000	31,149,000	0	0	30,433,774	196,735,774

CITY OF LIVINGSTON PRODUCTION REPORTS 2020

Mar-20	8	9	11	12	13	14	15	16	17	TOTALS
1	326,000	916,000	404,000	315,000	1,275,000	690,000	0	0	1,017,329	4,943,329
2	1,183,000	1,517,000	574,000	1,172,000	1,519,000	980,000	0	0	1,536,454	8,481,454
3	1,174,000	1,502,000	538,000	1,225,000	1,259,000	1,307,000	0	0	1,110,090	8,115,090
4	1,003,000	1,504,000	650,000	871,000	1,354,000	1,304,000	0	0	1,554,510	8,240,510
5	1,103,000	1,485,000	717,000	859,000	1,432,000	1,295,000	0	0	1,683,300	8,574,300
6	887,000	1,381,000	604,000	782,000	1,206,000	1,177,000	0	0	1,061,634	7,098,634
7	816,000	1,439,000	423,000	17,000	1,267,000	503,000	0	0	1,149,526	5,614,526
8	1,025,000	1,278,000	40,000	1,128,000	290,000	1,024,000	0	0	1,480,253	6,265,253
9	1,472,000	1,367,000	150,000	1,051,000	1,358,000	1,169,000	0	0	1,512,731	8,079,731
10	1,245,000	1,499,000	368,000	1,401,000	1,473,000	874,000	0	0	1,260,537	8,120,537
11	1,299,000	1,487,000	695,000	1,513,000	1,352,000	663,000	0	0	1,129,339	8,138,339
12	1,214,000	1,583,000	728,000	1,446,000	1,395,000	1,317,000	0	0	967,082	8,650,082
13	956,000	1,352,000	347,000	1,354,000	1,044,000	1,252,000	0	0	1,020,108	7,325,108
14	700,000	1,033,000	436,000	1,567,000	26,000	815,000	0	0	580,525	5,157,525
15	452,000	152,000	320,000	1,431,000	1,152,000	727,000	0	0	1,155,392	5,389,392
16	1,484,000	846,000	334,000	829,000	1,432,000	1,334,000	0	0	1,007,484	7,266,484
17	928,000	1,475,000	450,000	783,000	1,498,000	1,029,000	0	0	1,279,238	7,442,238
18	1,236,000	1,506,000	736,000	1,516,000	1,359,000	835,000	0	0	569,251	7,757,251
19	993,000	1,515,000	745,000	950,000	1,322,000	1,322,000	0	0	1,143,682	7,990,682
20	892,000	1,198,000	463,000	1,282,000	1,185,000	1,231,000	0	0	196,948	6,447,948
21	11,000	249,000	2,000	1,000	357,000	902,000	0	0	832,853	2,354,853
22	421,000	686,000	307,000	364,000	65,000	1,257,000	0	0	1,344,571	4,444,571
23	1,055,000	1,540,000	775,000	700,000	706,000	1,035,000	0	0	1,775,611	7,586,611
24	1,044,000	1,514,000	728,000	1,433,000	995,000	821,000	0	0	506,163	7,041,163
25	1,006,000	1,493,000	710,000	1,501,000	929,000	1,318,000	0	0	0	6,957,000
26	1,126,000	1,198,000	722,000	911,000	1,101,000	1,318,000	0	0	1,098,802	7,474,802
27	792,000	1,353,000	398,000	2,000	739,000	1,325,000	0	0	1,175,934	5,784,934
28	487,000	6,000	0	0	626,000	1,295,000	0	0	769,443	3,183,443
29	979,000	448,000	331,000	77,000	465,000	855,000	0	0	1,489,907	4,644,907
30	1,316,000	1,053,000	769,000	1,107,000	1,019,000	1,507,000	0	0	1,319,617	8,090,617
31	1,176,000	1,063,000	736,000	1,564,000	950,000	1,265,000	0	0	1,031,783	7,785,783
TOTALS	29,801,000	36,638,000	15,200,000	29,152,000	32,150,000	33,746,000	0	0	33,760,097	210,447,097

CITY OF LIVINGSTON PRODUCTION REPORTS 2020

Apr-20	8	9	11	12	13	14	15	16	17	TOTALS
1	1,303,000	1,024,000	698,000	931,000	1,078,000	1,328,000	0	0	154,437	6,362,000
2	1,238,000	1,052,000	713,000	1,507,000	936,000	1,327,000	0	0	1,058,270	6,773,000
3	1,118,000	1,071,000	543,000	1,027,000	1,014,000	1,347,000	0	0	1,231,876	6,120,000
4	728,000	750,000	0	1,000	891,000	1,252,000	0	0	855,966	3,622,000
5	982,000	528,000	325,000	514,000	881,000	769,000	0	0	255,660	3,999,000
6	1,442,000	1,034,000	749,000	1,706,000	1,236,000	1,354,000	0	0	68,902	7,521,000
7	1,301,000	1,126,000	665,000	954,000	1,056,000	506,000	0	0	1,324,742	5,608,000
8	1,189,000	1,363,000	474,000	1,405,000	933,000	899,000	0	0	933,635	6,263,000
9	962,000	1,313,000	678,000	0	830,000	1,087,000	0	0	2,179,513	4,870,000
10	972,000	1,398,000	613,000	944,000	684,000	1,278,000	0	0	698,929	5,889,000
11	752,000	1,929,000	236,000	7,000	472,000	1,229,000	0	0	282,574	4,625,000
12	382,000	498,000	406,000	955,000	516,000	416,000	0	0	1,059,770	3,173,000
13	1,115,000	1,277,000	714,000	122,000	1,071,000	1,366,000	0	0	2,048,397	5,665,000
14	985,000	1,352,000	707,000	1,398,000	829,000	1,340,000	0	0	1,079,642	6,611,000
15	2,069,000	1,394,000	725,000	1,499,000	833,000	1,374,000	0	0	1,393,887	7,894,000
16	29,000	1,312,000	652,000	1,431,000	781,000	1,254,000	0	0	1,632,977	5,459,000
17	764,000	1,311,000	558,000	1,269,000	631,000	1,180,000	0	0	988,834	5,713,000
18	0	1,325,000	0	0	558,000	1,208,000	0	0	582,525	3,091,000
19	654,000	1,404,000	160,000	69,000	925,000	1,195,000	0	0	1,343,311	4,407,000
20	1,295,000	1,352,000	754,000	1,560,000	1,024,000	1,351,000	0	0	981,290	7,336,000
21	1,280,000	1,217,000	696,000	1,397,000	1,127,000	1,370,000	0	0	1,210,740	7,087,000
22	1,219,000	1,243,000	684,000	1,011,000	987,000	1,327,000	0	0	1,701,360	6,471,000
23	1,466,000	1,247,000	695,000	1,497,000	1,178,000	1,250,000	0	0	1,525,040	7,333,000
24	1,177,000	1,326,000	454,000	885,000	1,274,000	1,257,000	0	0	1,486,767	6,373,000
25	762,000	1,172,000	0	435,000	419,000	1,072,000	0	0	1,089,000	3,860,000
26	738,000	1,236,000	326,000	795,000	959,000	1,171,000	0	0	1,287,814	5,225,000
27	1,122,000	1,237,000	684,000	1,374,000	1,055,000	1,251,000	0	0	1,922,898	6,723,000
28	1,103,000	1,285,000	649,000	1,314,000	1,197,000	1,227,000	0	0	1,909,400	6,775,000
29	1,133,000	1,291,000	620,000	1,546,000	1,346,000	1,160,000	0	0	1,902,147	7,096,000
30	1,066,000	1,363,000	639,000	1,569,000	1,462,000	1,195,000	0	0	1,898,539	7,294,000
31										0
TOTALS	30,346,000	36,430,000	15,817,000	29,122,000	28,183,000	35,340,000	0	0	36,088,842	211,326,842

CITY OF LIVINGSTON PRODUCTION REPORTS 2020

May-20	8	9	11	12	13	14	15	16	17	TOTALS
1	1,057,000	1,443,000	481,000	1,236,000	1,146,000	1,230,000	0	0	1,565,035	6,593,000
2	276,000	1,262,000	14,000	0	1,304,000	1,058,000	0	0	1,594,877	3,914,000
3	507,000	1,286,000	279,000	623,000	1,209,000	890,000	0	0	1,747,949	4,794,000
4	1,127,000	1,342,000	628,000	1,453,000	1,345,000	1,246,000	0	0	1,851,050	7,141,000
5	1,230,000	1,313,000	572,000	1,292,000	1,058,000	1,186,000	0	0	1,928,010	6,651,000
6	1,158,000	1,473,000	630,000	1,575,000	1,488,000	1,286,000	0	0	2,266,379	7,610,000
7	1,087,000	1,315,000	559,000	1,318,000	1,286,000	1,128,000	0	0	1,864,300	6,693,000
8	864,000	1,396,000	367,000	1,174,000	1,361,000	1,192,000	0	0	1,892,752	6,354,000
9	548,000	1,302,000	1,000	33,000	898,000	1,190,000	0	0	1,173,962	3,972,000
10	823,000	1,310,000	254,000	1,148,000	673,000	1,065,000	0	0	976,387	5,273,000
11	1,221,000	1,370,000	631,000	1,407,000	1,139,000	1,193,000	0	0	2,127,260	6,961,000
12	1,342,000	1,516,000	644,000	1,433,000	1,244,000	1,252,000	0	0	2,156,485	7,431,000
13	1,294,000	1,503,000	605,000	1,362,000	1,331,000	1,230,000	0	0	2,374,468	7,325,000
14	1,212,000	1,476,000	581,000	1,383,000	1,373,000	1,221,000	0	0	2,247,420	7,246,000
15	1,107,000	1,514,000	479,000	763,000	1,326,000	1,216,000	0	0	2,167,066	6,405,000
16	732,000	1,422,000	202,000	753,000	1,297,000	1,171,000	0	0	2,173,800	5,577,000
17	555,000	1,290,000	257,000	1,000	1,261,000	978,000	0	0	1,881,382	4,342,000
18	1,093,000	1,501,000	596,000	724,000	1,092,000	1,226,000	0	0	2,027,134	6,232,000
19	989,000	509,000	547,000	884,000	1,378,000	1,188,000	0	590,000	2,189,081	6,085,000
20	1,310,000	97,000	635,000	1,408,000	1,358,000	1,336,000	0	310,000	2,376,915	6,454,000
21	1,412,000	873,000	698,000	1,468,000	1,431,000	1,269,000	0	1,220,000	2,334,300	8,371,000
22	627,000	1,147,000	252,000	1,217,000	1,103,000	1,172,000	0	70,000	1,729,934	5,588,000
23	708,000	1,000	5,000	1,118,000	1,226,000	1,329,000	0	0	1,864,988	4,387,000
24	292,000	0	1,000	862,000	1,195,000	1,043,000	0	0	1,303,533	3,393,000
25	950,000	361,000	328,000	571,000	1,273,000	964,000	0	0	1,495,484	4,447,000
26	949,000	1,286,000	619,000	1,304,000	1,190,000	1,261,000	0	1,070,000	2,171,889	7,679,000
27	1,068,000	1,400,000	659,000	1,470,000	1,419,000	1,212,000	0	1,050,000	2,308,501	8,278,000
28	1,073,000	1,277,000	600,000	1,762,000	1,449,000	1,218,000	0	1,190,000	2,347,990	8,569,000
29	1,068,000	1,383,000	631,000	1,039,000	1,114,000	1,163,000	0	1,130,000	1,530,133	7,528,000
30	759,000	1,226,000	411,000	1,387,000	1,200,000	1,144,000	0	730,000	1,904,472	8,002,472
31	528,000	1,144,000	307,000	1,386,000	1,354,000	1,123,000	0	620,000	1,233,717	7,167,717
TOTALS	28,966,000	30,405,000	13,473,000	33,554,000	38,521,000	36,380,000	0	7,980,000	58,806,653	248,085,653

CITY OF LIVINGSTON PRODUCTION REPORTS 2020

Jun-20	8	9	11	12	13	14	15	16	17	TOTALS
1	1,103,000	1,158,000	689,000	1,430,000	1,148,000	1,158,000	0	1,150,000	1,977,888	7,836,000
2	869,000	1,086,000	536,000	1,400,000	1,234,000	1,222,000	0	1,150,000	2,088,763	7,497,000
3	1,074,000	1,115,000	625,000	1,521,000	1,548,000	1,208,000	0	1,150,000	2,336,093	8,241,000
4	944,000	1,384,000	597,000	1,254,000	1,041,000	1,281,000	0	1,120,000	1,958,814	7,621,000
5	546,000	1,285,000	414,000	958,000	1,130,000	480,000	0	790,000	1,813,949	5,603,000
6	57,000	1,284,000	4,000	395,000	1,213,000	206,000	0	0	1,880,226	3,159,000
7	454,000	1,336,000	301,000	981,000	1,328,000	618,000	0	0	2,546,501	5,018,000
8	846,000	1,341,000	626,000	1,510,000	1,331,000	1,159,000	0	1,610,000	1,729,430	8,423,000
9	1,231,000	1,419,000	643,000	1,225,000	1,312,000	740,000	0	750,000	2,166,784	7,320,000
10	1,013,000	1,188,000	506,000	1,246,000	1,231,000	984,000	0	180,000	2,083,560	6,348,000
11	1,724,000	1,389,000	652,000	1,541,000	1,176,000	1,286,000	0	90,000	2,110,774	7,858,000
12	714,000	1,173,000	386,000	764,000	1,312,000	1,118,000	0	1,010,000	1,953,196	6,477,000
13	150,000	1,274,000	32,000	4,000	1,166,000	7,000	0	350,000	828,535	2,983,000
14	975,000	1,323,000	376,000	870,000	1,389,000	594,000	0	410,000	1,032,539	5,937,000
15	1,034,000	1,243,000	461,000	1,032,000	1,316,000	1,147,000	0	1,110,000	1,172,384	7,343,000
16	1,277,000	1,302,000	609,000	1,342,000	1,089,000	1,244,000	0	1,150,000	2,084,145	8,013,000
17	1,119,000	1,290,000	603,000	1,412,000	1,179,000	1,206,000	0	1,160,000	2,067,078	7,969,000
18	1,099,000	1,281,000	604,000	1,615,000	1,484,000	1,178,000	0	1,270,000	1,916,752	8,531,000
19	1,095,000	1,284,000	578,000	1,249,000	1,141,000	1,172,000	0	890,000	1,994,743	7,409,000
20	471,000	1,282,000	504,000	967,000	1,338,000	1,085,000	0	470,000	1,565,446	6,117,000
21	757,000	1,269,000	550,000	861,000	1,217,000	731,000	0	580,000	1,363,168	5,965,000
22	1,277,000	1,410,000	659,000	1,422,000	1,271,000	1,397,000	0	1,130,000	2,124,302	8,566,000
23	1,191,000	1,150,000	524,000	1,327,000	1,319,000	1,055,000	0	1,140,000	2,089,100	7,706,000
24	1,289,000	1,324,000	604,000	1,207,000	1,412,000	1,236,000	0	1,140,000	2,346,519	8,212,000
25	1,197,000	1,309,000	573,000	1,479,000	1,266,000	1,193,000	0	1,060,000	2,197,986	8,077,000
26	955,000	1,533,000	638,000	1,116,000	1,302,000	1,437,000	0	1,210,000	2,238,070	8,191,000
27	213,000	1,209,000	17,000	673,000	1,336,000	722,000	0	960,000	2,105,456	5,130,000
28	567,000	787,000	354,000	866,000	1,155,000	461,000	0	800,000	1,827,856	4,990,000
29	990,000	1,460,000	654,000	1,526,000	1,213,000	1,240,000	0	760,000	1,794,116	7,843,000
30	1,212,000	1,129,000	493,000	1,212,000	1,227,000	1,026,000	0	1,020,000	2,153,350	7,319,000
TOTALS	27,443,000	38,017,000	14,812,000	34,405,000	37,824,000	29,591,000	0	25,610,000	57,547,523	265,249,523

CITY OF LIVINGSTON PRODUCTION REPORTS 2020

Jul-20	8	9	11	12	13	14	15	16	17	TOTALS
1	1,102,000	1,359,000	594,000	838,000	1,293,000	1,173,000	0	1,100,000	2,183,906	7,459,000
2	1,108,000	1,234,000	542,000	890,000	1,061,000	1,113,000	0	1,180,000	1,681,601	7,128,000
3	650,000	1,218,000	432,000	884,000	1,128,000	1,089,000	0	1,150,000	1,789,842	6,551,000
4	232,000	1,249,000	29,000	0	1,144,000	1,054,000	0	0	1,846,652	3,708,000
5	581,000	1,320,000	289,000	797,000	1,217,000	1,188,000	0	0	1,787,471	5,392,000
6	1,024,000	1,354,000	599,000	1,372,000	1,294,000	1,311,000	0	1,160,000	2,173,016	8,114,000
7	1,245,000	1,271,000	580,000	1,431,000	1,255,000	1,084,000	0	1,070,000	2,089,829	7,936,000
8	1,253,000	1,362,000	569,000	1,282,000	1,350,000	1,238,000	0	1,380,000	2,271,234	8,434,000
9	1,185,000	1,327,000	600,000	1,436,000	1,257,000	1,199,000	0	800,000	1,957,140	7,804,000
10	1,282,000	1,302,000	564,000	1,388,000	1,299,000	1,173,000	0	610,000	2,230,945	7,618,000
11	280,000	1,330,000	411,000	1,221,000	1,317,000	1,173,000	0	1,130,000	845,893	6,862,000
12	1,000,000	1,277,000	287,000	1,005,000	1,142,000	1,129,000	0	1,080,000	418,632	6,920,000
13	1,387,000	1,404,000	602,000	1,430,000	1,425,000	1,265,000	0	1,140,000	2,052,099	8,653,000
14	1,384,000	1,269,000	554,000	1,435,000	1,137,000	1,097,000	0	1,030,000	2,100,567	7,906,000
15	1,523,000	1,428,000	574,000	1,351,000	1,427,000	1,251,000	0	1,080,000	2,244,843	8,634,000
16	1,829,000	1,641,000	565,000	1,629,000	1,313,000	1,185,000	0	1,140,000	2,419,661	9,302,000
17	917,000	1,200,000	585,000	1,225,000	1,078,000	1,240,000	0	960,000	1,767,697	7,205,000
18	510,000	1,235,000	362,000	1,284,000	1,223,000	549,000	0	730,000	1,975,927	5,893,000
19	928,000	1,232,000	321,000	1,300,000	1,474,000	570,000	0	190,000	1,678,056	6,015,000
20	1,584,000	1,499,000	650,000	1,403,000	1,092,000	1,239,000	0	550,000	2,127,984	8,017,000
21	1,504,000	1,195,000	490,000	1,435,000	1,602,000	1,185,000	0	1,040,000	2,231,196	8,451,000
22	1,477,000	1,304,000	545,000	1,376,000	903,000	1,129,000	0	730,000	2,055,470	7,464,000
23	998,000	1,433,000	579,000	1,524,000	1,300,000	1,234,000	0	870,000	2,251,030	7,938,000
24	1,227,000	1,461,000	547,000	1,255,000	1,306,000	1,243,000	0	670,000	2,224,318	7,709,000
25	404,000	1,019,000	341,000	1,115,000	1,268,000	870,000	0	480,000	1,912,175	5,497,000
26	728,000	1,108,000	584,000	718,000	1,250,000	1,230,000	0	420,000	1,886,111	6,038,000
27	1,512,000	1,374,000	320,000	1,560,000	1,121,000	1,279,000	0	20,000	1,895,437	7,186,000
28	1,544,000	1,399,000	551,000	1,294,000	1,257,000	1,224,000	0	860,000	2,211,424	8,129,000
29	1,087,000	1,394,000	521,000	1,343,000	1,248,000	1,109,000	0	940,000	2,066,586	7,642,000
30	1,426,000	1,449,000	583,000	1,386,000	1,285,000	1,204,000	0	880,000	2,076,965	8,213,000
31	1,096,000	1,576,000	607,000	1,490,000	1,287,000	1,443,000	0	1,050,000	2,272,309	8,549,000
TOTALS	34,007,000	41,223,000	15,377,000	38,097,000	38,753,000	35,470,000	0	25,440,000	60,726,016	289,093,016

CITY OF LIVINGSTON PRODUCTION REPORTS 2020

Aug-20	8	9	11	12	13	14	15	16	17	TOTALS
1	1,050,000	1,208,000	486,000	1,454,000	1,452,000	1,230,000	0	810,000	1,035,166	7,690,000
2	874,000	1,214,000	439,000	1,213,000	1,163,000	940,000	0	470,000	1,042,500	6,313,000
3	1,460,000	1,436,000	585,000	1,633,000	1,386,000	1,219,000	0	710,000	1,796,870	8,429,000
4	1,397,000	1,340,000	541,000	1,164,000	1,156,000	162,000	0	900,000	2,013,508	6,660,000
5	1,508,000	1,407,000	558,000	1,396,000	1,218,000	1,172,000	0	990,000	1,852,532	8,249,000
6	1,543,000	1,435,000	576,000	1,462,000	1,241,000	1,231,000	0	870,000	1,953,887	8,358,000
7	1,384,000	1,373,000	545,000	1,364,000	1,526,000	1,174,000	0	780,000	1,971,803	8,146,000
8	853,000	1,374,000	493,000	1,400,000	1,244,000	1,172,000	0	770,000	1,678,881	7,306,000
9	900,000	1,362,000	426,000	1,143,000	1,283,000	1,279,000	0	590,000	1,505,457	6,983,000
10	1,471,000	1,308,000	566,000	1,489,000	1,286,000	1,178,000	0	950,000	2,056,284	8,248,000
11	1,570,000	1,514,000	629,000	1,349,000	1,258,000	1,346,000	0	880,000	1,935,013	8,546,000
12	1,539,000	1,335,000	543,000	1,409,000	1,242,000	1,143,000	0	940,000	2,185,325	8,151,000
13	1,594,000	1,468,000	590,000	1,359,000	1,536,000	1,255,000	0	940,000	2,028,132	8,742,000
14	1,589,000	1,472,000	571,000	1,427,000	937,000	1,288,000	0	950,000	2,064,686	8,234,000
15	983,000	1,445,000	492,000	935,000	1,275,000	1,221,000	0	580,000	2,191,160	6,931,000
16	1,169,000	1,254,000	383,000	717,000	1,329,000	910,000	0	530,000	2,124,253	6,292,000
17	1,175,000	1,609,000	609,000	1,427,000	1,194,000	1,402,000	0	500,000	2,225,548	7,916,000
18	1,809,000	1,271,000	513,000	1,351,000	1,332,000	918,000	0	124,000	1,942,119	7,318,000
19	1,381,000	1,435,000	554,000	1,477,000	1,167,000	1,202,000	0	873,000	2,101,713	8,089,000
20	1,487,000	1,329,000	550,000	1,405,000	1,371,000	1,226,000	0	877,000	1,864,089	8,245,000
21	669,000	1,413,000	524,000	1,481,000	1,321,000	1,140,000	0	930,000	1,892,507	7,478,000
22	780,000	1,260,000	38,000	350,000	1,182,000	663,000	0	250,000	1,172,503	4,523,000
23	815,000	1,239,000	226,000	649,000	1,195,000	756,000	0	640,000	1,757,566	5,520,000
24	1,405,000	1,396,000	604,000	1,388,000	1,307,000	1,249,000	0	960,000	1,655,273	8,309,000
25	1,595,000	1,324,000	56,000	1,166,000	1,199,000	1,198,000	0	920,000	1,995,538	7,458,000
26	1,264,000	1,397,000	443,000	1,444,000	724,000	1,238,000	0	850,000	1,501,955	7,360,000
27	1,007,000	1,293,000	604,000	1,157,000	1,308,000	1,063,000	0	800,000	1,819,548	7,232,000
28	1,532,000	1,425,000	794,000	1,542,000	1,225,000	1,282,000	0	690,000	2,149,504	8,490,000
29	675,000	1,332,000	652,000	1,032,000	1,247,000	1,072,000	0	830,000	1,954,887	6,840,000
30	743,000	1,222,000	505,000	674,000	1,153,000	758,000	0	620,000	1,393,537	5,675,000
31	1,152,000	1,309,000	751,000	1,375,000	1,239,000	1,199,000	0	850,000	1,830,452	7,875,000
TOTALS	38,373,000	42,199,000	15,846,000	38,832,000	38,696,000	34,286,000	0	23,374,000	56,692,196	288,298,196

CITY OF LIVINGSTON PRODUCTION REPORTS 2020

Sep-20	8	9	11	12	13	14	15	16	17	TOTALS
1	557,000	1,000,000	520,000	836,000	1,283,000	793,000	0	450,000	713,750	5,439,000
2	16,000	718,000	206,000	1,165,000	357,000	949,000	0	10,000	1,675,992	3,421,000
3	245,000	13,231,000	272,000	969,000	846,000	752,000	0	170,000	1,502,255	
4	9,000	1,284,000	324,000	255,000	1,245,000	1,141,000	0	20,000	1,720,038	4,278,000
5	473,000	1,299,000	644,000	1,445,000	232,000	441,000	0	0	1,927,514	4,534,000
6	522,000	1,303,000	635,000	254,000	13,000	586,000	0	0	1,490,760	3,313,000
7	604,000	1,306,000	699,000	814,000	660,000	1,182,000	0	550,000	1,937,421	5,815,000
8	1,514,000	1,312,000	536,000	985,000	873,000	1,226,000	0	910,000	1,985,244	7,356,000
9	1,222,000	1,329,000	741,000	1,156,000	1,313,000	1,167,000	0	840,000	1,725,623	7,768,000
10	1,518,000	1,278,000	731,000	1,548,000	1,211,000	1,203,000	0	1,040,000	1,578,665	8,529,000
11	829,000	1,187,000	615,000	1,155,000	1,223,000	1,060,000	0	670,000	1,251,358	6,739,000
12	458,000	1,309,000	534,000	1,209,000	1,264,000	1,185,000	0	880,000	1,271,229	6,839,000
13	688,000	1,205,000	383,000	261,000	1,343,000	1,104,000	0	860,000	1,109,386	5,844,000
14	1,334,000	1,446,000	820,000	542,000	1,123,000	1,219,000	0	910,000	1,907,522	7,394,000
15	1,293,000	1,158,000	667,000	1,275,000	1,274,000	1,228,000	0	390,000	1,598,921	7,285,000
16	1,453,000	1,288,000	730,000	1,394,000	1,266,000	1,097,000	0	410,000	1,767,254	7,638,000
17	1,407,000	1,341,000	746,000	1,500,000	1,267,000	1,152,000	0	590,000	1,468,808	8,003,000
18	1,563,000	1,383,000	785,000	1,394,000	1,215,000	1,165,000	0	710,000	1,621,250	8,215,000
19	1,026,000	1,028,000	466,000	1,092,000	1,225,000	579,000	0	180,000	1,712,750	5,596,000
20	809,000	616,000	583,000	448,000	1,340,000	1,132,000	0	299,000	2,046,276	5,227,000
21	1,322,000	1,298,000	739,000	1,000,000	1,220,000	1,197,000	0	620,000	1,755,906	7,396,000
22	1,264,000	1,232,000	739,000	1,117,000	858,000	1,226,000	0	870,000	1,635,305	7,306,000
23	1,369,000	1,283,000	722,000	1,330,000	720,000	1,196,000	0	840,000	1,905,834	7,460,000
24	1,261,000	1,350,000	752,000	1,054,000	1,271,000	1,216,000	0	840,000	1,681,901	7,744,000
25	954,000	1,237,000	466,000	797,000	1,242,000	1,156,000	0	440,000	1,165,963	6,292,000
26	5,000	1,296,000	560,000	404,000	280,000	674,000	0	360,000	1,478,092	3,579,000
27	704,000	761,000	145,000	1,305,000	13,000	1,234,000	0	960,000	2,035,999	5,122,000
28	1,172,000	1,343,000	762,000	1,302,000	1,272,000	1,217,000	0	930,000	1,261,952	7,998,000
29	1,118,000	1,259,000	705,000	1,164,000	1,260,000	1,164,000	0	870,000	1,314,511	7,540,000
30	1,218,000	1,271,000	719,000	1,217,000	1,268,000	1,179,000	0	900,000	1,425,004	7,772,000
TOTALS	27,927,000	48,351,000	17,946,000	30,387,000	29,977,000	31,820,000	0	17,519,000	47,672,483	251,599,483

CITY OF LIVINGSTON PRODUCTION REPORTS 2020

Oct-20	8	9	11	12	13	14	15	16	17	TOTALS
1	1,315,000	978,000	791,000	1,431,000	1,033,000	1,320,000	0	970,000	1,802,949	7,838,000
2	288,000	1,285,000	622,000	1,365,000	1,433,000	335,000	0	790,000	1,410,821	6,118,000
3	3,000	0	249,000	1,372,000	1,252,000	262,000	0	570,000	1,392,709	3,708,000
4	827,000	225,000	526,000	952,000	1,182,000	668,000	0	630,000	1,591,545	5,010,000
5	1,483,000	140,000	797,000	1,446,000	1,238,000	1,239,000	0	980,000	1,725,922	7,323,000
6	1,016,000	1,247,000	688,000	1,345,000	1,245,000	1,149,000	0	838,000	1,040,172	7,528,000
7	901,000	1,375,000	694,000	1,231,000	1,309,000	1,159,000	0	892,000	1,228,641	7,561,000
8	813,000	1,388,000	739,000	1,472,000	1,277,000	1,163,000	0	870,000	657,021	7,722,000
9	470,000	880,000	568,000	1,028,000	1,135,000	704,000	0	820,000	419,011	5,605,000
10	6,000	1,146,000	10,000	70,000	115,000	1,075,000	0	820,000	754,732	3,242,000
11	93,000	779,000	381,000	727,000	1,325,000	1,198,000	0	890,000	1,054,810	5,393,000
12	1,155,000	1,124,000	682,000	1,098,000	1,317,000	1,178,000	0	900,000	1,458,148	7,454,000
13	1,264,000	1,349,000	762,000	1,273,000	1,201,000	756,000	0	820,000	1,183,410	7,425,000
14	1,262,000	1,318,000	414,000	1,429,000	1,409,000	1,041,000	0	590,000	1,482,030	7,463,000
15	1,129,000	1,361,000	529,000	1,421,000	1,114,000	1,214,000	0	520,000	1,349,762	7,288,000
16	708,000	1,354,000	491,000	1,125,000	777,000	1,203,000	0	80,000	1,159,274	5,738,000
17	32,000	1,528,000	8,000	9,000	798,000	542,000	0	0	1,907,481	2,917,000
18	675,000	1,217,000	271,000	797,000	1,083,000	424,000	0	400,000	1,706,755	4,867,000
19	711,000	1,320,000	510,000	816,000	910,000	1,086,000	0	820,000	1,611,421	6,173,000
20	1,607,000	1,370,000	1,128,000	1,114,000	1,268,000	867,000	0	518,000	1,642,064	7,872,000
21	123,000	1,379,000	516,000	1,139,000	1,207,000	1,197,000	0	690,000	1,905,014	6,251,000
22	535,000	1,432,000	567,000	1,559,000	1,325,000	968,000	0	900,000	1,779,990	7,286,000
23	194,000	1,274,000	429,000	695,000	1,164,000	491,000	0	900,000	1,375,496	5,147,000
24	3,000	1,331,000	105,000	497,000	578,000	42,000	0	780,000	1,053,866	3,336,000
25	58,000	1,360,000	279,000	661,000	423,000	933,000	0	870,000	1,268,440	4,584,000
26	314,000	1,405,000	524,000	1,211,000	849,000	1,238,000	0	950,000	1,841,043	6,491,000
27	465,000	1,317,000	494,000	1,363,000	820,000	1,223,000	0	920,000	1,498,426	6,602,000
28	562,000	1,424,000	535,000	1,563,000	839,000	1,235,000	0	950,000	1,849,936	7,108,000
29	344,000	1,341,000	513,000	1,352,000	822,000	1,190,000	0	860,000	1,776,137	6,422,000
30	114,000	1,455,000	372,000	1,246,000	598,000	978,000	0	1,020,000	1,357,762	5,783,000
31	10,000	1,341,000	83,000	449,000	5,000	476,000	0	20,000	1,637,588	2,384,000
TOTALS	18,480,000	36,443,000	15,277,000	33,256,000	31,051,000	28,554,000	0	22,578,000	43,922,376	229,561,376

CITY OF LIVINGSTON PRODUCTION REPORTS 2020

Nov-20	8	9	11	12	13	14	15	16	17	TOTALS
1	450,000	1,237,000	286,000	977,000	746,000	963,000	0	10,000	1,367,406	4,669,000
2	24,000	1,390,000	751,000	1,553,000	738,000	1,286,000	0	510,000	1,720,095	6,252,000
3	493,000	1,316,000	529,000	1,316,000	841,000	1,213,000	0	910,000	1,385,667	8,003,667
4	290,000	1,390,000	556,000	1,483,000	782,000	1,264,000	0	920,000	1,624,933	8,309,933
5	518,000	1,320,000	531,000	1,502,000	1,115,000	1,187,000	0	910,000	2,054,832	9,137,832
6	273,000	1,248,000	418,000	1,024,000	663,000	1,166,000	0	868,000	154,578	5,814,578
7	3,000	1,314,000	17,000	219,000	715,000	32,000	0	882,000	232,692	3,414,692
8	401,000	1,397,000	296,000	739,000	715,000	1,000	0	960,000	1,107,360	5,616,360
9	718,000	1,501,000	536,000	1,630,000	796,000	982,000	0	930,000	1,797,838	8,890,838
10	625,000	1,369,000	306,000	916,000	713,000	321,000	0	830,000	1,302,280	6,382,280
11	502,000	1,155,000	223,000	793,000	617,000	989,000	0	140,000	1,101,150	5,520,150
12	876,000	1,353,000	503,000	1,450,000	702,000	1,250,000	0	420,000	1,554,970	8,108,970
13	572,000	1,276,000	467,000	1,284,000	565,000	1,202,000	0	100,000	1,444,180	6,910,180
14	362,000	1,414,000	340,000	416,000	786,000	176,000	0	70,000	1,842,629	5,406,629
15	760,000	532,000	286,000	718,000	924,000	707,000	0	20,000	1,684,278	5,631,278
16	932,000	1,438,000	487,000	1,918,000	867,000	1,643,000	0	350,000	1,662,233	9,297,233
17	948,000	1,317,000	423,000	742,000	896,000	740,000	0	930,000	1,447,421	7,443,421
18	986,000	1,389,000	440,000	1,162,000	955,000	1,337,000	0	0	1,822,734	8,091,734
19	951,000	1,398,000	466,000	1,555,000	1,119,000	1,276,000	0	0	1,751,709	8,516,709
20	535,000	1,298,000	353,000	342,000	601,000	1,211,000	0	70,000	1,490,802	5,900,802
21	14,000	149,000	4,000	3,000	393,000	870,000	0	690,000	1,650,138	3,773,138
22	549,000	1,407,000	229,000	736,000	115,000	1,192,000	0	150,000	1,552,264	5,930,264
23	982,000	1,468,000	690,000	1,219,000	459,000	1,299,000	0	610,000	1,903,072	8,630,072
24	975,000	1,535,000	371,000	879,000	838,000	1,425,000	0	1,110,000	1,335,737	8,468,737
25	535,000	1,107,000	200,000	574,000	484,000	889,000	0	160,000	1,375,902	5,324,902
26	590,000	1,450,000	266,000	864,000	856,000	225,000	0	10,000	1,702,751	5,963,751
27	909,000	1,378,000	27,000	1,170,000	877,000	1,297,000	0	10,000	1,906,043	7,574,043
28	521,000	1,278,000	254,000	770,000	636,000	974,000	0	200,000	1,258,991	5,891,991
29	501,000	1,522,000	265,000	813,000	916,000	18,000	0	650,000	1,647,402	6,332,402
30	963,000	1,321,000	511,000	1,484,000	814,000	1,329,000	0	40,000	1,722,144	8,184,144
TOTALS	17,758,000	38,667,000	11,031,000	30,251,000	22,244,000	28,464,000	0	13,460,000	44,604,231	206,479,231

CITY OF LIVINGSTON PRODUCTION REPORTS 2020

Dec-20	8	9	11	12	13	14	15	16	17	TOTALS
1	914,000	1,318,000	519,000	543,000	879,000	1,239,000	0	940,000	1,695,820	6,352,000
2	841,000	1,336,000	517,000	919,000	853,000	1,232,000	0	900,000	1,471,180	6,598,000
3	727,000	1,365,000	534,000	1,041,000	890,000	1,239,000	0	950,000	1,189,702	6,746,000
4	661,000	1,354,000	462,000	366,000	449,000	1,190,000	0	845,000	1,550,240	5,327,000
5	499,000	1,407,000	227,000	63,000	158,000	16,000	0	0	1,739,843	2,370,000
6	366,000	1,254,000	221,000	270,000	794,000	1,029,000	0	0	1,417,315	3,934,000
7	997,000	1,427,000	572,000	931,000	985,000	1,408,000	0	65,000	1,885,980	6,385,000
8	955,000	1,278,000	437,000	1,429,000	723,000	1,231,000	0	60,000	1,586,393	6,113,000
9	949,000	1,331,000	550,000	1,484,000	761,000	1,235,000	0	10,000	1,571,522	6,320,000
10	966,000	1,346,000	549,000	444,700	801,000	1,175,000	0	20,000	1,583,705	5,301,700
11	956,000	1,460,000	380,000	955,000	455,000	667,000	0	10,000	1,630,428	4,883,000
12	161,000	1,188,000	2,000	2,000	44,000	12,000	0	0	1,280,102	1,409,000
13	538,000	1,331,000	248,000	0	451,000	545,000	0	0	1,769,502	3,113,000
14	458,000	1,403,000	585,000	207,000	1,246,000	961,000	0	650,000	2,057,118	5,510,000
15	1,394,000	1,353,000	549,000	0	1,214,000	508,000	0	0	2,250,580	5,018,000
16	973,000	1,377,000	174,000	0	1,219,000	326,000	0	1,010,000	2,202,528	5,079,000
17	1,084,000	1,332,000	84,000	22,000	1,084,000	494,000	0	1,040,000	1,777,743	5,140,000
18	556,000	1,279,000	0	3,000	1,009,000	82,000	0	880,000	1,682,478	3,809,000
19	75,000	1,413,000	0	0	612,000	45,000	0	840,000	30,164	2,985,000
20	414,000	973,000	313,000	0	794,000	728,000	0	780,000	1,119,626	4,002,000
21	603,000	1,425,000	522,000	0	991,000	1,061,000	0	790,000	1,892,451	5,392,000
22	848,000	1,525,000	554,000	2,000	1,092,000	533,000	0	1,000,000	2,119,422	5,554,000
23	842,000	1,084,000	412,000	2,000	742,000	1,125,000	0	900,000	2,074,157	5,107,000
24	535,000	1,382,000	342,000	4,000	414,000	860,000	0	0	1,573,801	3,537,000
25	551,000	0	0	0	0	0	0	720,000	1,264,089	1,271,000
26	289,000	1,019,000	201,000	967,000	901,000	257,000	0	90,000	601,986	3,724,000
27	553,000	766,000	303,000	1,321,000	1,205,000	77,000	0	940,000	650,334	5,165,000
28	1,068,000	1,470,000	200,000	1,100,000	538,000	732,000	0	1,000,000	1,492,071	6,108,000
29	860,000	1,221,000	404,000	5,000	1,121,000	1,087,000	0	922,000	1,611,102	5,620,000
30	1,017,000	1,348,000	399,000	0	1,243,000	1,169,000	0	868,000	1,323,038	6,044,000
31	311,000	1,447,000	113,000	1,000	1,063,000		0	600,000	685,958	3,535,000
TOTALS	21,961,000	39,212,000	10,373,000	12,081,700	24,731,000	22,263,000	0	16,830,000	46,780,378	194,232,078

CITY OF LIVINGSTON PRODUCTION REPORTS 2019

2019										
WELL #	8	9	11	12	13	14	15	16	17	TOTALS
JANUARY	5,494,000	37,585,000	17,081,000	37,616,000	4,797,000	12,623,000	0	6,630,000	30,001,309	151,827,309
FEBRUARY	8,338,000	31,145,000	15,089,000	35,088,000	0	14,307,000	0	1,857,000	28,443,112	134,267,112
MARCH	11,292,000	43,889,000	7,196,000	40,326,000	219,000	17,606,000	0	1,163,000	41,746,223	163,437,223
APRIL	14,342,000	42,989,000	6,780,000	35,275,000	25,660,000	22,548,000	0	1,780,000	29,011,022	178,385,022
MAY	19,177,000	33,594,000	12,770,000	41,019,000	29,671,000	27,116,000	0	1,660,000	39,002,214	204,009,214
JUNE	22,206,000	37,994,000	15,782,000	41,320,000	35,090,000	29,709,000	0	14,210,000	47,473,833	243,784,833
JULY	23,310,000	40,145,000	12,933,000	36,833,000	39,753,000	29,514,000	0	20,445,000	53,091,390	256,024,390
AUGUST	22,437,000	43,660,000	10,562,000	37,213,000	41,158,000	30,483,000	0	18,760,000	51,584,000	255,857,000
SEPTEMBER	20,054,000	40,039,000	123,000	31,738,000	35,419,000	29,929,000	0	12,830,000	45,861,908	215,993,908
OCTOBER	25,977,000	35,078,000	5,477,000	29,976,000	43,137,000	24,984,000	0	10,300,000	46,693,859	221,622,859
NOVEMBER	21,430,000	36,527,000	7,445,000	30,560,995	30,976,000	22,612,600	0	8,920,000	21,157,239	179,628,834
DECEMBER	27,520,000	34,903,000	6,728,000	23,463,000	29,788,000	29,511,000	0	9,814,000	28,429,477	190,156,477
TOTALS(in gal)	221,577,000	457,548,000	23,463,000	420,427,995	315,668,000	290,942,600	0	108,369,000	462,495,586	2,394,994,181

CITY OF LIVINGSTON PRODUCTION REPORTS 2019

Jan-19	8	9	11	12	13	14	15	16	17	TOTALS
1	11,000	932,000	381,000	688,000	0	5,000	0	740,000	1,133,812	3,890,812
2	177,000	996,000	422,000	424,000	212,000	46,000	0	590,000	1,245,554	4,112,554
3	0	1,589,000	520,000	854,000	1,193,000	829,000	0	370,000	822,337	6,177,337
4	0	1,586,000	785,000	1,463,000	427,000	298,000	0	60,000	1,492,611	6,111,611
5	182,000	1,433,000	512,000	1,261,000	0	571,000	0	20,000	409,411	4,388,411
6	91,000	0	3,000	1,408,000	0	49,000	0	130,000	681,482	2,362,482
7	243,000	718,000	104,000	983,000	0	103,000	0	240,000	1,536,477	3,927,477
8	20,000	1,589,000	835,000	1,308,000	149,000	40,000	0	630,000	1,197,209	5,768,209
9	314,000	1,524,000	844,000	1,339,000	222,000	492,000	0	60,000	953,546	5,748,546
10	412,000	1,579,000	891,000	1,698,000	687,000	228,000	0	640,000	0	6,135,000
11	320,000	1,574,000	877,000	1,410,000	84,000	31,000	0	710,000	902,025	5,908,025
12	104,000	1,449,000	456,000	1,215,000	9,000	316,000	0	390,000	225,042	4,164,042
13	0	0	0	0	378,000	33,000	0	20,000	1,538,657	1,969,657
14	464,000	893,000	569,000	1,251,000	550,000	9,000	0	130,000	341,921	4,207,921
15	30,000	1,469,000	654,000	1,481,000	886,000	230,000	0	280,000	549,243	5,579,243
16	0	1,694,000	658,000	1,485,000	0	1,002,000	0	10,000	1,173,997	6,022,997
17	430,000	1,416,000	684,000	1,528,000	0	422,000	0	310,000	893,780	5,683,780
18	182,000	1,656,000	882,000	1,449,000	0	698,000	0	360,000	899,062	6,126,062
19	47,000	1,352,000	313,000	1,062,000	0	356,000	0	130,000	1,296,658	4,556,658
20	0	0	0	0	0	0	0	0	1,516,884	1,516,884
21	130,000	776,000	458,000	803,000	0	335,000	0	360,000	1,640,259	4,502,259
22	29,000	1,518,000	732,000	1,460,000	0	1,229,000	0	100,000	886,657	5,954,657
23	38,000	1,485,000	482,000	1,529,000	0	1,226,000	0	20,000	1,021,340	5,801,340
24	5,000	1,518,000	855,000	1,485,000	0	1,119,000	0	10,000	836,250	5,828,250
25	202,000	1,541,000	881,000	1,518,000	0	387,000	0	260,000	1,206,968	5,995,968
26	270,000	1,360,000	611,000	1,524,000	0	330,000	0	30,000	700,782	4,825,782
27	25,000	0	0	1,257,000	0	167,000	0	0	654,813	2,103,813
28	153,000	836,000	0	1,544,000	0	468,000	0	10,000	820,150	3,831,150
29	370,000	1,578,000	802,000	1,085,000	0	632,000	0	0	1,335,247	5,802,247
30	941,000	1,594,000	858,000	1,450,000	0	41,000	0	0	1,066,609	5,950,609
31	304,000	1,930,000	1,012,000	1,654,000	0	931,000	0	20,000	1,022,526	6,873,526
TOTALS	5,494,000	37,585,000	17,081,000	37,616,000	4,797,000	12,623,000	0	6,630,000	30,001,309	151,827,309

CITY OF LIVINGSTON PRODUCTION REPORTS 2019

Feb-19	8	9	11	12	13	14	15	16	17	TOTALS
1	2,000	1,303,000	692,000	1,445,000	0	513,000	0	330,000	1,184,821	5,469,821
2	0	0	55,000	1,234,000	0	404,000	0	60,000	664,966	2,417,966
3	0	0	0	0	0	113,000	0	10,000	1,603,481	1,726,481
4	34,000	0	458,000	1,051,000	0	703,000	0	50,000	584,646	2,880,646
5	44,000	1,342,000	688,000	1,498,000	0	927,000	0	0	631,241	5,130,241
6	495,000	1,604,000	865,000	1,507,000	0	777,000	0	410,000	384,040	6,042,040
7	14,000	1,836,000	954,000	1,529,000	0	723,000	0	110,000	1,334,322	6,500,322
8	118,000	1,473,000	769,000	1,369,000	0	1,011,000	0	10,000	1,142,278	5,892,278
9	73,000	1,492,000	643,000	1,466,000	0	703,000	0	0	1,031,721	5,408,721
10	2,000	385,000	118,000	1,354,000	0	7,000	0	80,000	759,697	2,705,697
11	102,000	1,071,000	365,000	747,000	0	50,000	0	20,000	1,440,568	3,795,568
12	630,000	1,576,000	829,000	1,494,000	0	889,000	0	20,000	587,624	6,025,624
13	449,000	1,517,000	799,000	1,437,000	0	652,000	0	0	752,500	5,606,500
14	669,000	1,525,000	822,000	1,421,000	0	176,000	0	20,000	1,416,440	6,049,440
15	839,000	1,530,000	812,000	1,434,000	0	28,000	0	0	1,366,314	6,009,314
16	769,000	1,573,000	769,000	1,492,000	0	414,000	0	10,000	573,818	5,600,818
17	425,000	746,000	152,000	1,044,000	0	17,000	0	90,000	210,970	2,684,970
18	796,000	0	0	783,000	0	5,000	0	20,000	622,613	2,226,613
19	145,000	0	511,000	957,000	0	626,000	0	0	1,697,545	3,936,545
20	1,110,000	1,235,000	454,000	1,605,000	0	664,000	0	0	1,009,444	6,077,444
21	737,000	1,512,000	302,000	1,335,000	0	685,000	0	10,000	1,067,556	5,648,556
22	121,000	1,506,000	713,000	1,521,000	0	939,000	0	250,000	914,814	5,964,814
23	74,000	1,615,000	441,000	1,204,000	0	791,000	0	40,000	1,513,016	5,678,016
24	16,000	1,549,000	0	832,000	0	738,000	0	0	1,220,970	4,355,970
25	0	71,000	451,000	906,000	0	199,000	0	0	1,713,510	3,340,510
26	0	1,591,000	834,000	1,506,000	0	199,000	0	0	1,679,530	5,809,530
27	444,000	1,638,000	860,000	1,353,000	0	614,000	0	30,000	883,700	5,822,700
28	230,000	1,455,000	733,000	1,564,000	0	740,000	0	287,000	450,967	5,459,967
29										0
Totals	8,338,000	31,145,000	15,089,000	35,088,000	0	14,307,000	0	1,857,000	28,443,112	134,267,112

CITY OF LIVINGSTON PRODUCTION REPORTS 2019

Mar-19	8	9	11	12	13	14	15	16	17	TOTALS
1	98,000	1,725,000	717,000	1,469,000	0	680,000	0	3,000	1,389,418	6,081,418
2	299,000	1,336,000	541,000	1,616,000	0	18,000	0	0	2,008,828	5,818,828
3	21,000	1,471,000	369,000	902,000	0	25,000	0	0	979,857	3,767,857
4	593,000	849,000	410,000	1,275,000	0	299,000	0	30,000	945,713	4,401,713
5	16,000	1,506,000	818,000	1,498,000	0	337,000	0	0	1,773,500	5,948,500
6	217,000	1,562,000	778,000	1,457,000	0	163,000	0	20,000	1,645,987	5,842,987
7	130,000	1,548,000	679,000	1,422,000	0	413,000	0	40,000	1,505,823	5,737,823
8	310,000	1,434,000	704,000	1,730,000	0	557,000	0	480,000	751,367	5,966,367
9	25,000	1,436,000	855,000	1,322,000	0	593,000	0	30,000	1,604,083	5,865,083
10	15,000	1,234,000	198,000	780,000	0	400,000	0	20,000	1,294,090	3,941,090
11	321,000	840,000	7,000	1,376,000	0	449,000	0	200,000	749,347	3,942,347
12	160,000	1,653,000	47,000	1,556,000	0	1,006,000	0	0	1,362,590	5,784,590
13	895,000	1,491,000	701,000	1,333,000	0	32,000	0	0	1,362,490	5,814,490
14	501,000	1,703,000	363,000	1,526,000	0	868,000	0	10,000	1,366,069	6,337,069
15	566,000	1,503,000	9,000	1,433,000	0	1,119,000	0	60,000	907,165	5,597,165
16	182,000	1,685,000	0	1,515,000	0	1,376,000	0	0	1,169,776	5,927,776
17	3,000	1,218,000	0	1,358,000	0	542,000	0	0	1,008,281	4,129,281
18	294,000	779,000	0	712,000	0	150,000	0	10,000	2,163,089	4,108,089
19	32,000	1,690,000	0	1,427,000	0	1,327,000	0	0	1,267,060	5,743,060
20	252,000	1,476,000	0	1,500,000	0	1,200,000	0	0	1,361,040	5,789,040
21	793,000	1,560,000	0	1,432,000	3,000	306,000	0	0	1,651,470	5,745,470
22	977,000	1,525,000	0	1,323,000	0	64,000	0	10,000	1,752,460	5,651,460
23	963,000	1,571,000	0	1,584,000	34,000	62,000	0	10,000	1,803,030	6,027,030
24	437,000	1,482,000	0	807,000	0	118,000	0	0	1,006,330	3,850,330
25	109,000	941,000	0	750,000	0	165,000	0	0	1,742,399	3,707,399
26	353,000	1,555,000	0	1,412,000	81,000	996,000	0	0	1,581,708	5,978,708
27	118,000	1,693,000	0	1,496,000	0	1,217,000	0	0	1,583,993	6,107,993
28	314,000	1,491,000	0	1,464,000	0	799,000	0	150,000	1,728,575	5,946,575
29	762,000	1,583,000	0	1,476,000	101,000	828,000	0	30,000	1,516,895	6,296,895
30	920,000	1,513,000	0	1,375,000	0	1,105,000	0	50,000	698,493	5,661,493
31	616,000	836,000	0		0	392,000	0	10,000	65,297	1,919,297
TOTALS	11,292,000	43,889,000	7,196,000	40,326,000	219,000	17,606,000	0	1,163,000	41,746,223	163,437,223

CITY OF LIVINGSTON PRODUCTION REPORTS 2019

Apr-19	8	9	11	12	13	14	15	16	17	TOTALS
1	1,008,000	782,000	0	1,465,000	0	841,000	0	50,000	0	4,146,000
2	1,157,000	1,667,000	0	1,595,000	21,000	1,412,000	0	140,000	83,270	5,992,000
3	1,057,000	1,514,000	0	596,000	953,000	1,131,000	0	20,000	776,681	5,271,000
4	678,000	1,606,000	0	1,560,000	1,325,000	967,000	0	20,000	0	6,156,000
5	406,000	1,611,000	0	1,420,000	1,342,000	584,000	0	0	875,996	5,363,000
6	9,000	1,754,000	0	458,000	627,000	373,000	0	0	1,528,853	3,221,000
7	117,000	6,000	0	884,000	0	32,000	0	0	1,186,540	1,039,000
8	389,000	754,000	0	821,000	0	757,000	0	0	1,503,800	2,721,000
9	610,000	1,644,000	0	1,437,000	706,000	496,000	0	0	1,778,759	4,893,000
10	809,000	1,609,000	0	1,271,000	1,210,000	539,000	0	30,000	1,118,615	5,468,000
11	978,000	1,526,000	0	1,518,000	1,492,000	921,000	0	90,000	361,826	6,525,000
12	419,000	1,636,000	0	1,046,000	1,383,000	1,309,000	0	0	1,118,730	5,793,000
13	622,000	1,439,000	385,000	1,292,000	0	1,070,000	0	0	985,072	4,808,000
14	86,000	1,728,000	88,000	58,000	0	69,000	0	0	1,658,598	2,029,000
15	22,000	1,416,000	0	984,000	0	714,000	0	0	1,851,430	3,136,000
16	540,000	1,490,000	84,000	1,359,000	0	1,174,000	0	20,000	1,458,130	4,667,000
17	420,000	1,536,000	17,000	1,159,000	1,280,000	1,353,000	0	10,000	985,069	5,775,000
18	602,000	1,515,000	79,000	1,310,000	1,433,000	1,247,000	0	10,000	1,091,778	6,196,000
19	775,000	1,542,000	68,000	1,435,000	1,376,000	827,000	0	90,000	1,364,955	6,113,000
20	25,000	1,438,000	517,000	1,306,000	1,375,000	308,000	0	0	814,721	4,969,000
21	542,000	1,687,000	0	148,000	0	311,000	0	0	1,177,257	2,688,000
22	0	1,296,000	52,000	859,000	757,000	504,000	0	0	1,608,933	3,468,000
23	109,000	1,624,000	951,000	1,343,000	1,458,000	894,000	0	20,000	1,670,577	6,399,000
24	597,000	1,333,000	769,000	1,236,000	1,202,000	865,000	0	60,000	867,611	6,062,000
25	474,000	1,484,000	852,000	1,332,000	1,445,000	424,000	0	360,000	1,334,415	6,371,000
26	560,000	1,466,000	833,000	1,451,000	1,178,000	908,000	0	480,000	1,394,753	6,876,000
27	529,000	1,438,000	760,000	1,536,000	1,525,000	942,000	0	190,000	112,040	6,920,000
28	4,000	1,659,000	28,000	1,574,000	878,000	272,000	0	0	0	4,415,000
29	221,000	1,296,000	433,000	1,230,000	1,086,000	397,000	0	0	0	4,663,000
30	577,000	1,493,000	864,000	1,592,000	1,608,000	907,000	0	190,000	302,613	7,231,000
31										0
TOTALS	14,342,000	42,989,000	6,780,000	35,275,000	25,660,000	22,548,000	0	1,780,000	29,011,022	178,385,022

CITY OF LIVINGSTON PRODUCTION REPORTS 2019

May-19	8	9	11	12	13	14	15	16	17	TOTALS
1	718,000	1,471,000	863,000	1,402,000	1,379,000	927,000	0	20,000	956,822	6,780,000
2	785,000	1,502,000	864,000	1,327,000	1,431,000	1,148,000	0	0	1,284,166	7,057,000
3	794,000	1,402,000	584,000	1,496,000	1,485,000	1,238,000	0	100,000	1,403,200	7,099,000
4	117,000	1,506,000	550,000	1,475,000	1,219,000	763,000	0	80,000	989,790	5,710,000
5	434,000	103,000	0	1,433,000	1,195,000	684,000	0	30,000	573,643	3,879,000
6	476,000	664,000	0	1,439,000	1,420,000	688,000	0	30,000	1,567,403	4,717,000
7	845,000	1,434,000	489,000	1,467,000	1,208,000	752,000	0	0	1,790,201	6,195,000
8	931,000	1,335,000	816,000	1,472,000	901,000	1,100,000	0	270,000	1,520,843	6,825,000
9	916,000	1,337,000	682,000	1,481,000	476,000	1,199,000	0	20,000	1,586,658	6,111,000
10	685,000	1,286,000	816,000	1,480,000	1,281,000	1,328,000	0	90,000	1,335,798	6,966,000
11	680,000	1,319,000	208,000	1,500,000	1,335,000	569,000	0	0	698,417	5,611,000
12	26,000	1,318,000	0	1,433,000	1,079,000	595,000	0	0	0	4,451,000
13	747,000	443,000	421,000	1,566,000	1,121,000	1,052,000	0	150,000	82,807	5,500,000
14	1,090,000	1,485,000	702,000	1,468,000	1,279,000	1,044,000	0	160,000	927,813	7,228,000
15	836,000	1,245,000	685,000	1,438,000	1,218,000	1,069,000	0	10,000	1,339,407	6,501,000
16	615,000	1,573,000	755,000	619,000	1,435,000	1,334,000	0	10,000	915,559	6,341,000
17	837,000	1,452,000	748,000	1,320,000	1,429,000	305,000	0	0	1,428,441	6,091,000
18	383,000	1,836,000	535,000	1,068,000	1,510,000	455,000	0	20,000	1,201,582	5,807,000
19	3,000	1,469,000	0	26,000	0	47,000	0	0	1,785,638	1,545,000
20	492,000	626,000	0	1,408,000	0	776,000	0	0	1,503,936	3,302,000
21	659,000	1,645,000	808,000	1,461,000	0	1,344,000	0	60,000	1,603,624	5,977,000
22	364,000	1,666,000	744,000	1,508,000	0	1,186,000	0	50,000	2,008,793	5,518,000
23	554,000	1,557,000	759,000	1,370,000	0	1,299,000	0	0	1,290,070	5,539,000
24	931,000	1,610,000	185,000	1,721,000	1,232,000	1,111,000	0	10,000	1,352,251	6,800,000
25	994,000	1,551,000	0	1,140,000	1,182,000	937,000	0	100,000	1,258,057	5,904,000
26	252,000	1,407,000	0	592,000	1,415,000	170,000	0	10,000	1,403,390	3,846,000
27	0	0	0	1,350,000	0	0	0	0	1,111,907	1,350,000
28	574,000	702,000	0	1,056,000	566,000	524,000	0	20,000	2,191,892	3,442,000
29	889,000	1,370,000	0	1,495,000	278,000	1,047,000	0	140,000	1,703,360	5,219,000
30	759,000	1,594,000	38,000	1,484,000	1,386,000	1,304,000	0	200,000	831,096	6,837,096
31	791,000	1,567,000	518,000	1,524,000	1,211,000	1,121,000	0	80,000	1,355,650	7,376,650
TOTALS	19,177,000	33,594,000	12,770,000	41,019,000	29,671,000	27,116,000	0	1,660,000	39,002,214	204,009,214

CITY OF LIVINGSTON PRODUCTION REPORTS 2019

Jun-19	8	9	11	12	13	14	15	16	17	TOTALS
1	480,000	1,497,000	220,000	1,214,000	1,411,000	528,000	0	30,000	1,458,799	5,380,000
2	127,000	603,000	0	874,000	1,272,000	17,000	0	10,000	1,852,547	2,903,000
3	523,000	753,000	377,000	1,454,000	1,099,000	764,000	0	0	1,523,940	4,970,000
4	896,000	1,588,000	749,000	1,502,000	1,488,000	250,000	0	0	1,510,132	6,473,000
5	570,000	1,515,000	659,000	1,394,000	1,415,000	1,150,000	0	70,000	1,371,706	6,773,000
6	958,000	1,509,000	733,000	1,454,000	1,525,000	1,288,000	0	110,000	1,185,800	7,577,000
7	942,000	1,531,000	706,000	1,441,000	1,334,000	1,292,000	0	10,000	1,140,615	7,256,000
8	716,000	1,567,000	515,000	1,510,000	902,000	1,331,000	0	70,000	775,588	6,611,000
9	240,000	1,566,000	1,000	1,214,000	760,000	509,000	0	40,000	685,235	4,330,000
10	632,000	1,327,000	373,000	1,115,000	335,000	708,000	0	110,000	2,115,797	4,600,000
11	1,216,000	1,449,000	760,000	1,311,000	1,130,000	1,309,000	0	270,000	1,351,579	7,445,000
12	985,000	1,435,000	711,000	1,423,000	1,378,000	1,265,000	0	790,000	1,709,240	7,987,000
13	1,048,000	1,419,000	746,000	1,417,000	1,142,000	1,057,000	0	790,000	1,930,010	7,619,000
14	1,090,000	1,437,000	752,000	1,463,000	947,000	1,289,000	0	880,000	2,085,729	7,858,000
15	634,000	1,453,000	614,000	1,388,000	830,000	1,787,000	0	630,000	1,242,835	7,336,000
16	308,000	1,414,000	0	1,431,000	31,000	879,000	0	190,000	1,828,697	4,253,000
17	542,000	1,346,000	344,000	1,386,000	439,000	738,000	0	520,000	1,674,020	5,315,000
18	873,000	1,340,000	677,000	1,457,000	1,324,000	1,189,000	0	820,000	1,620,388	7,680,000
19	974,000	1,378,000	681,000	1,393,000	1,262,000	1,239,000	0	900,000	1,400,042	7,827,000
20	962,000	1,398,000	714,000	1,429,000	1,313,000	1,240,000	0	900,000	1,636,690	7,956,000
21	980,000	1,359,000	687,000	1,443,000	1,246,000	1,217,000	0	960,000	1,802,643	7,892,000
22	488,000	1,556,000	575,000	1,621,000	1,450,000	770,000	0	750,000	1,809,132	7,210,000
23	81,000	628,000	241,000	1,180,000	1,325,000	404,000	0	330,000	769,085	4,189,000
24	501,000	643,000	401,000	1,396,000	1,457,000	696,000	0	530,000	1,826,700	5,624,000
25	1,064,000	806,000	653,000	1,385,000	1,368,000	1,208,000	0	930,000	2,119,369	7,414,000
26	937,000	1,315,000	632,000	1,400,000	1,431,000	1,253,000	0	790,000	1,787,132	7,758,000
27	788,000	1,381,000	608,000	1,373,000	1,346,000	1,214,000	0	800,000	1,920,067	7,510,000
28	954,000	1,417,000	611,000	1,441,000	1,569,000	1,233,000	0	720,000	1,791,180	7,945,000
29	869,000	1,423,000	607,000	1,401,000	1,184,000	1,172,000	0	610,000	1,809,963	5,843,000
30	828,000	1,364,000	435,000	1,410,000	1,377,000	713,000	0	650,000	1,739,173	6,777,000
TOTALS	22,206,000	37,994,000	15,782,000	41,320,000	35,090,000	29,709,000	0	14,210,000	47,473,833	243,784,833

CITY OF LIVINGSTON PRODUCTION REPORTS 2019

Jul-19	8	9	11	12	13	14	15	16	17	TOTALS
1	484,000	1,240,000	338,000	825,000	1,563,000	568,000	0	570,000	1,693,984	5,588,000
2	1,112,000	1,234,000	611,000	942,000	1,308,000	1,239,000	0	780,000	2,138,483	7,226,000
3	941,000	1,236,000	462,000	1,296,000	1,373,000	1,227,000	0	610,000	1,731,100	7,145,000
4	849,000	1,092,000	546,000	997,000	1,360,000	882,000	0	590,000	1,690,992	6,316,000
5	951,000	794,000	537,000	1,529,000	1,342,000	1,162,000	0	740,000	1,098,988	7,055,000
6	648,000	1,063,000	535,000	1,270,000	1,476,000	1,050,000	0	740,000	1,291,306	6,782,000
7	56,000	854,000	69,000	1,144,000	1,271,000	228,000	0	490,000	1,066,750	4,112,000
8	627,000	1,365,000	303,000	352,000	1,525,000	685,000	0	790,000	1,058,757	5,647,000
9	873,000	1,493,000	590,000	1,386,000	1,387,000	993,000	0	670,000	1,779,947	7,392,000
10	871,000	1,492,000	579,000	1,348,000	1,357,000	1,141,000	0	770,000	1,585,480	7,558,000
11	917,000	1,254,000	562,000	1,402,000	1,530,000	1,238,000	0	520,000	2,045,780	7,423,000
12	922,000	1,496,000	572,000	1,390,000	1,327,000	1,221,000	0	900,000	1,813,226	7,828,000
13	349,000	1,523,000	450,000	1,338,000	1,389,000	942,000	0	895,000	1,709,259	6,886,000
14	449,000	1,441,000	0	903,000	1,452,000	0	0	460,000	928,728	4,705,000
15	633,000	1,362,000	341,000	1,296,000	1,180,000	804,000	0	300,000	901,111	5,916,000
16	1,186,000	1,107,000	542,000	1,408,000	1,249,000	1,066,000	0	780,000	2,309,159	7,338,000
17	959,000	1,305,000	542,000	1,212,000	1,358,000	1,198,000	0	930,000	1,920,817	7,504,000
18	805,000	1,406,000	344,000	1,378,000	1,522,000	1,174,000	0	730,000	1,979,037	7,359,000
19	898,000	1,414,000	508,000	1,303,000	1,298,000	1,274,000	0	800,000	1,824,263	7,495,000
20	852,000	1,349,000	438,000	958,000	1,408,000	933,000	0	730,000	2,050,157	6,668,000
21	18,000	1,411,000	0	5,000	1,225,000	859,000	0	120,000	1,711,715	3,638,000
22	494,000	1,285,000	310,000	886,000	914,000	801,000	0	550,000	1,622,057	5,240,000
23	811,000	1,366,000	517,000	1,379,000	1,392,000	1,229,000	0	780,000	1,922,260	7,474,000
24	910,000	1,309,000	493,000	1,333,000	1,298,000	1,193,000	0	770,000	1,974,930	7,306,000
25	933,000	1,331,000	504,000	1,384,000	1,364,000	1,243,000	0	860,000	1,898,100	7,619,000
26	1,059,000	1,327,000	487,000	1,416,000	1,449,000	1,240,000	0	900,000	2,162,701	7,878,000
27	560,000	1,395,000	453,000	1,453,000	1,248,000	1,170,000	0	360,000	2,067,300	6,639,000
28	504,000	1,360,000	2,000	1,414,000	0	44,000	0	190,000	1,835,413	3,514,000
29	537,000	1,276,000	257,000	1,116,000	622,000	672,000	0	420,000	1,493,100	4,900,000
30	1,187,000	1,271,000	534,000	1,424,000	1,450,000	927,000	0	750,000	2,011,601	7,543,000
31	915,000	1,294,000	507,000	1,346,000	1,116,000	1,111,000	0	950,000	1,774,889	7,239,000
TOTALS	23,310,000	40,145,000	12,933,000	36,833,000	39,753,000	29,514,000	0	20,445,000	53,091,390	256,024,390

CITY OF LIVINGSTON PRODUCTION REPORTS 2019

Aug-19	8	9	11	12	13	14	15	16	17	TOTALS
1	771,000	1,312,000	486,000	1,342,000	1,541,000	1,183,000	0	750,000	2,168,422	7,385,000
2	820,000	1,314,000	508,000	1,362,000	1,029,000	1,214,000	0	750,000	1,618,061	6,997,000
3	789,000	1,490,000	571,000	1,393,000	1,308,000	1,277,000	0	250,000	1,867,275	7,078,000
4	305,000	1,114,000	320,000	1,394,000	1,511,000	316,000	0	610,000	1,760,118	5,570,000
5	612,000	646,000	303,000	1,304,000	1,216,000	794,000	0	200,000	1,715,560	5,075,000
6	1,112,000	1,124,000	551,000	1,387,000	1,341,000	1,237,000	0	460,000	1,938,230	7,212,000
7	688,000	1,437,000	776,000	1,343,000	1,397,000	1,181,000	0	860,000	1,459,290	7,682,000
8	794,000	1,446,000	505,000	1,376,000	1,237,000	1,084,000	0	670,000	1,706,870	7,112,000
9	933,000	1,458,000	679,000	1,348,000	1,363,000	845,000	0	770,000	1,836,140	7,396,000
10	681,000	1,491,000	271,000	1,311,000	1,268,000	557,000	0	540,000	1,394,202	6,119,000
11	107,000	1,436,000	209,000	1,151,000	1,334,000	65,000	0	390,000	748,649	4,692,000
12	728,000	1,410,000	327,000	471,000	1,489,000	587,000	0	550,000	1,417,830	5,562,000
13	839,000	1,474,000	534,000	966,000	1,358,000	1,203,000	0	870,000	1,936,330	7,244,000
14	937,000	1,434,000	510,000	1,005,000	1,352,000	1,209,000	0	840,000	1,945,801	7,287,000
15	840,000	1,474,000	486,000	1,331,000	1,316,000	1,102,000	0	760,000	1,710,579	7,309,000
16	949,000	1,453,000	472,000	1,317,000	1,311,000	1,190,000	0	780,000	1,774,413	7,472,000
17	264,000	1,413,000	375,000	1,400,000	1,396,000	1,071,000	0	390,000	1,797,451	6,309,000
18	5,000	1,438,000	0	898,000	1,113,000	293,000	0	20,000	1,173,103	3,767,000
19	394,000	1,525,000	222,000	695,000	1,409,000	604,000	0	490,000	1,541,054	5,339,000
20	991,000	1,544,000	559,000	1,310,000	1,275,000	1,205,000	0	620,000	1,561,044	7,504,000
21	741,000	1,398,000	505,000	1,382,000	1,414,000	922,000	0	600,000	1,440,963	6,962,000
22	906,000	1,471,000	518,000	1,357,000	1,317,000	1,498,000	0	600,000	1,838,299	7,667,000
23	672,000	1,438,000	503,000	1,351,000	1,364,000	1,233,000	0	600,000	1,661,241	7,161,000
24	768,000	1,503,000	351,000	1,320,000	1,431,000	1,178,000	0	660,000	1,216,285	7,211,000
25	73,000	1,542,000	19,000	64,000	1,317,000	737,000	0	50,000	1,320,670	3,802,000
26	262,000	1,334,000	2,000	689,000	983,000	728,000	0	680,000	1,692,384	4,678,000
27	1,024,000	1,533,000	0	1,388,000	1,267,000	1,061,000	0	900,000	1,609,700	7,173,000
28	1,079,000	1,513,000	0	1,377,000	1,337,000	1,252,000	0	860,000	1,775,812	7,418,000
29	1,127,000	1,590,000	0	1,445,000	1,363,000	1,313,000	0	790,000	2,196,890	7,628,000
30	1,154,000	1,354,000	0	1,242,000	1,342,000	1,092,000	0	750,000	1,741,073	6,934,000
31	1,072,000	1,551,000	0	1,494,000	1,459,000	1,252,000	0	700,000	2,020,450	7,528,000
TOTALS	22,437,000	43,660,000	10,562,000	37,213,000	41,158,000	30,483,000	0	18,760,000	51,584,189	255,857,189

CITY OF LIVINGSTON PRODUCTION REPORTS 2019

Sep-19	8	9	11	12	13	14	15	16	17	TOTALS
1	323,000	1,483,000	0	314,000	1,355,000	1,174,000	0	500,000	1,496,715	5,149,000
2	30,000	1,262,000	0	285,000	1,355,000	299,000	0	50,000	1,166,340	3,281,000
3	419,000	1,375,000	0	707,000	1,315,000	735,000	0	460,000	1,593,131	5,011,000
4	923,000	1,453,000	0	1,339,000	1,278,000	1,156,000	0	870,000	1,636,290	7,019,000
5	720,000	1,460,000	0	1,355,000	877,000	1,212,000	0	730,000	1,765,010	6,354,000
6	945,000	1,460,000	0	1,400,000	1,396,000	1,208,000	0	690,000	1,737,801	7,099,000
7	1,094,000	500,000	0	1,387,000	1,395,000	1,814,000	0	750,000	1,940,243	6,940,000
8	827,000	0	0	1,333,000	781,000	1,164,000	0	120,000	1,586,770	4,225,000
9	755,000	0	0	1,355,000	1,263,000	967,000	0	720,000	1,606,176	5,060,000
10	1,020,000	1,474,000	0	1,370,000	1,382,000	1,236,000	0	689,000	1,320,107	7,171,000
11	942,000	1,468,000	0	1,361,000	1,389,000	1,206,000	0	661,000	1,490,103	7,027,000
12	937,000	1,459,000	0	1,357,000	1,296,000	1,210,000	0	510,000	1,533,501	6,769,000
13	773,000	1,478,000	0	693,000	1,415,000	1,236,000	0	470,000	1,700,000	6,065,000
14	502,000	1,445,000	0	1,969,000	1,295,000	1,112,000	0	480,000	811,455	6,803,000
15	980,000	1,435,000	0	267,000	67,000	661,000	0	310,000	1,723,689	3,720,000
16	538,000	1,564,000	0	801,000	1,356,000	813,000	0	0	2,122,587	5,072,000
17	825,000	1,506,000	0	1,361,000	1,059,000	1,201,000	0	400,000	1,702,850	6,352,000
18	785,000	1,444,000	0	1,337,000	1,353,000	937,000	0	670,000	1,251,923	6,526,000
19	762,000	1,474,000	0	1,358,000	1,394,000	987,000	0	760,000	1,490,717	6,735,000
20	652,000	1,522,000	0	1,450,000	1,487,000	602,000	0	820,000	1,350,883	6,533,000
21	81,000	1,646,000	0	1,383,000	1,408,000	310,000	0	590,000	1,137,216	5,418,000
22	47,000	1,397,000	0	1,372,000	1,283,000	443,000	0	170,000	664,721	4,712,000
23	128,000	1,364,000	0	290,000	1,315,000	209,000	0	380,000	1,496,316	3,686,000
24	142,000	1,469,000	0	788,000	1,357,000	1,075,000	0	100,000	1,271,706	4,931,000
25	722,000	1,493,000	0	1,010,000	1,400,000	1,275,000	0	100,000	1,421,110	6,000,000
26	1,286,000	1,632,000	0	1,510,000	1,491,000	1,422,000	0	60,000	1,847,090	7,401,000
27	926,000	1,373,000	123,000	1,301,000	1,284,000	1,162,000	0	130,000	1,570,517	6,299,000
28	852,000	1,419,000	0	1,191,000	763,000	1,207,000	0	30,000	1,766,452	5,462,000
29	335,000	1,600,000	0	94,000	0	1,138,000	0	100,000	1,766,261	3,267,000
30	783,000	1,384,000	0	0	610,000	758,000	0	510,000	1,894,228	4,045,000
TOTALS	20,054,000	40,039,000	123,000	31,738,000	35,419,000	29,929,000	0	12,830,000	45,861,908	215,993,908

CITY OF LIVINGSTON PRODUCTION REPORTS 2019

Oct-19	8	9	11	12	13	14	15	16	17	TOTALS
1	1,213,000	1,527,000	15,000	824,000	1,413,000	1,304,000	0	180,000	1,925,259	6,476,000
2	988,000	1,472,000	3,000	499,000	1,411,000	1,221,000	0	750,000	895,583	6,344,000
3	1,125,000	1,254,000	0	0	1,377,000	1,238,000	0	150,000	1,699,208	5,144,000
4	1,057,000	1,538,000	0	1,435,000	1,420,000	1,297,000	0	960,000	1,968,578	7,707,000
5	961,000	1,624,000	0	1,339,000	1,238,000	1,360,000	0	30,000	647,409	6,552,000
6	16,000	896,000	0	107,000	1,440,000	715,000	0	0	958,122	3,174,000
7	430,000	621,000	0	742,000	1,207,000	467,000	0	850,000	1,420,700	4,317,000
8	834,000	1,507,000	0	1,146,000	1,493,000	678,000	0	1,000,000	1,604,500	6,658,000
9	1,002,000	1,258,000	150,000	1,387,000	1,382,000	1,087,000	0	980,000	1,542,492	7,246,000
10	551,000	1,481,000	0	1,393,000	1,461,000	1,248,000	0	790,000	1,504,231	6,924,000
11	887,000	1,483,000	0	1,405,000	1,250,000	1,200,000	0	120,000	1,476,010	6,345,000
12	964,000	372,000	0	842,000	1,608,000	1,250,000	0	0	2,008,791	5,036,000
13	545,000	30,000	0	1,435,000	1,363,000	1,391,000	0	0	1,740,643	4,764,000
14	458,000	20,000	0	1,352,000	1,306,000	798,000	0	0	1,509,834	3,934,000
15	0	1,000	0	1,424,000	1,359,000	1,325,000	0	0	1,744,997	4,109,000
16	1,159,000	926,000	0	1,379,000	1,414,000	1,312,000	0	0	1,494,923	6,190,000
17	1,296,000	1,494,000	0	1,354,000	1,413,000	1,319,000	0	0	1,614,489	6,876,000
18	1,384,000	1,491,000	28,000	1,435,000	1,413,000	929,000	0	0	1,743,282	6,680,000
19	957,000	1,354,000	0	1,274,000	1,396,000	451,000	0	70,000	1,204,105	5,502,000
20	252,000	115,000	0	975,000	1,338,000	62,000	0	0	1,752,420	2,742,000
21	945,000	121,000	364,000	671,000	1,491,000	625,000	0	0	2,045,742	4,217,000
22	1,089,000	1,439,000	500,000	1,477,000	1,377,000	752,000	0	0	1,576,075	6,634,000
23	754,000	1,497,000	406,000	1,103,000	1,292,000	585,000	0	90,000	1,398,109	5,727,000
24	816,000	1,539,000	436,000	1,241,000	1,500,000	72,000	0	380,000	1,608,130	5,984,000
25	1,085,000	1,519,000	704,000	0	1,379,000	664,000	0	1,030,000	2,196,087	6,381,000
26	872,000	1,502,000	349,000	216,000	1,312,000	105,000	0	770,000	1,420,552	5,126,000
27	752,000	1,499,000	7,000	0	1,355,000	3,000	0	0	351,588	3,616,000
28	556,000	983,000	378,000	768,000	1,385,000	255,000	0	0	1,554,742	4,325,000
29	1,084,000	1,500,000	706,000	1,255,000	1,510,000	236,000	0	510,000	1,590,259	6,801,000
30	1,082,000	1,505,000	719,000	1,413,000	1,383,000	351,000	0	840,000	642,371	7,293,000
31	863,000	1,510,000	712,000	85,000	1,451,000	684,000	0	800,000	1,854,628	6,105,000
TOTALS	25,977,000	35,078,000	5,477,000	29,976,000	43,137,000	24,984,000	0	10,300,000	46,693,859	221,622,859

CITY OF LIVINGSTON PRODUCTION REPORTS 2019

Nov-19	8	9	11	12	13	14	15	16	17	TOTALS
1	318,000	854,000	561,000	0	1,388,000	1,299,000	0	600,000	1,305,836	5,020,000
2	608,000	4,000	407,000	40,000	208,000	1,221,000	0	0	1,506,791	2,488,000
3	285,000	1,241,000	320,000	853,000	16,000	1,242,000	0	0	1,552,905	5,509,905
4	1,066,000	1,576,000	290,000	1,408,000	1,065,000	1,298,000	0	580,000	1,133,177	8,416,177
5	255,000	1,514,000	2,000	1,409,000	1,221,000	1,221,000	0	800,000	533,945	6,955,945
6	946,000	1,554,000	3,000	1,363,000	1,337,000	1,297,000	0	700,000	451,692	7,651,692
7	935,000	1,466,000	3,000	1,440,000	1,416,000	1,146,000	0	750,000	548,477	7,704,477
8	822,000	1,512,000	0	988,000	1,080,000	1,164,000	0	600,000	47,131	6,213,131
9	750,000	13,000	0	1,226,000	99,000	1,206,000	0	70,000	90,107	3,454,107
10	104,000	0	0	554,000	640,000	101,600	0	520,000	12,666	1,932,266
11	1,049,000	0	0	1,290,000	925,000	920,000	0	910,000	1,067,111	6,161,111
12	981,000	1,528,000	0	1,276,000	1,199,000	1,245,000	0	600,000	163,334	6,992,334
13	1,058,000	1,529,000	0	1,390,000	1,367,000	1,154,000	0	870,000	330,748	7,698,748
14	993,000	1,700,000	0	290,000	1,377,000	1,239,000	0	570,000	1,400,942	7,569,942
15	979,000	1,297,000	0	1,260,000	1,265,000	2,000	0	890,000	398,985	6,091,985
16	827,000	1,550,000	0	84,000	1,064,000	0	0	80,000	16,585	3,621,585
17	758,000	1,181,000	30,000	995	528,000	724,000	0	30,000	1,371,238	4,623,233
18	1,136,000	1,545,000	803,000	1,345,000	1,284,000	314,000	0	350,000	1,000,820	7,777,820
19	985,000	1,483,000	555,000	230,000	1,302,000	0	0	0	581,200	5,136,200
20	5,000	1,415,000	497,000	2,763,000	1,093,000	13,000	0	0	298,301	6,084,301
21	0	1,374,000	604,000	1,275,000	1,313,000	598,000	0	0	650,242	5,814,242
22	418,000	1,367,000	529,000	1,274,000	1,161,000	315,000	0	0	358,632	5,422,632
23	14,000	767,000	0	1,453,000	472,000	0	0	0	671,143	3,377,143
24	539,000	948,000	399,000	1,440,000	910,000	11,000	0	0	1,407,646	5,654,646
25	892,000	1,561,000	820,000	1,519,000	1,297,000	1,065,000	0	0	493,996	7,647,996
26	964,000	1,595,000	846,000	1,443,000	1,423,000	619,000	0	0	1,099,510	7,989,510
27	638,000	1,595,000	539,000	1,280,000	1,120,000	194,000	0	0	422,906	5,788,906
28	1,096,000	1,539,000	237,000	308,000	1,277,000	836,000	0	0	0	5,293,000
29	1,056,000	1,521,000	0	604,000	1,465,000	1,315,000	0	0	1,065,485	7,026,485
30	953,000	1,298,000	0	755,000	664,000	853,000	0	0	1,175,688	5,698,688
TOTALS	21,430,000	36,527,000	7,445,000	30,560,995	30,976,000	22,612,600	0	8,920,000	21,157,239	179,628,834

CITY OF LIVINGSTON PRODUCTION REPORTS 2019

Dec-19	8	9	11	12	13	14	15	16	17	TOTALS
1	1,152,000	876,000	0	1,497,000	1,000	860,000	0	0	522,534	4,386,000
2	1,172,000	1,416,000	12,000	1,430,000	3,000	1,204,000	0	0	1,872,142	5,237,000
3	1,314,000	1,676,000	23,000	103,000	913,000	1,539,000	0	0	2,126,890	5,568,000
4	1,165,000	1,414,000	0	1,252,000	88,000	1,143,000	0	0	1,931,519	5,062,000
5	898,000	1,545,000	671,000	125,000	1,406,000	1,311,000	0	0	1,286,176	5,956,000
6	924,000	1,531,000	709,000	61,000	1,582,000	1,271,000	0	0	1,418,314	6,078,000
7	1,133,000	1,760,000	0	1,016,000	1,162,000	22,000	0	0	743,909	5,093,000
8	1,105,000	1,279,000	0	691,000	1,148,000	2,000	0	0	173,207	4,225,000
9	1,598,000	1,662,000	0	1,583,000	1,526,000	14,000	0	0	1,168,104	6,383,000
10	1,203,000	1,427,000	188,000	1,338,000	1,434,000	0	0	1,160,000	71,251	6,750,000
11	977,000	1,514,000	7,000	873,000	1,313,000	1,124,000	0	780,000	268,001	6,588,000
12	995,000	1,576,000	2,000	440,000	1,356,000	1,261,000	0	84,000	114,418	5,714,000
13	895,000	994,000	0	0	1,432,000	839,000	0	760,000	43,948	4,920,000
14	909,000	12,000	0	0	963,000	672,000	0	640,000	5,166,000	3,196,000
15	947,000	72,000	0	0	1,260,000	0	0	890,000	866,043	3,169,000
16	968,000	1,515,000	0	0	1,552,000	0	0	870,000	516,082	4,905,000
17	870,000	1,545,000	2,000	0	1,320,000	1,111,000	0	730,000	769,507	5,578,000
18	1,280,000	929,000	0	1,000	1,397,000	1,367,000	0	420,000	1,916,000	5,394,000
19	1,197,000	1,606,000	0	0	1,455,000	1,385,000	0	0	1,614,000	5,643,000
20	1,005,000	1,297,000	182,000	0	1,287,000	866,000	0	0	1,047,468	4,637,000
21	859,000	0	0	0	0	1,010,000	0	0	520,554	1,869,000
22	1,006,000	982,000	331,000	0	0	1,276,000	0	0	813,878	3,595,000
23	331,000	1,600,000	844,000	923,000	0	1,365,000	0	0	1,080,564	5,063,000
24	54,000	987,000	504,000	1,454,000	0	1,252,000	0	0	1,000,205	4,251,000
25	364,000	1,000	518,000	1,733,000	37,000	1,514,000	0	0	1,330,763	4,167,000
26	664,000	1,604,000	538,000	1,576,000	1,262,000	1,359,000	0	410,000	48,000	7,413,000
27	80,000	1,502,000	360,000	1,398,000	1,416,000	1,190,000	0	1,000,000	0	6,946,000
28	115,000	1,327,000	363,000	1,482,000	1,127,000	1,082,000	0	530,000	0	6,026,000
29	423,000	0	333,000	1,474,000	1,022,000	1,222,000	0	570,000	0	5,044,000
30	1,133,000	181,000	934,000	1,749,000	1,649,000	1,420,000	0	970,000	0	8,036,000
31	784,000	1,073,000	207,000	1,264,000	677,000	830,000	0	0	0	4,835,000
TOTALS	27,520,000	34,903,000	6,728,000	23,463,000	29,788,000	29,511,000	0	9,814,000	28,429,477	190,156,477

CITY OF LIVINGSTON PRODUCTION REPORTS 2018

2018										
WELL #	8	9	11	12	13	14	15	16	17	TOTALS
JANUARY	8,137,000	35,241,000	11,819,000	32,509,000	10,738,000	1,000	7,800,000	6,567,000	36,502,098	149,314,098
FEBRUARY	13,738,000	25,913,000	12,724,000	34,385,000	10,081,000	42,000	5,706,000	4,874,000	43,230,208	150,693,208
MARCH	8,005,000	29,321,000	11,843,000	36,597,000	10,163,000	0	6,683,000	4,270,000	35,553,778	142,435,778
APRIL	5,431,000	35,269,000	13,772,000	43,544,000	17,291,000	3,680,000	12,777,000	7,820,000	25,482,889	165,066,889
MAY	10,248,000	33,665,000	16,836,000	43,812,000	24,789,000	28,189,000	13,167,000	11,843,000	26,053,845	208,602,845
JUNE	18,651,000	33,632,000	12,232,000	41,641,000	30,021,000	29,208,000	12,781,000	11,670,000	32,138,266	221,974,266
JULY	24,122,000	27,154,000	15,827,000	54,360,000	41,978,000	33,465,000	13,278,000	19,420,000	37,576,750	267,180,750
AUGUST	26,931,000	11,336,000	16,972,000	44,129,000	33,883,000	32,155,000	12,170,000	19,820,000	34,599,178	231,995,178
SEPTEMBER	23,345,000	21,754,000	13,731,000	40,554,000	35,708,000	16,695,000	182,000	16,620,000	31,290,868	199,879,868
OCTOBER	21,872,000	27,131,000	14,763,000	42,012,000	26,859,000	15,750,000	19,000	2,530,000	37,025,790	187,961,790
NOVEMBER	16,565,000	35,774,000	11,385,000	35,824,000	4,322,000	6,953,000	0	2,910,000	34,620,782	148,353,782
DECEMBER	17,439,000	30,561,000	14,768,000	26,422,000	14,397,000	8,641,000	0	8,230,000	30,065,769	150,523,769
TOTALS(in gal)										2,223,982,221
Annual Total (Gal)	194,484,000	346,751,000	166,672,000	475,789,000	260,230,000	174,779,000	84,563,000	116,574,000	404,140,221	

CITY OF LIVINGSTON PRODUCTION REPORTS 2018

Jan-18	8	9	11	12	13	14	15	16	17	TOTALS
1	0	0	0	0	0	0	0	0	1,906,400	1,906,400
2	2,000	873,000	330,000	940,000	275,000	0	58,000	20,000	1,774,927	4,272,927
3	0	1,512,000	746,000	1,422,000	0	0	468,000	0	1,487,144	5,635,144
4	455,000	1,627,000	467,000	1,472,000	749,000	0	501,000	400,000	499,118	6,170,118
5	495,000	1,455,000	743,000	1,489,000	803,000	1,000	252,000	0	944,569	6,182,569
6	272,000	1,243,000	690,000	1,550,000	0	0	0	880,000	1,619,447	6,254,447
7	491,000	698,000	426,000	1,298,000	366,000	0	5,000	220,000	1,125,410	4,629,410
8	0	1,018,000	253,000	857,000	54,000	0	6,000	0	1,831,427	4,019,427
9	351,000	1,370,000	16,000	1,383,000	715,000	0	57,000	150,000	1,468,678	5,510,678
10	661,000	1,518,000	27,000	1,416,000	593,000	0	0	330,000	1,282,887	5,827,887
11	283,000	1,493,000	301,000	1,195,000	803,000	0	777,000	120,000	378,455	5,350,455
12	1,000	1,694,000	20,000	1,518,000	0	0	280,000	0	846,795	4,359,795
13	0	1,421,000	0	1,308,000	0	0	0	0	1,102,801	3,831,801
14	0	1,195,000	0	0	0	0	0	0	1,411,327	2,606,327
15	0	1,107,000	0	33,000	0	0	21,000	0	1,603,913	2,764,913
16	0	1,502,000	15,000	754,000	0	0	22,000	0	1,705,862	3,998,862
17	0	1,526,000	523,000	268,000	947,000	0	682,000	0	0	3,946,000
18	299,000	1,427,000	307,000	1,400,000	121,000	0	863,000	0	24,174	4,441,174
19	715,000	1,591,000	854,000	1,401,000	2,000	0	419,000	0	1,356,446	6,338,446
20	0	1,526,000	584,000	1,583,000	0	0	0	19,000	1,413,641	5,125,641
21	363,000	859,000	173,000	993,000	0	0	45,000	0	1,848,857	4,281,857
22	22,000	814,000	277,000	552,000	194,000	0	743,000	110,000	895,100	3,607,100
23	1,088,000	25,000	463,000	223,000	1,193,000	0	16,000	1,120,000	1,595,879	5,723,879
24	1,120,000	0	680,000	30,000	1,312,000	0	0	1,040,000	1,558,813	5,740,813
25	1,143,000	0	839,000	1,424,000	0	0	0	1,070,000	1,463,660	5,939,660
26	98,000	1,396,000	604,000	1,556,000	850,000	0	719,000	440,000	56,223	5,719,223
27	43,000	1,387,000	498,000	1,355,000	450,000	0	281,000	370,000	641,200	5,025,200
28	4,000	999,000	1,000	1,319,000	0	0	177,000	0	1,046,434	3,546,434
29	37,000	1,105,000	353,000	751,000	256,000	0	485,000	138,000	1,044,208	4,169,208
30	144,000	1,423,000	869,000	1,502,000	0	0	827,000	70,000	1,161,225	5,996,225
31	50,000	1,437,000	760,000	1,517,000	1,055,000	0	96,000	70,000	1,407,078	6,392,078
TOTALS	8,137,000	35,241,000	11,819,000	32,509,000	10,738,000	1,000	7,800,000	6,567,000	36,502,098	149,314,098

CITY OF LIVINGSTON PRODUCTION REPORTS 2018

Feb-18	8	9	11	12	13	14	15	16	17	TOTALS
1	1,116,000	54,000	870,000	1,356,000	1,092,000	13,000	210,000	289,000	1,083,070	6,083,070
2	473,000	1,437,000	741,000	1,604,000	149,000	0	683,000	440,000	974,529	6,501,529
3	604,000	1,017,000	248,000	1,551,000	0	0	70,000	0	1,260,162	4,750,162
4	0	0	0	1,597,000	0	0	2,000	0	862,601	2,461,601
5	11,000	897,000	372,000	897,000	2,000	0	3,000	0	1,875,921	4,057,921
6	47,000	1,543,000	941,000	1,625,000	21,000	0	5,000	500,000	791,047	5,473,047
7	1,041,000	1,421,000	678,000	0	825,000	0	625,000	310,000	12,506,000	17,406,000
8	1,031,000	1,471,000	721,000	957,000	1,109,000	0	327,000	10,000	876,442	6,502,442
9	1,116,000	1,707,000	764,000	1,351,000	1,242,000	0	53,000	40,000	760,920	7,033,920
10	524,000	1,097,000	0	1,392,000	541,000	0	8,000	0	645,860	4,207,860
11	12,000	325,000	0	1,408,000	0	0	7,000	0	887,669	2,639,669
12	498,000	615,000	159,000	1,403,000	0	0	0	0	1,316,361	3,991,361
13	1,094,000	248,000	831,000	1,560,000	544,000	29,000	68,000	950,000	1,395,270	6,719,270
14	981,000	1,111,000	712,000	1,399,000	1,175,000	0	588,000	5,000	89,955	6,060,955
15	482,000	1,423,000	801,000	1,592,000	945,000	0	0	510,000	1,084,899	6,837,899
16	904,000	1,383,000	818,000	1,060,000	919,000	0	740,000	80,000	788,658	6,692,658
17	553,000	1,335,000	536,000	1,466,000	25,000	0	56,000	0	1,127,962	5,098,962
18	0	0	0	930,000	0	0	60,000	0	1,713,006	2,703,006
19	9,000	0	1,000	562,000	0	0	667,000	0	366,693	1,605,693
20	401,000	674,000	331,000	949,000	0	0	0	0	1,831,600	4,186,600
21	1,053,000	1,477,000	189,000	1,443,000	1,223,000	0	178,000	70,000	1,139,851	6,772,851
22	540,000	1,291,000	734,000	1,401,000	269,000	0	26,000	80,000	1,825,997	6,166,997
23	778,000	1,465,000	854,000	1,452,000	0	0	506,000	270,000	1,597,000	6,922,000
24	155,000	926,000	277,000	1,262,000	0	0	247,000	0	1,347,257	4,214,257
25	0	0	0	1,530,000	0	0	0	0	1,245,279	2,775,279
26	12,000	1,140,000	4,000	96,000	0	0	0	0	731,732	1,983,732
27	66,000	464,000	404,000	1,154,000	0	0	393,000	691,000	1,468,800	4,640,800
28	237,000	1,392,000	738,000	1,388,000	0	0	184,000	629,000	1,635,667	6,203,667
29										0
Totals	13,738,000	25,913,000	12,724,000	34,385,000	10,081,000	42,000	5,706,000	4,874,000	43,230,208	150,693,208
							0			

CITY OF LIVINGSTON PRODUCTION REPORTS 2018

Mar-18	8	9	11	12	13	14	15	16	17	TOTALS
1	535,000	1,414,000	755,000	1,556,000	1,200,000	0	474,000	0	805,274	5,934,000
2	774,000	1,430,000	236,000	1,479,000	336,000	0	654,000	0	1,277,522	4,909,000
3	231,000	894,000	81,000	1,178,000	363,000	0	136,000	0	1,158,000	2,883,000
4	0	0	0	597,000	0	0	22,000	0	1,225,400	619,000
5	202,000	691,000	356,000	1,068,000	0	0	0	230,000	1,436,939	2,547,000
6	522,000	1,426,000	388,000	1,555,000	309,000	0	622,000	270,000	892,632	5,092,000
7	545,000	1,449,000	628,000	1,654,000	194,000	0	463,000	30,000	1,348,289	4,963,000
8	621,000	1,393,000	757,000	1,321,000	44,000	0	26,000	0	1,892,652	4,162,000
9	526,000	1,125,000	313,000	1,159,000	0	0	412,000	0	53,927	3,535,000
10	7,000	894,000	0	0	0	0	6,000	20,000	1,502,155	927,000
11	2,000	1,000	0	0	0	0	11,000	70,000	1,588,248	84,000
12	15,000	852,000	473,000	1,329,000	0	0	489,000	650,000	577,239	3,808,000
13	432,000	1,172,000	566,000	1,440,000	1,065,000	0	104,000	290,000	1,235,934	5,069,000
14	819,000	1,433,000	70,000	1,344,000	1,284,000	0	0	10,000	1,111,890	4,960,000
15	106,000	1,412,000	572,000	1,413,000	1,170,000	0	340,000	830,000	228,984	5,843,000
16	310,000	1,605,000	1,002,000	1,506,000	0	0	204,000	490,000	1,340,029	5,117,000
17	109,000	971,000	282,000	1,513,000	0	0	63,000	0	1,189,692	2,938,000
18	3,000	30,000	0	1,000	2,000	0	3,000	0	2,228,116	39,000
19	266,000	971,000	354,000	679,000	0	0	130,000	0	1,583,856	2,400,000
20	404,000	1,317,000	778,000	1,478,000	0	0	477,000	0	1,424,300	4,454,000
21	302,000	944,000	736,000	1,448,000	390,000	0	488,000	270,000	1,551,979	4,578,000
22	654,000	243,000	831,000	1,528,000	1,093,000	0	16,000	290,000	1,543,940	4,655,000
23	278,000	1,507,000	606,000	1,324,000	351,000	0	26,000	0	1,481,351	4,092,000
24	128,000	22,000	0	1,647,000	0	0	69,000	310,000	962,982	2,176,000
25	0	0	0	444,000	0	0	0	0	1,313,111	444,000
26	15,000	890,000	0	982,000	27,000	0	0	0	1,298,845	1,914,000
27	151,000	226,000	387,000	1,472,000	389,000	0	622,000	0	1,767,382	3,247,000
28	0	1,620,000	0	974,000	476,000	0	91,000	0	426,688	3,161,000
29	40,000	749,000	150,000	1,495,000	1,041,000	0	39,000	330,000	325,034	3,844,000
30	8,000	1,450,000	862,000	1,544,000	325,000	0	677,000	170,000	7,306	5,036,000
31	0	1,190,000	660,000	1,469,000	104,000	0	19,000	10,000	774,082	3,452,000
TOTALS	8,005,000	29,321,000	11,843,000	36,597,000	10,163,000	0	6,683,000	4,270,000	35,553,778	142,435,778

CITY OF LIVINGSTON PRODUCTION REPORTS 2018

Apr-18	8	9	11	12	13	14	15	16	17	TOTALS
1	0	29,000	1,000	1,619,000	0	0	166,000	0	759,696	1,815,000
2	0	4,000	0	1,094,000	0	0	0	0	1,743,754	1,098,000
3	69,000	787,000	371,000	1,120,000	0	0	0	0	1,859,427	2,347,000
4	399,000	1,497,000	576,000	442,000	538,000	0	699,000	310,000	1,007,636	4,461,000
5	844,000	1,435,000	373,000	1,528,000	1,397,000	0	35,000	0	501,542	5,612,000
6	591,000	1,607,000	336,000	1,512,000	1,275,000	0	0	0	1,195,247	5,321,000
7	83,000	1,265,000	711,000	1,585,000	275,000	0	104,000	360,000	1,362,000	4,383,000
8	500,000	1,219,000	143,000	1,436,000	0	0	36,000	0	1,247,946	3,334,000
9	141,000	1,135,000	362,000	1,271,000	0	0	529,000	400,000	0	3,838,000
10	618,000	1,575,000	675,000	1,533,000	133,000	0	357,000	260,000	1,543,347	5,151,000
11	164,000	1,378,000	616,000	1,621,000	1,426,000	0	467,000	280,000	60,179	5,952,000
12	81,000	1,305,000	604,000	1,253,000	109,000	0	249,000	480,000	1,708,000	4,081,000
13	327,000	1,448,000	779,000	1,521,000	51,000	0	785,000	540,000	1,078,179	5,451,000
14	452,000	1,432,000	381,000	1,659,000	409,000	0	652,000	190,000	141,745	5,175,000
15	0	379,000	1,000	1,512,000	0	0	5,000	0	855,742	1,897,000
16	82,000	888,000	383,000	1,323,000	0	0	542,000	40,000	1,011,748	3,258,000
17	25,000	1,627,000	868,000	1,540,000	23,000	0	573,000	0	1,645,267	4,656,000
18	29,000	1,267,000	709,000	1,484,000	489,000	0	589,000	630,000	956,957	5,197,000
19	43,000	1,460,000	740,000	1,983,000	1,236,000	0	1,030,000	370,000	0	6,862,000
20	296,000	1,360,000	785,000	1,027,000	1,046,000	0	978,000	840,000	0	6,332,000
21	196,000	1,823,000	571,000	1,893,000	839,000	0	729,000	170,000	1,534,173	6,221,000
22	0	904,000	0	1,310,000	0	0	614,000	230,000	568,020	3,058,000
23	68,000	869,000	429,000	1,456,000	545,000	0	445,000	10,000	1,362,371	3,822,000
24	150,000	1,465,000	623,000	1,605,000	1,048,000	1,035,000	456,000	169,000	652,975	6,551,000
25	11,000	1,308,000	520,000	1,783,000	1,080,000	1,025,000	728,000	391,000	43,690	6,846,000
26	0	1,457,000	846,000	1,330,000	1,300,000	273,000	596,000	1,250,000	54,599	7,052,000
27	23,000	1,330,000	706,000	1,400,000	1,348,000	1,180,000	472,000	120,000	631,932	6,579,000
28	157,000	1,655,000	304,000	1,581,000	1,182,000	159,000	278,000	390,000	351,152	5,706,000
29	0	568,000	1,000	1,492,000	868,000	5,000	284,000	40,000	759,511	3,258,000
30	82,000	793,000	358,000	1,631,000	674,000	3,000	379,000	350,000	846,054	4,270,000
31										
TOTALS	5,431,000	35,269,000	13,772,000	43,544,000	17,291,000	3,680,000	12,777,000	7,820,000	25,482,889	165,066,889

CITY OF LIVINGSTON PRODUCTION REPORTS 2018

May-18	8	9	11	12	13	14	15	16	17	TOTALS
1	51,000	1,446,000	717,000	1,327,000	962,000	962,000	527,000	310,000	665,143	6,302,000
2	160,000	1,430,000	770,000	1,573,000	58,000	1,504,000	700,000	750,000	266,385	6,945,000
3	378,000	1,355,000	583,000	1,442,000	1,425,000	1,113,000	532,000	380,000	44,310	7,208,000
4	399,000	1,372,000	734,000	1,585,000	1,213,000	1,311,000	391,000	180,000	166,496	7,185,000
5	528,000	1,449,000	736,000	1,371,000	1,154,000	418,000	763,000	540,000	0	6,959,000
6	150,000	1,402,000	18,000	1,495,000	1,415,000	290,000	428,000	0	0	5,198,000
7	199,000	1,093,000	346,000	1,389,000	1,366,000	27,000	320,000	600,000	0	5,340,000
8	698,000	1,456,000	586,000	1,508,000	1,326,000	708,000	645,000	610,000	0	7,537,000
9	526,000	969,000	738,000	1,325,000	1,357,000	1,313,000	60,000	3,000	1,647,226	6,291,000
10	386,000	1,045,000	592,000	1,399,000	113,000	1,084,000	373,000	560,000	1,149,880	5,552,000
11	392,000	1,317,000	749,000	1,465,000	6,000	1,327,000	111,000	240,000	2,074,090	5,607,000
12	678,000	233,000	822,000	1,520,000	0	1,491,000	667,000	450,000	1,486,446	5,861,000
13	328,000	933,000	418,000	1,542,000	1,368,000	1,351,000	496,000	0	0	6,436,000
14	252,000	1,084,000	326,000	1,311,000	808,000	785,000	591,000	0	231,067	5,157,000
15	517,000	1,006,000	768,000	1,495,000	493,000	1,021,000	576,000	90,000	1,259,176	5,966,000
16	72,000	955,000	777,000	1,480,000	1,307,000	1,290,000	0	500,000	997,692	6,381,000
17	623,000	968,000	627,000	1,412,000	1,350,000	983,000	325,000	10,000	667,571	6,298,000
18	369,000	1,263,000	712,000	1,495,000	692,000	1,369,000	376,000	200,000	1,395,781	6,476,000
19	35,000	1,401,000	317,000	1,401,000	42,000	800,000	0	0	1,483,413	3,996,000
20	7,000	1,306,000	0	1,441,000	0	2,000	433,000	340,000	135,412	3,529,000
21	108,000	1,323,000	336,000	1,524,000	753,000	372,000	559,000	690,000	0	5,665,000
22	527,000	1,399,000	773,000	1,629,000	1,328,000	199,000	1,009,000	1,110,000	10,853	7,974,000
23	316,000	1,396,000	813,000	1,472,000	1,356,000	850,000	1,006,000	720,000	5,315	7,929,000
24	489,000	513,000	791,000	1,483,000	986,000	1,316,000	498,000	550,000	1,930,617	6,626,000
25	739,000	0	896,000	1,342,000	1,204,000	1,423,000	1,000	640,000	1,596,252	6,245,000
26	811,000	215,000	451,000	1,572,000	1,204,000	903,000	0	510,000	1,342,078	5,666,000
27	116,000	738,000	44,000	1,501,000	173,000	568,000	0	320,000	1,650,717	3,460,000
28	0	708,000	0	1,371,000	0	96,000	273,000	0	947,902	2,448,000
29	51,000	1,105,000	102,000	1,325,000	0	676,000	128,000	500,000	1,427,783	3,887,000
30	269,000	1,479,000	865,000	138,000	1,256,000	1,369,000	828,000	580,000	1,716,960	8,231,960
31	74,000	1,306,000	429,000	1,479,000	74,000	1,268,000	551,000	460,000	1,755,280	7,322,280
TOTALS	10,248,000	33,665,000	16,836,000	43,812,000	24,789,000	28,189,000	13,167,000	11,843,000	26,053,845	208,602,845

CITY OF LIVINGSTON PRODUCTION REPORTS 2018

Jun-18	8	9	11	12	13	14	15	16	17	TOTALS
1	23,000	1,367,000	552,000	1,493,000	302,000	1,304,000	922,000	270,000	1,636,655	6,233,000
2	309,000	1,563,000	118,000	1,504,000	0	827,000	107,000	190,000	1,951,601	4,618,000
3	158,000	333,000	12,000	726,000	640,000	835,000	510,000	310,000	1,052,390	3,524,000
4	590,000	24,000	383,000	1,016,000	600,000	918,000	539,000	630,000	1,218,790	4,700,000
5	1,003,000	1,400,000	553,000	1,532,000	0	1,157,000	468,000	430,000	1,527,229	6,543,000
6	1,050,000	1,327,000	529,000	1,390,000	822,000	792,000	621,000	1,050,000	870,988	7,581,000
7	1,074,000	1,397,000	373,000	1,563,000	0	1,272,000	259,000	820,000	1,712,183	6,758,000
8	886,000	1,587,000	791,000	1,521,000	1,111,000	1,617,000	561,000	290,000	592,963	8,364,000
9	487,000	1,165,000	177,000	1,333,000	1,252,000	1,008,000	391,000	70,000	1,061,432	5,883,000
10	306,000	1,305,000	39,000	1,440,000	1,336,000	378,000	0	630,000	0	5,434,000
11	703,000	1,137,000	60,000	1,342,000	1,404,000	600,000	131,000	510,000	0	5,887,000
12	428,000	1,261,000	542,000	1,506,000	1,389,000	1,213,000	542,000	630,000	1,198,328	7,511,000
13	881,000	1,436,000	617,000	1,363,000	1,347,000	1,218,000	541,000	340,000	1,244,788	7,743,000
14	900,000	1,301,000	550,000	1,295,000	1,044,000	1,426,000	96,000	480,000	1,505,141	7,092,000
15	678,000	1,185,000	465,000	1,492,000	1,335,000	907,000	272,000	380,000	1,511,938	6,714,000
16	359,000	1,130,000	26,000	1,398,000	1,080,000	951,000	0	70,000	1,463,992	5,014,000
17	377,000	0	0	1,297,000	1,192,000	382,000	22,000	0	1,611,428	3,270,000
18	422,000	726,000	0	1,449,000	1,379,000	185,000	2,000	0	1,033,154	4,163,000
19	672,000	1,460,000	643,000	1,464,000	705,000	958,000	632,000	460,000	1,099,256	6,994,000
20	697,000	1,212,000	727,000	1,398,000	870,000	926,000	634,000	500,000	1,132,899	6,964,000
21	881,000	1,382,000	459,000	1,636,000	1,511,000	1,511,000	799,000	580,000	843,211	8,759,000
22	799,000	741,000	722,000	1,272,000	889,000	657,000	693,000	640,000	1,092,957	6,413,000
23	273,000	1,444,000	416,000	1,479,000	1,277,000	658,000	410,000	90,000	1,184,547	6,047,000
24	73,000	400,000	91,000	1,470,000	1,183,000	754,000	349,000	410,000	194,711	4,730,000
25	590,000	414,000	338,000	1,250,000	1,311,000	841,000	497,000	350,000	0	5,591,000
26	685,000	1,352,000	633,000	1,371,000	1,206,000	1,223,000	509,000	120,000	1,119,725	7,099,000
27	576,000	1,372,000	489,000	1,408,000	1,174,000	1,080,000	446,000	400,000	1,649,727	6,945,000
28	919,000	1,387,000	604,000	1,477,000	1,324,000	1,188,000	434,000	40,000	1,101,543	7,373,000
29	882,000	1,715,000	804,000	1,355,000	1,319,000	1,181,000	733,000	520,000	1,434,820	8,509,000
30	970,000	1,109,000	519,000	1,401,000	1,019,000	1,241,000	661,000	460,000	91,870	7,380,000
TOTALS	18,651,000	33,632,000	12,232,000	41,641,000	30,021,000	29,208,000	12,781,000	11,670,000	32,138,266	221,974,266

CITY OF LIVINGSTON PRODUCTION REPORTS 2018

Jul-18	8	9	11	12	13	14	15	16	17	TOTALS
1	311,000	1,623,000	310,000	1,368,000	1,082,000	978,000	853,000	660,000	280,501	7,185,000
2	329,000	962,000	350,000	1,326,000	1,394,000	721,000	735,000	490,000	0	6,307,000
3	986,000	1,357,000	718,000	1,612,000	1,334,000	1,183,000	752,000	890,000	0	8,832,000
4	649,000	1,476,000	378,000	1,537,000	1,095,000	948,000	531,000	660,000	121,175	7,274,000
5	523,000	1,287,000	287,000	1,203,000	1,238,000	619,000	468,000	70,000	0	5,695,000
6	999,000	1,051,000	563,000	1,503,000	1,429,000	1,231,000	464,000	780,000	1,452,609	8,020,000
7	665,000	927,000	792,000	1,469,000	1,081,000	1,624,000	475,000	930,000	1,399,430	7,963,000
8	612,000	512,000	359,000	1,368,000	1,205,000	1,147,000	251,000	600,000	1,635,558	6,054,000
9	444,000	799,000	299,000	1,219,000	690,000	846,000	2,000	280,000	1,681,230	4,579,000
10	956,000	1,468,000	630,000	1,421,000	1,036,000	1,164,000	677,000	540,000	925,662	7,892,000
11	785,000	1,358,000	647,000	1,501,000	1,042,000	1,214,000	517,000	870,000	1,882,673	7,934,000
12	783,000	1,502,000	739,000	1,631,000	326,000	1,267,000	292,000	690,000	1,909,867	7,230,000
13	717,000	1,473,000	611,000	1,107,000	1,221,000	1,273,000	103,000	560,000	1,302,260	7,065,000
14	1,027,000	1,466,000	745,000	1,466,000	1,117,000	1,193,000	192,000	370,000	1,465,120	7,576,000
15	700,000	1,252,000	353,000	1,241,000	1,269,000	1,140,000	340,000	670,000	582,836	6,965,000
16	554,000	1,349,000	338,000	14,270,000	9,090,000	763,000	520,000	510,000	273,814	27,394,000
17	1,475,000	1,458,000	839,000	1,012,000	1,301,000	1,347,000	302,000	950,000	860,000	8,684,000
18	800,000	900,000	525,000	1,789,000	1,056,000	1,095,000	751,000	710,000	1,758,411	7,626,000
19	1,278,000	0	785,000	1,316,000	1,336,000	1,345,000	651,000	1,240,000	1,636,322	7,951,000
20	742,000	993,000	784,000	1,647,000	936,000	1,385,000	380,000	1,400,000	1,610,187	8,267,000
21	217,000	322,000	187,000	993,000	1,119,000	905,000	1,000	200,000	1,407,163	3,944,000
22	208,000	0	1,000	1,384,000	1,229,000	403,000	207,000	0	1,804,385	3,432,000
23	318,000	554,000	171,000	1,283,000	1,250,000	567,000		450,000	1,393,774	4,593,000
24	972,000	845,000	439,000	1,348,000	1,036,000	1,326,000	92,000	1,000,000	1,693,611	7,058,000
25	772,000	1,506,000	565,000	1,370,000	1,011,000	821,000	408,000	590,000	1,693,049	7,043,000
26	1,147,000	384,000	539,000	1,330,000	999,000	1,205,000	278,000	550,000	1,539,388	6,432,000
27	1,069,000	112,000	713,000	1,399,000	1,215,000	1,222,000	805,000	920,000	1,436,795	7,455,000
28	1,163,000	0	692,000	1,418,000	950,000	1,228,000	427,000	560,000	1,741,418	6,438,000
29	686,000	218,000	398,000	1,388,000	688,000	1,333,000	906,000	1,180,000	834,087	6,797,000
30	1,159,000	0	518,000	1,441,000	1,033,000	922,000	458,000	0	1,269,433	5,531,000
31	1,076,000	0	552,000		1,170,000	1,050,000	440,000	100,000	1,985,992	4,388,000
TOTALS	24,122,000	27,154,000	15,827,000	54,360,000	41,978,000	33,465,000	13,278,000	19,420,000	37,576,750	267,180,750

CITY OF LIVINGSTON PRODUCTION REPORTS 2018

Aug-18	8	9	11	12	13	14	15	16	17	TOTALS
1	1,424,000	269,000	723,000	1,376,000	984,000	1,240,000	633,000	1,120,000	1,473,955	7,769,000
2	947,000	674,000	710,000	1,385,000	690,000	1,217,000	462,000	680,000	1,497,313	6,765,000
3	1,393,000	829,000	786,000	1,375,000	1,023,000	1,237,000	625,000	830,000	1,804,780	8,098,000
4	1,018,000	0	413,000	1,629,000	1,171,000	1,077,000	73,000	130,000	1,504,007	5,511,000
5	404,000	0	1,000	1,421,000	1,246,000	135,000	428,000	620,000	315,614	4,255,000
6	688,000	828,000	449,000	1,426,000	1,343,000	943,000	379,000	790,000	26,466	6,846,000
7	664,000	1,110,000	686,000	1,262,000	692,000	1,097,000	464,000	430,000	1,706,872	6,405,000
8	839,000	1,567,000	666,000	1,364,000	813,000	1,191,000	768,000	410,000	1,185,531	7,618,000
9	1,125,000	432,000	708,000	1,397,000	1,172,000	1,257,000	466,000	500,000	1,317,987	7,057,000
10	1,248,000	265,000	729,000	1,483,000	1,134,000	1,298,000	823,000	720,000	1,134,503	7,700,000
11	833,000	61,000	435,000	1,390,000	1,266,000	1,231,000	244,000	510,000	1,321,837	5,970,000
12	28,000	0	4,000	1,358,000	139,000	1,013,000	274,000	190,000	1,438,420	3,006,000
13	676,000	0	280,000	1,383,000	1,161,000	871,000	469,000	560,000	131,846	5,400,000
14	1,408,000	322,000	960,000	1,548,000	1,394,000	1,442,000	1,014,000	1,360,000	37,690	9,448,000
15	938,000	368,000	587,000	1,504,000	1,105,000	1,112,000	342,000	470,000	1,328,137	6,426,000
16	1,541,000	5,000	711,000	1,273,000	1,250,000	1,156,000	502,000	650,000	1,187,009	7,088,000
17	956,000	43,000	741,000	1,493,000	1,268,000	1,243,000	597,000	690,000	1,470,902	7,031,000
18	512,000	0	392,000	1,486,000	1,264,000	1,301,000	442,000	980,000	534,403	6,377,000
19	47,000	0	2,000	1,446,000	1,256,000	1,204,000	565,000	370,000	0	4,890,000
20	635,000	0	306,000	1,396,000	1,066,000	847,000	667,000	590,000	654,106	5,507,000
21	1,130,000	961,000	772,000	1,291,000	1,175,000	58,000	539,000	1,230,000	1,225,392	7,156,000
22	1,017,000	52,000	696,000	1,396,000	1,284,000	1,240,000	416,000	650,000	1,538,794	6,751,000
23	1,130,000	95,000	716,000	1,415,000	1,178,000	1,242,000	369,000	840,000	932,871	6,985,000
24	1,007,000	0	774,000	1,421,000	1,269,000	1,263,000	594,000	640,000	1,169,979	6,968,000
25	755,000	0	416,000	1,534,000	1,087,000	1,287,000	15,000	380,000	1,101,176	5,474,000
26	135,000	0	3,000	1,310,000	1,390,000	204,000	0	40,000	1,426,428	3,082,000
27	275,000	545,000	255,000	1,467,000	991,000	632,000	0	460,000	1,436,610	4,625,000
28	1,043,000	463,000	765,000	1,336,000	137,000	1,201,000	0	560,000	1,819,220	5,505,000
29	1,025,000	953,000	775,000	1,464,000	1,341,000	754,000	0	690,000	1,286,407	7,002,000
30	1,162,000	271,000	736,000	1,412,000	1,284,000	1,014,000	0	980,000	1,611,743	6,859,000
31	928,000	1,223,000	775,000	1,688,000	1,310,000	1,148,000	0	750,000	979,180	7,822,000
TOTALS	26,931,000	11,336,000	16,972,000	44,129,000	33,883,000	32,155,000	12,170,000	19,820,000	34,599,178	231,995,178

CITY OF LIVINGSTON PRODUCTION REPORTS 2018

Sep-18	8	9	11	12	13	14	15	16	17	TOTALS
1	817,000	5,000	357,000	1,429,000	1,299,000	164,000	0	920,000	1,248,000	4,991,000
2	129,000	0	0	1,428,000	1,382,000	29,000	0	10,000	1,516,000	2,978,000
3	385,000	0	0	923,000	1,108,000	222,000	0	650,000	0	3,288,000
4	903,000	710,000	441,000	1,456,000	879,000	0	0	710,000	1,320,000	5,099,000
5	984,000	665,000	656,000	1,344,000	1,029,000	387,000	0	970,000	1,321,000	6,035,000
6	498,000	660,000	618,000	1,446,000	1,077,000	588,000	1,000	1,030,000	1,635,000	5,918,000
7	942,000	785,000	590,000	1,491,000	1,253,000	989,000	0	1,050,000	1,225,000	7,100,000
8	478,000	250,000	326,000	1,273,000	1,104,000	577,000	0	800,000	1,053,000	4,808,000
9	430,000	0	3,000	1,446,000	1,356,000	1,162,000	0	140,000	0	4,537,000
10	727,000	704,000	414,000	1,495,000	1,430,000	871,000	0	610,000	7,773	6,251,000
11	1,065,000	1,101,000	636,000	1,429,000	383,000	1,003,000	179,000	1,050,000	1,658,000	6,846,000
12	1,061,000	614,000	747,000	1,295,000	1,413,000	846,000	0	980,000	1,595,000	6,956,000
13	1,000,000	696,000	773,000	1,435,000	1,259,000	821,000	0	500,000	976,543	6,484,000
14	935,000	1,437,000	827,000	1,589,000	1,376,000	731,000	0	1,070,000	323,042	7,965,000
15	1,017,000	928,000	587,000	1,320,000	1,328,000	668,000	0	140,000	1,415,561	5,988,000
16	505,000	317,000	29,000	1,339,000	1,323,000	112,000	0	0	1,248,896	3,625,000
17	614,000	2,000	332,000	1,064,000	1,402,000	619,000	0	390,000	0	4,423,000
18	1,294,000	899,000	760,000	1,497,000	1,410,000	1,269,000	0	1,250,000	0	8,379,000
19	749,000	848,000	514,000	1,408,000	1,013,000	898,000	0	220,000	1,455,294	5,650,000
20	1,190,000	119,000	336,000	1,587,000	1,391,000	0	0	850,000	1,352,845	5,473,000
21	1,045,000	1,845,000	600,000	1,294,000	1,321,000	705,000	0	710,000	890,881	7,520,000
22	1,198,000	1,021,000	595,000	1,455,000	1,016,000	312,000	0	160,000	1,280,549	5,757,000
23	701,000	278,000	178,000	1,635,000	1,270,000	0	0	0	1,206,880	4,062,000
24	769,000	187,000	520,000	1,502,000	1,575,000	1,070,000	2,000	0	1,629,424	5,625,000
25	727,000	1,177,000	695,000	1,164,000	1,257,000	882,000	0	580,000	21,164	6,482,000
26	774,000	1,393,000	592,000	1,505,000	1,348,000	741,000	0	850,000	1,232,013	7,203,000
27	1,213,000	1,512,000	678,000	1,652,000	1,264,000	545,000	0	0	1,383,115	6,864,000
28	738,000	1,091,000	673,000	1,420,000	1,341,000	328,000	0	490,000	1,631,427	6,081,000
29	457,000	1,181,000	254,000	1,110,000	1,101,000	156,000	0	0	1,156,655	4,259,000
30	0	1,329,000	0	123,000	0	0	0	490,000	1,507,806	1,942,000
TOTALS	23,345,000	21,754,000	13,731,000	40,554,000	35,708,000	16,695,000	182,000	16,620,000	31,290,868	199,879,868

CITY OF LIVINGSTON PRODUCTION REPORTS 2018

Oct-18	8	9	11	12	13	14	15	16	17	TOTALS
1	512,000	1,122,000	348,000	937,000	618,000	135,000	0	210,000	1,590,600	3,882,000
2	280,000	1,301,000	758,000	1,424,000	1,377,000	1,272,000	0	300,000	751,756	6,712,000
3	185,000	1,336,000	777,000	1,579,000	1,354,000	345,000	0	800,000	1,621,314	6,376,000
4	943,000	1,260,000	752,000	1,332,000	1,296,000	625,000	0	20,000	707,817	6,228,000
5	1,100,000	1,556,000	777,000	1,524,000	1,385,000	66,000	0	120,000	1,300,129	6,528,000
6	377,000	942,000	102,000	1,182,000	1,271,000	0	0	0	778,944	3,874,000
7	0	1,392,000	0	0	25,000	0	0	0	1,694,370	1,417,000
8	287,000	159,000	416,000	877,000	0	560,000	0	20,000	1,785,785	2,319,000
9	980,000	1,397,000	897,000	1,608,000	0	821,000	0	250,000	1,499,045	5,953,000
10	778,000	1,116,000	695,000	1,266,000	1,364,000	387,000	0	0	1,344,240	5,606,000
11	1,023,000	1,243,000	779,000	1,427,000	1,447,000	83,000	0	40,000	1,129,609	6,042,000
12	1,010,000	1,510,000	834,000	1,545,000	1,327,000	356,000	0	0	1,247,883	6,582,000
13	865,000	152,000	218,000	1,290,000	1,314,000	347,000	0	0	1,009,548	4,186,000
14	0	0	0	1,440,000	0	32,000	0	0	1,845,340	1,472,000
15	661,000	0	456,000	1,641,000	121,000	789,000	0	0	1,954,036	3,668,000
16	1,360,000	0	776,000	1,279,000	1,361,000	900,000	0	0	1,264,054	5,676,000
17	967,000	1,061,000	816,000	1,552,000	1,404,000	758,000	0	440,000	990,796	6,998,000
18	1,281,000	1,586,000	1,047,000	1,345,000	1,161,000	132,000	0	30,000	1,279,727	6,582,000
19	704,000	959,000	395,000	1,286,000	287,000	628,000	19,000	0	1,946,484	4,278,000
20	629,000	404,000	373,000	1,251,000	691,000	596,000	0	40,000	1,766,390	3,984,000
21	67,000	0	11,000	1,849,000	571,000	176,000	0	80,000	844,190	2,754,000
22	717,000	160,000	232,000	1,389,000	648,000	532,000	0	0	1,282,931	3,678,000
23	1,047,000	1,490,000	536,000	1,341,000	1,467,000	712,000	0	0	311,560	6,593,000
24	1,138,000	1,113,000	638,000	1,638,000	1,448,000	595,000	0	180,000	0	6,750,000
25	1,163,000	128,000	704,000	1,481,000	1,036,000	1,215,000	0	0	1,232,562	5,727,000
26	1,072,000	953,000	392,000	1,471,000	1,427,000	1,232,000	0	0	170,837	6,547,000
27	611,000	1,251,000	133,000	1,185,000	1,286,000	591,000	0	0	15,265	5,057,000
28	0	26,000	1,000	1,504,000	7,000	8,000	0	0	1,591,765	1,546,000
29	514,000	799,000	53,000	1,512,000	0	747,000	0	0	1,359,833	3,625,000
30	808,000	1,315,000	323,000	1,325,000	0	829,000	0	0	1,401,849	4,600,000
31	793,000	1,400,000	524,000	1,532,000	1,166,000	281,000	0	0	1,307,131	5,696,000
TOTALS	21,872,000	27,131,000	14,763,000	42,012,000	26,859,000	15,750,000	19,000	2,530,000	37,025,790	187,961,790

CITY OF LIVINGSTON PRODUCTION REPORTS 2018

Nov-18	8	9	11	12	13	14	15	16	17	TOTALS
1	910,000	1,342,000	1,322,000	1,439,000	212,000	826,000	0	0	1,423,150	6,051,000
2	728,000	1,404,000	792,000	1,521,000	1,178,000	55,000	0	0	1,121,466	5,678,000
3	208,000	1,283,000	89,000	1,375,000	1,164,000	144,000	0	0	910,131	5,173,131
4	15,000	30,000	0	1,556,000	0	12,000	0	0	1,862,190	3,475,190
5	599,000	974,000	212,000	1,654,000	0	5,000	0	440,000	1,455,806	5,339,806
6	1,077,000	1,379,000	799,000	1,322,000	10,000	98,000	0	0	1,690,103	6,375,103
7	747,000	1,238,000	403,000	1,435,000	0	117,000	0	0	1,087,370	5,027,370
8	600,000	1,070,000	335,000	1,490,000	14,000	1,000	0	660,000	1,504,034	5,674,034
9	813,000	1,208,000	664,000	1,485,000	2,000	593,000	0	170,000	1,251,060	6,186,060
10	575,000	1,311,000	405,000	1,307,000	0	20,000	0	110,000	707,560	4,435,560
11	9,000	1,394,000	0	0	0	37,000	0	0	1,459,620	2,899,620
12	0	537,000	0	989,000	0	35,000	0	0	1,007,760	2,568,760
13	717,000	748,000	366,000	1,600,000	0	17,000	0	300,000	1,381,037	5,129,037
14	695,000	1,307,000	683,000	1,335,000	1,250,000	968,000	0	10,000	63,022	6,311,022
15	325,000	1,403,000	233,000	1,446,000	485,000	648,000	0	0	681,537	5,221,537
16	702,000	1,394,000	332,000	992,000	0	122,000	0	20,000	1,291,524	4,853,524
17	607,000	1,387,000	390,000	1,124,000	0	269,000	0	40,000	1,355,642	5,172,642
18	0	1,192,000	3,000	0	0	6,000	0	0	1,317,744	2,518,744
19	646,000	1,579,000	379,000	1,721,000	0	0	0	0	1,732,344	6,057,344
20	834,000	1,421,000	844,000	512,000	0	314,000	0	30,000	1,220,260	5,175,260
21	635,000	1,391,000	754,000	1,498,000	0	1,091,000	0	40,000	1,200,717	6,609,717
22	279,000	1,483,000	385,000	980,000	0	212,000	0	0	1,216,593	4,555,593
23	175,000	1,456,000	525,000	966,000	0	0	0	0	1,118,390	4,240,390
24	422,000	1,202,000	357,000	828,000	0	5,000	0	0	1,191,708	4,005,708
25	640,000	0	0	174,000	0	11,000	0	0	1,224,644	2,049,644
26	920,000	879,000	297,000	1,382,000	0	14,000	0	0	542,910	4,034,910
27	998,000	1,447,000	816,000	1,726,000	0	155,000	0	10,000	1,213,197	6,365,197
28	815,000	1,398,000	0	1,256,000	0	35,000	0	0	846,143	4,350,143
29	767,000	1,491,000	0	1,075,000	7,000	681,000	0	0	580,610	4,601,610
30	107,000	1,426,000	0	1,636,000	0	462,000	0	1,080,000	962,510	5,673,510
TOTALS	16,565,000	35,774,000	11,385,000	35,824,000	4,322,000	6,953,000	0	2,910,000	34,620,782	148,353,782

CITY OF LIVINGSTON PRODUCTION REPORTS 2018

Dec-18	8	9	11	12	13	14	15	16	17	TOTALS
1	569,000	1,525,000	563,000	1,358,000	0	107,000	0	440,000	1,025,814	4,562,000
2	344,000	382,000	275,000	1,411,000	0	225,000	0	580,000	1,031,326	3,217,000
3	655,000	780,000	337,000	1,111,000	0	633,000	0	100,000	465,055	3,616,000
4	902,000	1,357,000	662,000	1,288,000	0	13,000	0	450,000	652,029	4,672,000
5	159,000	1,597,000	854,000	837,000	1,430,000	98,000	0	50,000	806,333	5,025,000
6	425,000	1,342,000	795,000	339,000	1,523,000	3,000	0	60,000	1,333,765	4,487,000
7	488,000	1,431,000	687,000	0	1,345,000	43,000	0	230,000	1,195,246	4,224,000
8	1,296,000	1,682,000	202,000	0	1,753,000	0	0	60,000	1,478,260	4,993,000
9	497,000	298,000	118,000	761,000	273,000	3,000	0	140,000	1,203,769	2,090,000
10	631,000	0	404,000	1,019,000	0	232,000	0	50,000	1,020,725	2,336,000
11	1,241,000	0	878,000	1,505,000	37,000	382,000	0	840,000	1,105,275	4,883,000
12	357,000	1,128,000	767,000	1,456,000	1,461,000	182,000	0	20,000	421,739	5,371,000
13	809,000	1,393,000	823,000	0	1,144,000	4,000	0	0	1,515,785	4,173,000
14	1,038,000	1,460,000	883,000	133,000	1,285,000	0	0	0	1,382,007	4,799,000
15	456,000	978,000	465,000	1,235,000	0	65,000	0	260,000	674,451	3,459,000
16	0	0	0	0	0	14,000	0	490,000	1,722,295	504,000
17	446,000	699,000	48,000	935,000	0	27,000	0	540,000	1,305,074	2,695,000
18	858,000	1,442,000	648,000	1,526,000	0	0	0	570,000	1,011,548	5,044,000
19	766,000	1,457,000	144,000	1,582,000	0	130,000	0	600,000	1,219,654	4,679,000
20	1,087,000	1,451,000	651,000	1,459,000	431,000	102,000	0	40,000	924,505	5,221,000
21	985,000	1,348,000	844,000	1,416,000	0	2,000	0	20,000	1,066,833	4,615,000
22	367,000	1,375,000	844,000	717,000	1,022,000	130,000	0	300,000	923,650	4,755,000
23	175,000	0	5,000	298,000	833,000	303,000	0	410,000	648,065	2,024,000
24	6,000	0	0	101,000	0	0	0	300,000	1,499,468	407,000
25	0	0	0	0	0	0	0	160,000	1,344,194	160,000
26	609,000	4,000	13,000	1,118,000	3,000	613,000	0	530,000	174,860	2,890,000
27	761,000	1,012,000	896,000	1,344,000	175,000	564,000	0	220,000	1,093,613	4,972,000
28	619,000	1,678,000	970,000	353,000	941,000	3,980,000	0	330,000	890,101	8,871,000
29	409,000	1,649,000	490,000	1,408,000	738,000	606,000	0	350,000	326,460	5,650,000
30	7,000	1,514,000	42,000	731,000	3,000	180,000	0	10,000	603,870	2,487,000
31	477,000	1,579,000	460,000	981,000	0	0	0	80,000		3,577,000
TOTALS	17,439,000	30,561,000	14,768,000	26,422,000	14,397,000	8,641,000	0	8,230,000	30,065,769	150,523,769

CITY OF LIVINGSTON PRODUCTION REPORTS 2017

WELL #	8	9	11	12	13	14	15	16	17	TOTALS
JANUARY	0	31,152,000	19,981,000	36,988,000	12,217,000	1,408,000	13,208,000	14,432,000	31,131,162	160,517,162
FEBRUARY	0	27,842,000	14,917,000	28,749,000	13,279,000	452,000	6,923,000	7,458,000	33,280,237	132,900,237
MARCH	0	29,840,000	18,521,000	41,957,000	14,992,000	200,000	10,385,000	8,450,000	33,461,860	157,806,860
APRIL	0	18,137,000	17,100,000	43,281,000	20,043,000	28,000	3,551,000	6,030,000	35,913,799	144,083,799
MAY	0	20,120,000	17,823,000	46,251,000	31,665,000	1,186,000	14,481,000	14,730,000	43,042,693	189,298,693
JUNE	3,106,000	7,813,000	16,896,000	44,805,000	36,838,000	1,631,000	15,467,000	14,520,000	37,787,153	178,863,153
JULY	14,575,000	23,664,000	12,155,000	41,698,000	32,479,000	3,707,000	17,964,000	11,270,000	39,693,625	197,205,625
AUGUST	22,858,000	42,465,000	12,382,000	43,729,000	28,381,000	1,720,000	15,081,000	7,569,000	41,432,627	215,617,627
SEPTEMBER	20,005,000	38,039,000	9,817,000	42,743,000	26,147,000	915,000	12,408,000	5,150,000	33,267,756	188,491,756
OCTOBER	15,404,000	42,819,000	12,716,000	43,319,000	24,874,000	136,000	10,255,000	4,770,000	37,878,330	192,171,330
NOVEMBER	9,708,000	36,767,000	6,998,000	37,274,000	12,318,000	23,000	3,843,000	2,046,000	36,513,025	145,490,025
DECEMBER	7,567,000	33,931,000	13,814,000	36,096,000	13,572	213,000	10,496,000	2,780,000	30,135,402	135,045,974
TOTALS(in gal)	93,223,000	352,589,000	173,120,000	486,890,000	253,246,572	11,619,000	134,062,000	99,205,000	433,537,669	2,037,492,241

CITY OF LIVINGSTON PRODUCTION REPORTS 2017

Jan-17	8	9	11	12	13	14	15	16	17	TOTALS
1		533,000	0	1,509,000	4,000	3,000	6,000	0	0	2,055,000
2		631,000	360,000	1,442,000	71,000	306,000	490,000	110,000	0	3,410,000
3		1,351,000	953,000	1,639,000	1,143,000	574,000	539,000	440,000	0	6,639,000
4		1,463,000	920,000	1,500,000	1,335,000	1,000	5,000	1,430,000	0	6,654,000
5	Well	1,267,000	927,000	1,506,000	1,401,000	3,000	466,000	840,000	0	6,410,000
6		1,143,000	884,000	1,495,000	62,000	7,000	414,000	310,000	1,517,024	4,315,000
7		1,135,000	788,000	1,538,000	0	277,000	0	1,120,000	1,791,030	4,858,000
8		784,000	509,000	858,000	0	39,000	309,000	390,000	1,621,245	2,889,000
9		824,000	384,000	824,000	2,000	2,000	590,000	420,000	1,592,858	3,046,000
10		1,199,000	923,000	1,531,000	689,000	59,000	810,000	800,000	477,481	6,011,000
11	out	1,294,000	941,000	1,567,000	1,279,000	4,000	813,000	530,000	73,811	6,428,000
12		1,379,000	829,000	1,290,000	30,000	0	945,000	160,000	1,418,676	4,633,000
13		1,360,000	978,000	1,474,000	0	4,000	676,000	552,000	1,620,912	5,044,000
14	of	834,000	366,000	959,000	0	0	608,000	0	1,678,487	2,767,000
15		0	0	0	0	0	106,000	0	1,399,388	106,000
16		578,000	327,000	632,000	0	29,000	499,000	0	1,727,954	2,065,000
17		1,421,000	915,000	1,500,000	0	0	570,000	450,000	1,867,128	4,856,000
18		1,270,000	914,000	1,351,000	0	0	669,000	200,000	1,612,065	4,404,000
19	service	1,201,000	900,000	1,488,000	287,000	0	529,000	670,000	1,409,080	5,075,000
20		1,281,000	904,000	1,497,000	1,169,000	0	71,000	1,150,000	143,619	6,072,000
21		838,000	415,000	1,220,000	785,000	36,000	690,000	220,000	536,719	4,204,000
22		60,000	0	240,000	0	0	3,000	290,000	1,207,096	593,000
23		903,000	514,000	1,160,000	0	11,000	9,000	140,000	1,648,068	2,737,000
24	for	1,295,000	824,000	753,000	817,000	2,000	0	780,000	1,216,113	4,471,000
25		1,429,000	942,000	1,674,000	1,058,000	1,000	641,000	800,000	37,000	6,545,000
26		1,411,000	899,000	1,393,000	853,000	6,000	1,050,000	610,000	299,000	6,222,000
27		1,369,000	922,000	1,430,000	0	0	1,060,000	380,000	1,225,574	5,161,000
28		633,000	434,000	1,151,000	0	3,000	640,000	10,000	1,672,736	2,871,000
29	repairs	0	0	0	0	0	0	0	1,668,501	0
30		621,000	391,000	805,000	0	0	0	420,000	1,635,199	2,237,000
31		1,645,000	918,000	1,562,000	1,232,000	41,000		1,210,000	34,398	6,608,000
TOTALS	0	31,152,000	19,981,000	36,988,000	12,217,000	1,408,000	13,208,000	14,432,000	31,131,162	160,517,162

CITY OF LIVINGSTON PRODUCTION REPORTS 2017

Feb-17	8	9	11	12	13	14	15	16	17	TOTALS
1		988,000	694,000	1,425,000	997,000	1,000	906,000	880,000	0	5,891,000
2		1,144,000	823,000	1,375,000	0	0	0	1,160,000	1,754,920	6,256,920
3		1,352,000	887,000	1,394,000	0	0	590,000	360,000	1,671,203	6,254,203
4	Well	1,140,000	564,000	1,136,000	0	1,000	379,000	200,000	1,643,512	5,063,512
5		336,000	0	0	0	0	0	0	1,414,672	1,750,672
6		637,000	364,000	863,000	12,000	3,000	435,000	430,000	1,103,858	3,847,858
7		1,434,000	486,000	1,337,000	1,124,000	1,000	0	0	1,120,761	5,502,761
8	out	1,574,000	802,000	1,534,000	979,000	0	0	0	1,365,142	6,254,142
9		1,569,000	944,000	1,293,000	1,335,000	7,000	34,000	190,000	989,602	6,361,602
10		1,282,000	809,000	1,482,000	882,000	0	0	120,000	1,435,625	6,010,625
11		812,000	310,000	1,075,000	0	8,000	17,000	350,000	1,895,707	4,467,707
12		0	0	0	0	0	0	0	1,574,600	1,574,600
13		782,000	384,000	367,000	0	0	0	510,000	1,602,412	3,645,412
14	service	1,206,000	567,000	1,361,000	701,000	35,000	16,000	0	1,508,681	5,394,681
15		1,334,000	654,000	1,485,000	269,000	12,000	9,000	1,310,000	1,232,903	6,305,903
16		1,409,000	918,000	1,470,000	791,000	11,000	354,000	570,000	1,662,428	7,185,428
17		1,360,000	763,000	1,541,000	888,000	2,000	0	110,000	1,422,689	6,086,689
18		694,000	288,000	1,146,000	1,105,000	16,000	0	0	340,573	3,589,573
19		6,000	5,000	0	252,000	221,000	0	0	1,326,032	1,810,032
20	for	0	0	0	0	0	0	0	1,348,422	1,348,422
21		1,057,000	508,000	665,000	0	63,000	79,000	370,000	1,459,737	4,201,737
22		1,413,000	861,000	1,631,000	1,064,000	7,000	656,000	400,000	246,248	6,278,248
23		1,367,000	1,105,000	1,679,000	1,153,000	6,000	1,086,000	0	165,130	6,561,130
24		1,584,000	637,000	1,354,000	923,000	27,000	790,000	350,000	122,177	5,787,177
25		796,000	267,000	952,000	0	1,000	478,000	118,000	1,513,225	4,125,225
26		27,000	0	1,000	2,000	0	36,000	0	1,739,377	1,805,377
27	repairs	1,016,000	377,000	787,000	1,000	6,000	95,000	30,000	1,431,033	3,743,033
28		1,523,000	900,000	1,396,000	801,000	24,000	963,000	0	189,568	5,796,568
29										0
Totals	0	27,842,000	14,917,000	28,749,000	13,279,000	452,000	6,923,000	7,458,000	33,280,237	132,900,237

CITY OF LIVINGSTON PRODUCTION REPORTS 2017

Mar-17	8	9	11	12	13	14	15	16	17	TOTALS
1		1,340,000	739,000	1,594,000	1,066,000	10,000	495,000	900,000	0	6,144,000
2		1,423,000	859,000	1,599,000	954,000	108,000	996,000	60,000	29,252	5,999,000
3	well	1,381,000	879,000	1,639,000	223,000	4,000	1,067,000	970,000	152,625	6,163,000
4		945,000	464,000	1,749,000	0	0	393,000	0	1,085,728	3,551,000
5		213,000	0	1,601,000	0	1,000	0	0	54	1,815,000
6		853,000	362,000	1,335,000	0	0	643,000	30,000	25,876	3,223,000
7		1,181,000	793,000	1,600,000	0	0	871,000	30,000	1,197,631	4,475,000
8		1,444,000	814,000	1,566,000	117,000	0	137,000	230,000	1,631,712	4,308,000
9		1,033,000	681,000	1,504,000	0	0	237,000	290,000	1,652,979	3,745,000
10	down	1,389,000	794,000	1,521,000	224,000	0	591,000	0	1,574,814	4,519,000
11		521,000	559,000	1,805,000	861,000	0	57,000	210,000	986,023	4,013,000
12		193,000	0	1,239,000	295,000	0	23,000	0	112,663	1,750,000
13		1,050,000	456,000	751,000	0	0	311,000	420,000	1,354,819	2,988,000
14		886,000	831,000	1,467,000	203,000	0	204,000	760,000	1,531,111	4,351,000
15		1,277,000	902,000	1,555,000	0	0	1,040,000	0	1,574,211	4,774,000
16		1,397,000	304,000	1,549,000	0	18,000	464,000	710,000	1,817,467	4,442,000
17		936,000	785,000	1,591,000	318,000	0	78,000	600,000	1,698,000	4,308,000
18		792,000	410,000	1,154,000	2,000	0	351,000	110,000	1,679,424	2,819,000
19	for	491,000	0	0	0	0	0	0	1,807,309	491,000
20		835,000	380,000	856,000	55,000	1,000	149,000	290,000	1,679,633	2,566,000
21		1,134,000	778,000	1,542,000	1,320,000	18,000	475,000	600,000	65,915	5,867,000
22		1,124,000	867,000	1,520,000	1,249,000	6,000	981,000	450,000	124,432	6,197,000
23		1,394,000	911,000	1,781,000	1,111,000	2,000	191,000	140,000	930,303	5,530,000
24		1,207,000	833,000	1,439,000	1,028,000	0	0	0	1,619,398	4,507,000
25		730,000	443,000	999,000	398,000	0	0	0	1,868,573	2,570,000
26		61,000	0	60,000	0	0	0	390,000	1,324,391	511,000
27		772,000	392,000	918,000	73,000	1,000	59,000	30,000	1,925,178	2,245,000
28		1,245,000	622,000	1,377,000	1,385,000	28,000	316,000	800,000	135,300	5,773,000
29	repairs	1,148,000	809,000	1,419,000	1,101,000	1,000	27,000	0	1,336,544	4,505,000
30		995,000	915,000	1,633,000	1,565,000	0	99,000	210,000	1,211,735	5,417,000
31		450,000	939,000	1,594,000	1,444,000	2,000	130,000	220,000	1,328,760	4,779,000
TOTALS	0	29,840,000	18,521,000	41,957,000	14,992,000	200,000	10,385,000	8,450,000	33,461,860	157,806,860

CITY OF LIVINGSTON PRODUCTION REPORTS 2017

Apr-17	8	9	11	12	13	14	15	16	17	TOTALS
1		490,000	548,000	1,200,000	1,203,000	2,000	0	0	853,797	3,443,000
2	Well	17,000	1,000	1,476,000	0	1,000	0	0	751,637	1,495,000
3		744,000	375,000	1,600,000	61,000	1,000	707,000	630,000	0	4,118,000
4		1,040,000	910,000	1,454,000	1,328,000	0	10,000	0	1,572,950	4,742,000
5		856,000	818,000	1,433,000	1,395,000	1,000	1,000	270,000	1,126,154	4,774,000
6		800,000	849,000	1,590,000	1,534,000	0	172,000	490,000	877,170	5,435,000
7	out	835,000	843,000	1,487,000	690,000	6,000	527,000	620,000	659,590	5,008,000
8		933,000	977,000	1,616,000	18,000	2,000	1,077,000	483,000	727,397	5,106,000
9		446,000	226,000	1,154,000	0	0	132,000	307,000	1,378,704	2,265,000
10		411,000	308,000	865,000	14,000	0	0	60,000	1,884,915	1,658,000
11		737,000	842,000	1,357,000	1,080,000	0	101,000	90,000	1,582,197	4,207,000
12	of	746,000	894,000	1,416,000	1,365,000	0	23,000	30,000	1,348,433	4,474,000
13		840,000	863,000	1,503,000	1,173,000	0	0	90,000	1,230,310	4,469,000
14		722,000	743,000	1,497,000	1,462,000	0	0	70,000	1,149,855	4,494,000
15		742,000	674,000	1,560,000	675,000	0	0	0	1,569,553	3,651,000
16		178,000	45,000	1,625,000	0	0	31,000	0	1,262,207	1,879,000
17		429,000	210,000	434,000	534,000	7,000	18,000	750,000	1,064,968	2,382,000
18	service	647,000	724,000	1,642,000	739,000	0	0	40,000	1,725,695	3,792,000
19		645,000	705,000	1,281,000	32,000	2,000	439,000	350,000	153,725	3,454,000
20		939,000	638,000	1,558,000	1,134,000	0	10,000	0	1,483,195	4,279,000
21		684,000	522,000	1,401,000	1,158,000	0	0	0	1,375,570	3,765,000
22		373,000	268,000	1,632,000	587,000	0	38,000	70,000	1,521,887	2,968,000
23		51,000	0	1,577,000	0	0	0	0	706,407	1,628,000
24		510,000	403,000	1,471,000	0	4,000	4,000	370,000	906,292	2,762,000
25	for	748,000	772,000	1,499,000	1,150,000	0	0	0	1,397,104	4,169,000
26		814,000	847,000	1,514,000	1,009,000	0	0	0	1,781,347	4,184,000
27		497,000	711,000	1,581,000	1,282,000	2,000	0	250,000	1,242,961	4,323,000
28		633,000	990,000	1,527,000	314,000	0	4,000	860,000	2,013,562	4,328,000
29		564,000	394,000	1,712,000	106,000	0	257,000	200,000	1,420,402	3,233,000
30	repairs	66,000	0	1,619,000	0	0	0	0	1,145,815	1,685,000
31										
TOTALS	0	18,137,000	17,100,000	43,281,000	20,043,000	28,000	3,551,000	6,030,000	35,913,799	144,083,799

CITY OF LIVINGSTON PRODUCTION REPORTS 2017

May-17	8	9	11	12	13	14	15	16	17	TOTALS
1		497,000	427,000	1,387,000	273,000	16,000	230,000	340,000	1,591,950	3,170,000
2		632,000	910,000	1,524,000	1,657,000	0	63,000	560,000	1,466,659	5,346,000
3		652,000	331,000	1,487,000	1,121,000	44,000	533,000	890,000	848,370	5,058,000
4	well	792,000	738,000	1,499,000	1,562,000	1,000	0	570,000	1,776,347	5,162,000
5		857,000	446,000	1,527,000	1,281,000	0	523,000	1,130,000	1,389,700	5,764,000
6		533,000	383,000	1,655,000	1,439,000	29,000	56,000	0	1,415,560	4,095,000
7		4,000	0	1,335,000	184,000	0	0	0	1,385,090	1,523,000
8		716,000	411,000	1,567,000	641,000	9,000	562,000	420,000	1,190,956	4,326,000
9		956,000	718,000	1,563,000	1,303,000	66,000	247,000	760,000	157,618	5,613,000
10	out	1,211,000	910,000	1,639,000	974,000	77,000	944,000	450,000	1,696,188	6,205,000
11		1,197,000	856,000	1,336,000	986,000	5,000	819,000	730,000	675,868	5,929,000
12		990,000	1,055,000	1,728,000	1,277,000	30,000	951,000	370,000	1,437,443	6,401,000
13		500,000	368,000	1,408,000	657,000	0	683,000	0	1,234,041	3,616,000
14		299,000	0	1,511,000	0	0	0	0	1,792,360	1,810,000
15	of	559,000	260,000	1,464,000	0	31,000	553,000	0	1,565,715	2,867,000
16		887,000	673,000	1,465,000	1,347,000	91,000	404,000	450,000	1,374,660	5,317,000
17		645,000	834,000	1,442,000	1,303,000	62,000	589,000	920,000	1,648,457	5,795,000
18		743,000	846,000	1,471,000	911,000	0	991,000	700,000	1,757,689	5,662,000
19	service	721,000	874,000	1,536,000	1,529,000	94,000	1,037,000	680,000	1,678,018	6,471,000
20		732,000	726,000	1,276,000	1,221,000	0	519,000	320,000	1,515,886	4,794,000
21		529,000	508,000	1,781,000	1,389,000	33,000	661,000	110,000	1,573,578	5,011,000
22		530,000	430,000	1,262,000	745,000	0	468,000	660,000	1,076,838	4,095,000
23		813,000	884,000	1,560,000	1,467,000	163,000	872,000	590,000	1,661,104	6,349,000
24	for	694,000	786,000	1,460,000	1,149,000	202,000	553,000	720,000	1,058,426	5,564,000
25		845,000	931,000	1,602,000	894,000	8,000	1,058,000	610,000	1,873,653	5,948,000
26		575,000	713,000	1,443,000	1,192,000	193,000	506,000	510,000	1,450,899	5,132,000
27		593,000	608,000	1,379,000	1,113,000	31,000	173,000	590,000	1,459,943	4,487,000
28		265,000	3,000	1,396,000	1,267,000	0	1,000	350,000	1,172,809	3,282,000
29		67,000	3,000	1,597,000	705,000	1,000	14,000	0	1,460,332	2,387,000
30	repairs	372,000	264,000	1,246,000	727,000	0	0	580,000	1,513,020	4,702,020
31		714,000	927,000	1,705,000	1,351,000	0	471,000	720,000	1,143,516	7,031,516
TOTALS	0	20,120,000	17,823,000	46,251,000	31,665,000	1,186,000	14,481,000	14,730,000	43,042,693	189,298,693

CITY OF LIVINGSTON PRODUCTION REPORTS 2017

Jun-17	8	9	11	12	13	14	15	16	17	TOTALS
1		630,000	679,000	1,704,000	1,520,000	31,000	297,000	60,000	1,688,468	4,921,000
2	well	663,000	888,000	1,370,000	1,200,000	8,000	456,000	370,000	1,169,914	4,955,000
3		683,000	836,000	1,536,000	1,224,000	0	554,000	570,000	1,587,285	5,403,000
4		525,000	210,000	1,465,000	1,193,000	0	414,000	170,000	1,570,005	3,977,000
5		409,000	359,000	1,469,000	748,000	1,000	436,000	210,000	1,437,015	3,632,000
6	down	821,000	936,000	1,554,000	1,342,000	7,000	534,000	520,000	1,540,863	5,714,000
7		576,000	611,000	1,447,000	1,359,000	195,000	536,000	460,000	1,045,467	5,184,000
8		672,000	732,000	1,475,000	1,306,000	0	10,000	880,000	1,836,367	5,075,000
9		521,000	748,000	1,484,000	1,229,000	97,000	428,000	120,000	1,572,005	4,627,000
10		627,000	0	1,830,000	1,632,000	8,000	699,000	430,000	38,407	5,226,000
11	for	414,000	0	1,566,000	1,422,000	0	60,000	470,000	0	3,932,000
12		251,000	336,000	1,280,000	929,000	0	314,000	170,000	285,977	3,280,000
13		409,000	376,000	1,525,000	81,000	159,000	256,000	510,000	1,722,253	3,316,000
14		389,000	775,000	1,490,000	1,237,000	0	633,000	450,000	1,349,107	4,974,000
15		223,000	857,000	1,494,000	1,345,000	0	526,000	680,000	1,455,651	5,125,000
16	repairs		794,000	1,504,000	1,342,000	0	814,000	620,000	1,339,778	5,074,000
17		flow	309,000	1,609,000	1,449,000	0	662,000	270,000	1,428,832	4,299,000
18			1,000	1,448,000	1,120,000	0	731,000	250,000	367,719	3,550,000
19			384,000	1,555,000	1,353,000	116,000	731,000	780,000	411,582	4,919,000
20	16,000	meter	854,000	1,386,000	1,264,000	113,000	695,000	580,000	1,648,806	4,908,000
21	254,000		741,000	1,528,000	1,390,000	422,000	695,000	910,000	1,482,860	5,940,000
22	52,000		844,000	1,488,000	1,351,000	0	476,000	1,400,000	1,538,462	5,611,000
23	105,000	in	792,000	1,625,000	1,262,000	234,000	762,000	520,000	1,557,325	5,300,000
24	0		440,000	1,470,000	1,154,000	1,000	632,000	0	1,137,316	3,697,000
25	0		1,000	1,637,000	1,085,000	1,000	123,000	0	1,421,265	2,847,000
26	0		473,000	1,256,000	1,093,000	0	452,000	540,000	1,442,868	3,814,000
27	504,000	for	639,000	1,567,000	1,116,000	37,000	567,000	810,000	1,602,201	5,240,000
28	497,000		688,000	1,417,000	1,396,000	93,000	497,000	600,000	1,448,511	5,188,000
29	677,000	repairs	789,000	1,163,000	1,205,000	11,000	553,000	720,000	1,369,308	5,118,000
30	1,001,000		804,000	1,463,000	1,491,000	97,000	924,000	450,000	1,291,536	6,230,000
TOTALS	3,106,000	7,813,000	16,896,000	44,805,000	36,838,000	1,631,000	15,467,000	14,520,000	37,787,153	178,863,153

CITY OF LIVINGSTON PRODUCTION REPORTS 2017

Jul-17	8	9	11	12	13	14	15	16	17	TOTALS
1	13,000	meter	567,000	1,397,000	1,131,000	13,000	705,000	230,000	1,447,100	4,056,000
2	91,000		0	1,364,000	1,313,000	2,000	656,000	60,000	256,927	3,486,000
3	165,000		4,000	1,385,000	1,000,000	2,000	574,000	60,000	1,489,684	3,190,000
4	114,000	in	1,000	1,381,000	1,222,000	0	93,000	0	1,478,941	2,811,000
5	137,000		421,000	1,406,000	831,000	0	788,000	330,000	1,641,719	3,913,000
6	803,000		827,000	1,332,000	1,052,000	0	505,000	780,000	1,570,329	5,299,000
7	632,000		867,000	1,392,000	1,499,000	241,000	772,000	620,000	1,623,141	6,023,000
8	135,000	for	589,000	1,453,000	1,245,000	31,000	887,000	650,000	1,521,573	4,990,000
9	9,000		5,000	1,367,000	741,000	138,000	425,000	310,000	1,560,511	2,995,000
10	414,000		360,000	1,296,000	855,000	237,000	712,000	410,000	1,741,738	4,284,000
11	1,128,000		768,000	1,354,000	1,234,000	34,000	907,000	400,000	1,587,382	5,825,000
12	795,000	repairs	552,000	1,421,000	1,414,000	310,000	717,000	410,000	1,626,867	5,619,000
13	731,000		780,000	1,581,000	1,430,000	0	775,000	560,000	1,741,190	5,857,000
14	996,000	23,000	735,000	1,213,000	998,000	1,390,000	560,000	600,000	1,308,280	6,515,000
15	423,000	1,185,000	432,000	1,283,000	1,127,000	432,000	529,000	630,000	1,048,878	6,041,000
16	0	1,397,000	0	1,386,000	207,000	460,000	464,000	150,000	987,171	4,064,000
17	323,000	1,131,000	410,000	1,307,000	0	0	508,000	470,000	1,296,544	4,149,000
18	616,000	1,265,000	271,000	1,314,000	35,000	0	710,000	0	1,875,042	4,211,000
19	592,000	1,418,000	297,000	1,203,000	1,062,000	0	412,000	350,000	1,325,100	5,334,000
20	661,000	1,426,000	741,000	1,336,000	1,161,000	0	595,000	170,000	1,175,036	6,090,000
21	796,000	1,540,000	801,000	1,353,000	1,284,000	8,000	516,000	430,000	1,389,307	6,728,000
22	169,000	1,693,000	277,000	1,448,000	1,297,000	9,000	409,000	400,000	1,321,241	5,702,000
23	0	1,396,000	1,000	1,342,000	1,037,000	81,000	449,000	0	355,179	4,306,000
24	334,000	1,423,000	287,000	966,000	696,000	0	573,000	530,000	1,027,375	4,809,000
25	975,000	1,382,000	487,000	1,521,000	1,229,000	118,000	445,000	170,000	1,456,347	6,327,000
26	676,000	1,431,000	545,000	1,355,000	1,287,000	0	603,000	810,000	1,115,249	6,707,000
27	817,000	1,423,000	190,000	1,281,000	1,063,000	184,000	477,000	530,000	1,505,161	5,965,000
28	741,000	1,458,000	403,000	1,425,000	1,261,000	1,000	632,000	400,000	1,391,780	6,321,000
29	764,000	1,491,000	209,000	1,497,000	1,361,000	0	427,000	230,000	1,382,616	5,979,000
30	101,000	1,390,000	1,000	1,137,000	1,368,000	16,000	591,000	30,000	8,204	4,634,000
31	424,000	1,192,000	327,000	1,202,000	1,039,000		548,000	550,000	438,013	5,282,000
TOTALS	14,575,000	23,664,000	12,155,000	41,698,000	32,479,000	3,707,000	17,964,000	11,270,000	39,693,625	197,205,625

CITY OF LIVINGSTON PRODUCTION REPORTS 2017

Aug-17	8	9	11	12	13	14	15	16	17	TOTALS
1	844,000	1,095,000	799,000	1,486,000	1,355,000	1,000	534,000	630,000	1,379,268	6,744,000
2	839,000	1,357,000	713,000	1,344,000	1,076,000	137,000	539,000	630,000	1,299,198	6,635,000
3	516,000	1,490,000	700,000	1,342,000	1,196,000	26,000	227,000	600,000	1,463,502	6,097,000
4	658,000	1,520,000	801,000	1,454,000	1,383,000	238,000	775,000	230,000	1,372,484	7,059,000
5	733,000	1,360,000	138,000	1,541,000	1,160,000	0	28,000	0	1,729,336	4,960,000
6	125,000	1,316,000	1,000	1,349,000	0	0	499,000	0	1,090,103	3,290,000
7	693,000	1,064,000	227,000	1,268,000	657,000	1,000	596,000	110,000	1,276,628	4,616,000
8	86,000	1,556,000	599,000	1,451,000	1,212,000	1,000	458,000	940,000	1,605,380	6,303,000
9	974,000	1,399,000	571,000	1,349,000	872,000	239,000	543,000	510,000	1,359,969	6,457,000
10	1,184,000	1,416,000	606,000	1,466,000	1,204,000	0	413,000	0	1,540,528	6,289,000
11	686,000	1,593,000	448,000	1,292,000	1,245,000	143,000	667,000	440,000	1,008,473	6,514,000
12	702,000	1,287,000	249,000	1,644,000	1,307,000	0	273,000	0	1,471,490	5,462,000
13	290,000	1,113,000	16,000	1,177,000	101,000	0	407,000	200,000	552,510	3,304,000
14	671,000	1,274,000	410,000	1,582,000	50,000	50,000	571,000	400,000	1,007,400	5,008,000
15	1,037,000	1,296,000	412,000	1,361,000	41,000	259,000	789,000	540,000	1,646,600	5,735,000
16	920,000	1,098,000	446,000	1,404,000	1,332,000	65,000	659,000	430,000	1,106,350	6,354,000
17	989,000	1,758,000	315,000	1,368,000	1,246,000	0	473,000	40,000	1,551,007	6,189,000
18	1,018,000	1,371,000	472,000	1,464,000	1,366,000	134,000	606,000	50,000	1,681,552	6,481,000
19	725,000	1,466,000	300,000	1,472,000	1,323,000	0	309,000	0	1,382,759	5,595,000
20	0	1,561,000	0	1,600,000	0	0	603,000	0	1,225,651	3,764,000
21	883,000	959,000	246,000	1,115,000	644,000	16,000	660,000	0	1,000,959	4,523,000
22	1,296,000	1,586,000	304,000	1,494,000	1,306,000	0	176,000	0	1,728,880	6,162,000
23	817,000	1,170,000	422,000	1,386,000	1,071,000	28,000	462,000	420,000	1,214,400	5,776,000
24	1,113,000	1,368,000	263,000	1,402,000	1,270,000	0	83,000	0	1,574,100	5,499,000
25	1,060,000	1,421,000	346,000	1,424,000	1,220,000	54,000	543,000	329,000	1,362,462	6,397,000
26	544,000	1,546,000	270,000	1,561,000	102,000	15,000	601,000	40,000	2,037,800	4,679,000
27	100,000	1,434,000	1,000	1,448,000	13,000	0	114,000	60,000	1,665,040	3,170,000
28	217,000	1,425,000	479,000	1,297,000	848,000	0	537,000	510,000	722,258	5,313,000
29	1,156,000	1,461,000	588,000	1,351,000	1,119,000	57,000	486,000	410,000	1,044,703	6,628,000
30	883,000	1,399,000	680,000	1,355,000	1,346,000	255,000	937,000	50,000	1,174,737	6,905,000
31	1,099,000	1,306,000	560,000	1,482,000	1,316,000	1,000	513,000	0	1,157,100	6,277,000
TOTALS	22,858,000	42,465,000	12,382,000	43,729,000	28,381,000	1,720,000	15,081,000	7,569,000	41,432,627	215,617,627

CITY OF LIVINGSTON PRODUCTION REPORTS 2017

Sep-17	8	9	11	12	13	14	15	16	17	TOTALS
1	913,000	1,472,000	792,000	1,491,000	1,419,000	162,000	787,000	390,000	1,526,100	7,426,000
2	656,000	1,401,000	456,000	1,428,000	1,253,000	2,000	56,000	0	128,740	5,252,000
3	250,000	1,380,000	27,000	1,303,000	1,311,000	8,000	647,000	0	54,200	4,926,000
4	279,000	1,327,000	0	1,261,000	97,000	13,000	613,000	0	5,205	3,590,000
5	694,000	1,243,000	218,000	1,315,000	737,000	0	207,000	0	1,283,255	4,414,000
6	695,000	1,325,000	574,000	1,457,000	1,365,000	106,000	531,000	290,000	1,407,400	6,343,000
7	1,129,000	1,418,000	550,000	1,433,000	1,385,000	4,000	638,000	10,000	1,197,798	6,567,000
8	1,139,000	1,644,000	540,000	1,547,000	1,310,000	40,000	568,000	330,000	1,454,128	7,118,000
9	385,000	1,318,000	249,000	1,302,000	692,000	0	266,000	10,000	1,302,544	4,222,000
10	0	799,000	0	1,309,000	0	0	354,000	0	1,467,611	2,462,000
11	561,000	1,370,000	248,000	1,555,000	748,000	4,000	343,000	0	1,200,000	4,829,000
12	1,200,000	1,465,000	526,000	1,312,000	275,000	0	553,000	50,000	1,623,543	5,381,000
13	719,000	1,405,000	779,000	1,505,000	0	525,000	771,000	640,000	1,537,000	6,344,000
14	1,123,000	1,504,000	547,000	1,445,000	867,000	4,000	768,000	111,000	1,345,664	6,369,000
15	875,000	1,334,000	350,000	1,365,000	141,000	13,000	549,000	629,000	894,118	5,256,000
16	798,000	1,369,000	179,000	1,530,000	1,324,000	13,000	288,000	30,000	953,888	5,531,000
17	0	937,000	10,000	1,369,000	21,000	1,000	12,000	0	1,419,392	2,350,000
18	423,000	1,192,000	0	1,376,000	867,000	0	396,000	0	1,306,520	4,254,000
19	1,059,000	1,396,000	496,000	1,493,000	1,125,000	2,000	3,000	0	1,495,998	5,574,000
20	1,008,000	1,321,000	224,000	1,408,000	1,186,000	14,000	672,000	900,000	303,700	6,733,000
21	856,000	1,450,000	156,000	1,471,000	912,000	2,000	603,000	0	1,497,969	5,450,000
22	901,000	1,447,000	211,000	1,507,000	891,000	1,000	146,000	0	1,337,023	5,104,000
23	645,000	1,569,000	142,000	1,398,000	1,311,000	0	6,000	670,000	576,660	5,741,000
24	0	97,000	0	1,437,000	97,000	0	309,000	0	1,663,688	1,940,000
25	590,000	1,047,000	12,000	1,546,000	639,000	0	9,000	0	1,706,960	3,843,000
26	993,000	1,389,000	545,000	1,341,000	1,267,000	0	599,000	210,000	630,000	6,344,000
27	556,000	1,437,000	698,000	1,421,000	1,260,000	1,000	545,000	480,000	790,870	6,398,000
28	716,000	1,470,000	830,000	1,443,000	1,329,000	0	192,000	0	1,613,300	5,980,000
29	737,000	1,513,000	419,000	1,408,000	1,295,000	0	549,000	400,000	901,421	6,321,000
30	105,000		39,000	1,567,000	1,023,000	0	428,000	0	643,061	3,162,000
TOTALS	20,005,000	38,039,000	9,817,000	42,743,000	26,147,000	915,000	12,408,000	5,150,000	33,267,756	188,491,756

CITY OF LIVINGSTON PRODUCTION REPORTS 2017

Oct-17	8	9	11	12	13	14	15	16	17	TOTALS
1	57,000	1,454,000	11,000	1,497,000	0	2,000	584,000	100,000	1,513,622	3,705,000
2	677,000	1,042,000	60,000	1,310,000	1,063,000	0	232,000	150,000	1,141,306	4,534,000
3	674,000	1,322,000	499,000	1,415,000	1,313,000	0	502,000	0	1,022,000	5,725,000
4	296,000	1,663,000	784,000	1,411,000	1,251,000	0	616,000	460,000	1,030,193	6,481,000
5	686,000	1,428,000	844,000	1,431,000	1,331,000	3,000	146,000	0	1,566,439	5,869,000
6	626,000	1,322,000	773,000	1,442,000	1,328,000	2,000	449,000	130,000	1,145,438	6,072,000
7	1,146,000	1,574,000	380,000	1,606,000	68,000	0	643,000	0	1,742,908	5,417,000
8	202,000	1,389,000	164,000	1,569,000	16,000	51,000	1,038,000	500,000	118,719	4,929,000
9	434,000	1,373,000	143,000	1,394,000	866,000	1,000	170,000	0	804,515	4,381,000
10	1,066,000	1,348,000	246,000	1,408,000	1,173,000	47,000	95,000	60,000	1,334,116	5,443,000
11	1,120,000	1,656,000	683,000	1,468,000	1,352,000	0	273,000	170,000	1,082,422	6,722,000
12	550,000	1,356,000	746,000	1,457,000	1,271,000	0	128,000	0	1,565,265	5,508,000
13	247,000	1,463,000	480,000	1,455,000	1,340,000	0	322,000	0	1,413,567	5,307,000
14	119,000	1,513,000	81,000	1,631,000	0	0	305,000	0	1,846,134	3,649,000
15	19,000	1,310,000	129,000	1,559,000	66,000	0	318,000	0	1,393,565	3,401,000
16	495,000	922,000	54,000	1,299,000	795,000	0	0	0	1,812,971	3,565,000
17	849,000	1,312,000	575,000	1,440,000	1,492,000	0	0	0	1,325,372	5,668,000
18	527,000	1,579,000	812,000	1,503,000	1,187,000	0	196,000	520,000	894,527	6,324,000
19	754,000	1,411,000	810,000	1,423,000	1,413,000	0	21,000	0	1,310,000	5,832,000
20	468,000	1,618,000	765,000	1,469,000	1,395,000	0	455,000	510,000	908,468	6,680,000
21	271,000	1,336,000	144,000	1,588,000	617,000	1,000	206,000	0	1,045,100	4,163,000
22	135,000	1,465,000	56,000	863,000	4,000	8,000	5,000	30,000	944,120	2,566,000
23	472,000	964,000	267,000	1,395,000	712,000	0	0	0	953,767	3,810,000
24	872,000	1,438,000	784,000	1,459,000	1,000	0	530,000	210,000	1,611,206	5,294,000
25	1,129,000	1,498,000	418,000	1,588,000	1,000	6,000	718,000	353,000	1,465,238	5,711,000
26	182,000	1,524,000	707,000	1,434,000	110,000	0	617,000	1,127,000	1,502,731	5,701,000
27	901,000	1,498,000	347,000	1,441,000	1,367,000	4,000	568,000	190,000	749,957	6,316,000
28	340,000	1,467,000	243,000	1,464,000	1,311,000	7,000	436,000	80,000	445,437	5,348,000
29	7,000	1,290,000	3,000	94,000	0	4,000	218,000	0	1,760,627	1,616,000
30	7,000	854,000	178,000	1,380,000	801,000	0	402,000	180,000	1,009,717	3,802,000
31	76,000	1,430,000	530,000	1,426,000	1,230,000	0	62,000	0	1,418,883	4,754,000
TOTALS	15,404,000	42,819,000	12,716,000	43,319,000	24,874,000	136,000	10,255,000	4,770,000	37,878,330	192,171,330

CITY OF LIVINGSTON PRODUCTION REPORTS 2017

Nov-17	8	9	11	12	13	14	15	16	17	TOTALS
1	395,000	1,481,000	449,000	1,487,000	1,147,000	1,000	75,000	0	1,507,706	5,035,000
2	428,000	1,590,000	303,000	1,445,000	1,389,000	3,000	474,000	0	828,804	5,632,000
3	386,000	1,432,000	764,000	1,487,000	684,000	1,000	553,000	0	1,362,150	6,669,150
4	14,000	1,199,000	75,000	1,197,000	1,221,000	0	224,000	0	256,928	4,186,928
5	0	1,597,000	0	0	0	0	0	0	1,013,462	2,610,462
6	0	1,603,000	274,000	919,000	2,000	0	417,000	0	1,220,860	4,435,860
7	578,000	1,309,000	683,000	1,403,000	732,000	0	2,000	0	1,588,030	6,295,030
8	264,000	1,601,000	450,000	1,552,000	1,387,000	16,000	540,000	640,000	382,323	6,832,323
9	523,000	1,190,000	272,000	1,370,000	857,000	0	81,000	0	1,279,745	5,572,745
10	31,000	1,423,000	376,000	1,439,000	487,000	0	460,000	0	1,327,237	5,543,237
11	0	163,000	0	1,481,000	0	0	0	0	763,800	2,407,800
12	0	0	1,000	1,492,000	0	0	0	0	983,900	2,476,900
13	18,000	802,000	0	1,500,000	823,000	0	12,000	0	1,215,484	4,370,484
14	100,000	1,470,000	554,000	1,518,000	1,238,000	0	16,000	0	1,088,061	5,984,061
15	424,000	1,409,000	26,000	1,045,000	0	0	6,000	579,000	1,126,531	4,615,531
16	449,000	1,457,000	0	803,000	0	0	0	0	1,299,129	4,008,129
17	980,000	1,409,000	96,000	1,569,000	0	0	70,000	209,000	1,679,378	6,012,378
18	571,000	1,014,000	0	1,433,000	0	0	0	0	1,330,762	4,348,762
19	59,000	0	2,000	746,000	0	0	4,000	0	1,151,277	1,962,277
20	208,000	917,000	186,000	708,000	0	0	111,000	0	1,646,000	3,776,000
21	1,076,000	1,566,000	427,000	1,618,000	1,000	0	41,000	0	1,817,871	6,546,871
22	964,000	1,387,000	200,000	1,419,000	508,000	0	0	2,000	1,368,853	5,848,853
23	186,000	1,555,000	75,000	106,000	586,000	0	353,000	1,000	897,741	3,759,741
24	249,000	1,405,000	190,000	916,000	0	0	0	0	1,263,059	4,023,059
25	189,000	1,533,000	490,000	1,574,000	0	0	0	0	1,620,027	5,406,027
26	17,000	1,184,000	0	1,216,000	0	0	0	10,000	871,712	3,298,712
27	503,000	942,000	62,000	1,431,000	0	0	171,000	0	1,315,802	4,424,802
28	137,000	1,415,000	441,000	1,440,000	13,000	2,000	57,000	480,000	1,549,965	5,534,965
29	415,000	1,464,000	266,000	1,442,000	711,000	0	18,000	120,000	1,415,412	5,851,412
30	544,000	1,250,000	336,000	1,518,000	532,000	0	158,000	5,000	1,341,016	5,684,016
TOTALS	9,708,000	36,767,000	6,998,000	37,274,000	12,318,000	23,000	3,843,000	2,046,000	36,513,025	145,490,025

CITY OF LIVINGSTON PRODUCTION REPORTS 2017

Dec-17	8	9	11	12	13	14	15	16	17	TOTALS
1	720,000	1,502,000	734,000	1,507,000	1,234,000	0	627,000	300,000	45,460	6,624,000
2	585,000	1,300,000	227,000	1,327,000	227,000	0	511,000	170,000	618,492	4,347,000
3	0	6,000	0	477,000	9,000	0	32,000	10,000	1,690,410	534,000
4	330,000	879,000	150,000	901,000	0	0	309,000	90,000	1,157,300	2,659,000
5	922,000	1,498,000	770,000	1,470,000	0	0	8,000	130,000	1,673,400	4,798,000
6	322,000	1,489,000	508,000	1,476,000	119,000	0	879,000	190,000	880,183	4,983,000
7	468,000	1,487,000	954,000	1,482,000	1,039,000	0	289,000	50,000	225,110	5,769,000
8	568,000	1,566,000	807,000	1,486,000	919,000	0	1,007,000	610,000	0	6,963,000
9	10,000	1,088,000	232,000	800,000	956,000	3,000	282,000	50,000	950,353	3,421,000
10	0	0	0	0	0	0	0	0	1,798,940	0
11	102,000	789,000	313,000	1,281,000	0	0	43,000	10,000	1,402,334	2,538,000
12	1,027,000	1,381,000	591,000	1,554,000	82,000	191,000	107,000	120,000	1,493,726	5,053,000
13	812,000	1,474,000	793,000	1,434,000	0	0	600,000	0	1,262,384	5,113,000
14	509,000	1,534,000	629,000	1,586,000	849,000	0	362,000	0	1,199,056	5,469,000
15	419,000	1,519,000	533,000	1,343,000	0	9,000	15,000	20,000	766,536	3,858,000
16	0	1,406,000	140,000	547,000	1,638,000	0	71,000	0	459,518	3,802,000
17	0	0	0	66,000	0	0	298,000	0	1,551,002	364,000
18	0	952,000	61,000	502,000	0	0	66,000	0	1,552,039	1,581,000
19	6,000	1,511,000	111,000	1,513,000	0	0	581,000	20,000	621,069	3,742,000
20	0	1,500,000	246,000	1,513,000	859,000	0	13,000	0	0	4,131,000
21	30,000	1,726,000	278,000	1,519,000	848,000	0	720,000	0	268,000	5,121,000
22	493,000	1,357,000	835,000	1,458,000	1,014,000	3,000	796,000	0	0	5,956,000
23	27,000	1,628,000	958,000	1,707,000	1,127,000	3,000	414,000	360,000	1,089,552	6,224,000
24	0	696,000	271,000	1,312,000	112,000	0	110,000	0	668,686	2,501,000
25	0	0	0	443,000	0	0	24,000	0	968,732	467,000
26	0	0	377,000	883,000	0	0	3,000	0	1,917,680	1,263,000
27	36,000	0	768,000	824,000	909,000	0	1,055,000	100,000	917,000	3,692,000
28	36,000	1,116,000	648,000	1,458,000	437,000	4,000	163,000	550,000	1,249,398	4,412,000
29	145,000	1,634,000	821,000	1,413,000	0	0	789,000	0	1,371,577	4,802,000
30	0	1,361,000	691,000	1,401,000	711,000	0	311,000	0	1,363,213	4,475,000
31	0	1,532,000	368,000	1,413,000	483,000	0	11,000	0	974,252	3,807,000
TOTALS	7,567,000	33,931,000	13,814,000	36,096,000	13,572,000	213,000	10,496,000	2,780,000	30,135,402	148,604,402
TOTALS	13,829,000	65,060,000	26,667,000	69,358,000	25,683,000	426,000	19,854,000	5,090,000	59,606,852	285,573,852

CITY OF LIVINGSTON PRODUCTION REPORTS 2016

2016										
WELL #	8	9	11	12	13	14	15	16	17	TOTALS
JANUARY	11,247,000	27,757,000	16,084,000	45,623,000	0	37,766,000	9,664,000	911,000		149,052,000
FEBRUARY	10,358,000	24,208,000	14,360,000	44,555,000	2,919,000	34,463,000	970,000	2,480,000		134,313,000
MARCH	32,038,000	32,007,000	12,423,000	36,720,000	30,755,000	6,839,000	2,000	9,220,000		160,004,000
APRIL	33,523,000	31,148,000	16,592,000	44,630,000	35,455,000	4,182,000	0	9,170,000		174,700,000
MAY	35,962,000	30,923,000	16,050,000	49,661,000	42,219,000	2,370,000	10,812,000	6,110,000		194,107,000
JUNE	36,716,000	41,160,000	17,973,000	48,162,000	39,512,000	5,708,000	21,031,000	9,721,000		219,983,000
JULY	47,556,000	32,363,000	19,508,000	48,906,000	33,450,000	14,551,000	24,515,000	14,840,000		235,689,000
AUGUST	39,433,000	33,123,000	17,921,000	49,974,000	37,866,000	5,198,000	21,911,000	17,970,000		223,396,000
SEPTEMBER	36,566,000	31,005,000	16,593,000	49,393,000	35,033,000	2,506,000	18,104,000	13,470,000		202,670,000
OCTOBER	31,404,000	34,291,000	17,256,000	47,010,000	36,663,000	1,466,000	16,110,000	10,070,000		194,270,000
NOVEMBER	20,865,000	26,907,000	14,676,000	44,844,000	31,020,000	312,000	7,235,000	3,880,000	809,912	150,548,912
DECEMBER	65,000	28,640,000	17,278,000	45,620,000	20,267,000	6,897,000	12,294,000	12,947,000	8,549,513	152,557,513
TOTALS(in gal)	335,733,000	373,532,000	196,714,011	555,098,012	345,159,013	122,258,014	142,648,015	110,789,016	9,359,442	2,191,290,425

CITY OF LIVINGSTON PRODUCTION REPORTS 2016

Jan-16	8	9	11	12	13	14	15	16		TOTALS
1	117,000	603,000	400,000	1,390,000	0	1,167,000	410,000	10,000		4,097,000
2	0	600,000	387,000	1,283,000	0	1,293,000	0	0		3,563,000
3	21,000	883,000	482,000	1,378,000	0	1,268,000	206,000	10,000		4,248,000
4	11,000	788,000	505,000	1,411,000	0	1,290,000	77,000	13,000		4,095,000
5	0	1,176,000	781,000	1,380,000	0	1,228,000	618,000	0		5,183,000
6	118,000	1,253,000	782,000	1,758,000	0	1,227,000	530,000	90,000		5,758,000
7	1,497,000	674,000	811,000	1,686,000	0	1,296,000	141,000	10,000		6,115,000
8	257,000	1,110,000	943,000	1,455,000	0	1,365,000	839,000	0		5,969,000
9	165,000	768,000	755,000	1,688,000	0	1,531,000	1,006,000	0		5,913,000
10	204,000	804,000	393,000	1,305,000	0	1,128,000	331,000	0		4,165,000
11	46,000	824,000	482,000	1,278,000	0	1,206,000	2,000	110,000		3,948,000
12	284,000	978,000	659,000	1,593,000	0	1,128,000	786,000	40,000		5,468,000
13	997,000	1,214,000	625,000	1,503,000	0	1,117,000	257,000	0		5,713,000
14	551,000	1,251,000	576,000	1,755,000	0	1,398,000	809,000	10,000		6,350,000
15	401,000	1,068,000	429,000	1,514,000	0	1,367,000	725,000	10,000		5,514,000
16	631,000	1,308,000	549,000	1,575,000	0	1,464,000	112,000	0		5,639,000
17	249,000	214,000	84,000	1,443,000	0	705,000	27,000	0		2,722,000
18	11,000	672,000	401,000	1,391,000	0	1,116,000	43,000	0		3,634,000
19	670,000	1,281,000	516,000	1,648,000	0	1,316,000	354,000	90,000		5,875,000
20	215,000	954,000	718,000	1,553,000	0	1,341,000	467,000	138,000		5,386,000
21	342,000	1,539,000	748,000	1,699,000	0	1,416,000	664,000	0		6,408,000
22	908,000	1,067,000	423,000	1,568,000	0	1,336,000	284,000	0		5,586,000
23	303,000	690,000	515,000	1,422,000	0	1,283,000	182,000	80,000		4,475,000
24	0	416,000	0	1,401,000	0	4,000	0	0		1,821,000
25	32,000	816,000	311,000	1,556,000	0	1,365,000	53,000	0		4,133,000
26	1,021,000	1,187,000	435,000	1,286,000	0	1,547,000	30,000	260,000		5,766,000
27	390,000	1,273,000	542,000	1,239,000	0	1,271,000	314,000	30,000		5,059,000
28	678,000	1,189,000	461,000	1,506,000	0	1,355,000	247,000	0		5,436,000
29	475,000	1,108,000	825,000	1,856,000	0	1,336,000	24,000	0		5,624,000
30	653,000	0	546,000	1,148,000	0	1,331,000	125,000	10,000		3,813,000
31	0	49,000	0	955,000	0	571,000	1,000	0		1,576,000
TOTALS	11,247,000	27,757,000	16,084,000	45,623,000	0	37,766,000	9,664,000	911,000		149,052,000

CITY OF LIVINGSTON PRODUCTION REPORTS 2016

Feb-16	8	9	11	12	13	14	15	16	TOTALS
1	58,000	71,000	484,000	1,627,000	0	1,018,000	379,000	30,000	3,667,000
2	374,000	1,176,000	934,000	1,694,000	0	1,358,000	140,000	0	5,676,000
3	511,000	1,148,000	980,000	1,833,000	0	1,422,000	210,000	0	6,104,000
4	116,000	1,295,000	938,000	1,737,000	14,000	1,473,000	214,000	0	5,787,000
5	1,499,000	757,000	608,000	1,850,000	90,000	1,328,000	27,000	90,000	6,249,000
6	242,000	1,349,000	695,000	1,634,000	122,000	1,412,000	0	110,000	5,564,000
7	0	411,000	121,000	1,417,000	0	960,000	0	0	2,909,000
8	285,000	651,000	544,000	1,329,000	8,000	1,249,000	0	0	4,066,000
9	547,000	1,087,000	802,000	1,902,000	227,000	1,216,000	0	20,000	5,801,000
10	92,000	1,154,000	600,000	1,526,000	313,000	1,334,000	0	360,000	5,379,000
11	220,000	1,528,000	702,000	1,751,000	234,000	1,421,000	0	10,000	5,866,000
12	406,000	1,144,000	585,000	2,057,000	208,000	1,355,000	0	350,000	6,105,000
13	349,000	668,000	184,000	1,243,000	0	1,467,000	0	0	3,911,000
14	0	30,000	0	1,195,000	0	620,000	0	0	1,845,000
15	0	26,000	1,000	1,006,000	1,000	778,000	0	0	1,812,000
16	18,000	726,000	349,000	1,366,000	0	734,000	0	0	3,193,000
17	144,000	1,672,000	638,000	1,730,000	33,000	1,355,000	0	280,000	5,852,000
18	1,680,000	835,000	178,000	1,731,000	267,000	1,095,000	0	60,000	5,846,000
19	334,000	1,348,000	768,000	887,000	397,000	1,196,000	0	320,000	5,250,000
20	2,000	433,000	47,000	1,526,000	85,000	928,000	0	0	3,021,000
21	0	0	1,000	1,144,000	0	541,000	0	0	1,686,000
22	0	532,000	481,000	1,274,000	18,000	1,189,000	0	20,000	3,514,000
23	603,000	1,355,000	478,000	1,611,000	153,000	1,501,000	0	270,000	5,971,000
24	793,000	1,074,000	783,000	1,814,000	269,000	1,265,000	0	20,000	6,018,000
25	910,000	864,000	841,000	1,770,000	178,000	1,477,000	0	370,000	6,410,000
26	877,000	1,377,000	809,000	1,931,000	208,000	1,444,000	0	80,000	6,726,000
27	152,000	769,000	357,000	1,192,000	94,000	1,161,000	0	90,000	3,815,000
28	16,000	0	2,000	1,221,000	0	895,000	0	0	2,134,000
29	130,000	728,000	450,000	1,557,000	0	1,271,000	0	0	4,136,000
Totals	10,358,000	24,208,000	14,360,000	44,555,000	2,919,000	34,463,000	970,000	2,480,000	134,313,000

CITY OF LIVINGSTON PRODUCTION REPORTS 2016

Mar-16	8	9	11	12	13	14	15	16		TOTALS
1	1,434,000	1,150,000	733,000	1,617,000	17,000	1,319,000	0	0		6,270,000
2	826,000	1,399,000	754,000	2,000,000	172,000	1,260,000	0	50,000		6,461,000
3	766,000	1,361,000	810,000	1,659,000	50,000	1,373,000	0	220,000		6,239,000
4	1,129,000	1,001,000	599,000	1,766,000	89,000	1,321,000	0	270,000		6,175,000
5	618,000	611,000	175,000	1,602,000	264,000	1,068,000	0	150,000		4,488,000
6	0	0	0	1,118,000	549,000	0	0	0		1,667,000
7	649,000	726,000	222,000	1,650,000	203,000	0	0	190,000		3,640,000
8	1,750,000	1,247,000	190,000	0	1,517,000	0	0	1,250,000		5,954,000
9	1,609,000	1,378,000	583,000	0	1,819,000	0	0	520,000		5,909,000
10	1,597,000	1,152,000	300,000	0	1,411,000	0	0	1,110,000		5,570,000
11	1,657,000	1,589,000	781,000	0	1,815,000	0	0	470,000		6,312,000
12	1,323,000	1,492,000	886,000	182,000	1,528,000	0	0	730,000		6,141,000
13	541,000	732,000	117,000	1,384,000	1,179,000	0	0	70,000		4,023,000
14	0	1,049,000	175,000	1,535,000	819,000	0	0	30,000		3,608,000
15	1,867,000	1,202,000	804,000	128,000	1,418,000	0	0	370,000		5,789,000
16	1,619,000	1,062,000	346,000	1,238,000	1,484,000	0	0	110,000		5,859,000
17	1,452,000	1,019,000	226,000	1,609,000	1,410,000	0	0	180,000		5,896,000
18	1,608,000	1,238,000	401,000	1,455,000	337,000	0	0	360,000		5,399,000
19	915,000	1,144,000	405,000	1,507,000	705,000	0	0	0		4,676,000
20	0	402,000	0	1,452,000	0	0	0	0		1,854,000
21	55,000	478,000	285,000	1,375,000	1,373,000	0	0	460,000		4,026,000
22	1,197,000	1,385,000	610,000	1,408,000	1,118,000	0	0	420,000		6,138,000
23	998,000	1,424,000	569,000	1,483,000	1,309,000	0	2,000	270,000		6,055,000
24	1,374,000	1,110,000	539,000	1,381,000	1,445,000	49,000	0	250,000		6,148,000
25	981,000	1,143,000	845,000	1,390,000	1,068,000	45,000	0	340,000		5,812,000
26	1,020,000	585,000	220,000	1,298,000	1,739,000	2,000	0	20,000		4,884,000
27	0	103,000	0	1,114,000	338,000	0	0	510,000		2,065,000
28	464,000	1,043,000	16,000	970,000	1,362,000	57,000	0	0		3,912,000
29	1,686,000	1,494,000	81,000	1,641,000	1,566,000	24,000	0	60,000		6,552,000
30	1,823,000	923,000	2,000	1,230,000	1,374,000	107,000	0	530,000		5,989,000
31	1,080,000	1,365,000	749,000	1,528,000	1,277,000	214,000	0	280,000		6,493,000
TOTALS	32,038,000	32,007,000	12,423,000	36,720,000	30,755,000	6,839,000	2,000	9,220,000		160,004,000

CITY OF LIVINGSTON PRODUCTION REPORTS 2016

Apr-16	8	9	11	12	13	14	15	16	TOTALS
1	1,539,000	1,125,000	547,000	1,561,000	1,493,000	0	0	350,000	6,615,000
2	1,090,000	859,000	633,000	1,425,000	1,488,000	0	0	0	5,495,000
3	0	10,000	0	1,385,000	1,458,000	0	0	0	2,853,000
4	30,000	497,000	433,000	1,610,000	1,346,000	2,000	0	350,000	4,268,000
5	1,465,000	1,255,000	987,000	1,528,000	736,000	6,000	0	500,000	6,477,000
6	1,263,000	1,216,000	598,000	1,386,000	1,634,000	27,000	0	440,000	6,564,000
7	1,384,000	1,363,000	565,000	1,605,000	1,499,000	119,000	0	520,000	7,055,000
8	1,501,000	1,190,000	521,000	1,342,000	1,395,000	464,000	0	270,000	6,683,000
9	898,000	751,000	428,000	1,460,000	1,504,000	9,000	0	180,000	5,230,000
10	0	0	1,000	1,248,000	802,000	0	0	0	2,051,000
11	23,300	611,000	418,000	1,225,000	1,129,000	24,000	0	100,000	3,530,300
12	1,487,000	903,000	683,000	1,441,000	1,519,000	38,000	0	240,000	6,311,000
13	1,145,000	1,258,000	731,000	1,426,000	1,645,000	300,000	0	0	6,505,000
14	1,551,000	1,447,000	814,000	1,398,000	859,000	26,000	0	550,000	6,645,000
15	1,615,000	1,401,000	713,000	1,634,000	1,394,000	0	0	20,000	6,777,000
16	1,655,000	1,500,000	753,000	1,550,000	415,000	162,000	0	510,000	6,545,000
17	619,000	1,047,000	402,000	1,378,000	1,373,000	0	0	240,000	5,059,000
18	941,000	969,000	443,000	1,672,000	725,000	83,000	0	510,000	5,343,000
19	1,469,000	1,217,000	803,000	1,594,000	93,000	879,000	0	530,000	6,585,000
20	1,438,000	1,114,000	756,000	1,546,000	1,369,000	553,000	0	400,000	7,176,000
21	1,830,000	1,593,000	908,000	1,476,000	1,341,000	92,000	0	210,000	7,450,000
22	1,343,000	1,138,000	701,000	1,579,000	1,527,000	0	0	360,000	6,648,000
23	1,472,000	1,450,000	769,000	1,606,000	1,409,000	54,000	0	0	6,760,000
24	1,198,000	1,387,000	373,000	1,579,000	370,000	0	0	700,000	5,607,000
25	829,000	1,172,000	463,000	1,418,000	16,000	7,000	0	540,000	4,445,000
26	1,625,000	1,561,000	563,000	1,521,000	1,381,000	25,000	0	60,000	6,736,000
27	1,456,000	1,229,000	462,000	1,551,000	1,441,000	61,000	0	470,000	6,670,000
28	1,616,000	1,343,000	580,000	1,743,000	1,192,000	177,000	0	380,000	7,031,000
29	150,700	282,000	0	1,389,000	1,494,000	935,000	0	410,000	4,660,700
30	890,000	260,000	544,000	1,354,000	1,408,000	139,000	0	330,000	4,925,000
31									
TOTALS	33,523,000	31,148,000	16,592,000	44,630,000	35,455,000	4,182,000	0	9,170,000	174,700,000

CITY OF LIVINGSTON PRODUCTION REPORTS 2016

May-16	8	9	11	12	13	14	15	16	TOTALS
1	21,000	0	167,000	1,521,000	1,196,000	88,000	0	30,000	3,023,000
2	820,000	93,000	470,000	1,228,000	1,236,000	634,000	0	0	4,481,000
3	1,705,000	1,478,000	700,000	1,584,000	1,560,000	226,000	0	250,000	7,503,000
4	1,503,000	1,342,000	676,000	1,611,000	1,519,000	0	32,000	140,000	6,823,000
5	1,604,000	1,428,000	792,000	1,444,000	1,414,000	7,000	13,000	470,000	7,172,000
6	1,541,000	1,189,000	523,000	1,584,000	1,491,000	24,000	26,000	70,000	6,448,000
7	1,376,000	1,178,000	338,000	1,498,000	861,000	0	0	0	5,251,000
8	0	69,000	0	1,303,000	840,000	19,000	0	0	2,231,000
9	859,000	499,000	374,000	1,728,000	1,240,000	24,000	2,000	10,000	4,736,000
10	1,506,000	1,295,000	631,000	1,645,000	1,446,000	0	380,000	0	6,903,000
11	1,693,000	1,414,000	725,000	1,658,000	1,501,000	48,000	354,000	250,000	7,643,000
12	1,553,000	1,259,000	758,000	1,652,000	1,245,000	0	659,000	200,000	7,326,000
13	1,598,000	1,176,000	819,000	1,727,000	1,655,000	211,000	797,000	250,000	8,233,000
14	1,082,000	15,000	324,000	1,753,000	1,234,000	254,000	694,000	440,000	5,796,000
15	19,000	436,000	2,000	1,694,000	1,462,000	26,000	168,000	0	3,807,000
16	748,000	895,000	338,000	1,542,000	1,372,000	0	276,000	0	5,171,000
17	1,666,000	1,473,000	727,000	1,559,000	1,335,000	59,000	483,000	190,000	7,492,000
18	1,512,000	1,307,000	763,000	1,804,000	1,622,000	32,000	608,000	610,000	8,258,000
19	1,678,000	1,455,000	812,000	1,543,000	1,107,000	21,000	604,000	500,000	7,720,000
20	1,469,000	1,331,000	760,000	1,803,000	1,453,000	0	863,000	390,000	8,069,000
21	1,106,000	1,264,000	440,000	1,753,000	1,343,000	59,000	155,000	120,000	6,240,000
22	123,000	349,000	3,000	1,596,000	1,335,000	75,000	452,000	0	3,933,000
23	786,000	909,000	445,000	1,484,000	1,462,000	0	214,000	230,000	5,530,000
24	1,399,000	1,225,000	621,000	1,704,000	1,416,000	0	425,000	300,000	7,090,000
25	1,556,000	1,402,000	731,000	1,615,000	1,378,000	3,000	431,000	400,000	7,516,000
26	1,579,000	1,412,000	821,000	1,724,000	1,371,000	106,000	586,000	0	7,599,000
27	1,429,000	1,428,000	822,000	1,581,000	1,525,000	419,000	975,000	450,000	8,629,000
28	1,683,000	1,500,000	722,000	1,422,000	1,220,000	34,000	560,000	230,000	7,371,000
29	1,108,000	1,367,000	355,000	1,641,000	1,389,000	0	466,000	90,000	6,416,000
30	400,000	8,000	0	1,433,000	1,379,000	0	265,000	160,000	3,245,000
31	840,000	727,000	391,000	1,827,000	1,612,000	1,000	324,000	330,000	5,212,000
TOTALS	35,962,000	30,923,000	16,050,000	49,661,000	42,219,000	2,370,000	10,812,000	6,110,000	194,107,000

CITY OF LIVINGSTON PRODUCTION REPORTS 2016

Jun-16	8	9	11	12	13	14	15	16		TOTALS
1	1,529,000	1,300,000	717,000	1,428,000	1,227,000	152,000	604,000	620,000		7,577,000
2	1,645,000	1,418,000	796,000	1,767,000	1,353,000	90,000	788,000	20,000		7,877,000
3	1,562,000	1,340,000	711,000	1,472,000	1,368,000	269,000	831,000	340,000		7,893,000
4	1,147,000	1,238,000	656,000	1,775,000	1,593,000	30,000	500,000	60,000		6,999,000
5	468,000	52,000	114,000	1,618,000	1,332,000	0	764,000	210,000		4,558,000
6	914,000	907,000	395,000	1,790,000	1,364,000	3,000	436,000	520,000		6,329,000
7	1,111,000	1,264,000	724,000	1,518,000	1,044,000	211,000	716,000	230,000		6,818,000
8	1,172,000	1,960,000	572,000	1,641,000	1,421,000	234,000	700,000	290,000		7,990,000
9	1,101,000	1,979,000	817,000	2,056,000	879,000	4,000	606,000	240,000		7,682,000
10	1,197,000	1,143,000	614,000	1,420,000	1,385,000	101,000	778,000	510,000		7,148,000
11	1,274,000	1,509,000	277,000	1,615,000	1,252,000	28,000	380,000	1,000		6,336,000
12	122,000	1,472,000	19,000	1,611,000	1,461,000	0	513,000	0		5,198,000
13	774,000	1,226,000	405,000	1,523,000	962,000	180,000	685,000	40,000		5,795,000
14	1,590,000	1,534,000	748,000	1,533,000	1,372,000	94,000	541,000	380,000		7,792,000
15	1,471,000	1,548,000	691,000	1,696,000	1,557,000	14,000	779,000	390,000		8,146,000
16	1,519,000	1,523,000	619,000	1,524,000	1,212,000	0	691,000	330,000		7,418,000
17	1,485,000	1,505,000	717,000	1,600,000	1,404,000	108,000	766,000	630,000		8,215,000
18	1,316,000	1,772,000	689,000	1,604,000	1,268,000	0	576,000	260,000		7,485,000
19	18,000	1,327,000	61,000	1,441,000	1,327,000	68,000	428,000	30,000		4,700,000
20	787,000	1,336,000	471,000	1,436,000	1,386,000	232,000	553,000	130,000		6,331,000
21	1,670,000	1,662,000	805,000	1,559,000	1,365,000	398,000	776,000	560,000		8,795,000
22	1,252,000	1,303,000	662,000	1,750,000	1,575,000	419,000	1,143,000	210,000		8,314,000
23	1,570,000	1,590,000	733,000	1,391,000	1,079,000	424,000	664,000	360,000		7,811,000
24	1,477,000	1,506,000	764,000	1,858,000	1,406,000	365,000	913,000	390,000		8,679,000
25	1,487,000	1,703,000	837,000	1,647,000	1,295,000	244,000	881,000	450,000		8,544,000
26	1,269,000	1,604,000	542,000	1,646,000	1,321,000	161,000	834,000	300,000		7,677,000
27	932,000	1,119,000	496,000	1,421,000	1,335,000	200,000	546,000	300,000		6,349,000
28	1,508,000	1,001,000	765,000	1,609,000	1,326,000	137,000	955,000	770,000		8,071,000
29	1,552,000	1,625,000	744,000	1,784,000	1,472,000	658,000	897,000	400,000		9,132,000
30	1,797,000	694,000	812,000	1,429,000	1,171,000	884,000	787,000	750,000		8,324,000
TOTALS	36,716,000	41,160,000	17,973,000	48,162,000	39,512,000	5,708,000	21,031,000	9,721,000		219,983,000

CITY OF LIVINGSTON PRODUCTION REPORTS 2016

Jul-16	8	9	11	12	13	14	15	16	TOTALS
1	1,450,000	522,000	701,000	1,585,000	1,398,000	898,000	1,008,000	650,000	8,212,000
2	1,645,000	1,017,000	828,000	1,596,000	1,266,000	454,000	848,000	720,000	8,374,000
3	1,667,000	671,000	561,000	1,470,000	1,414,000	362,000	837,000	300,000	7,282,000
4	249,000	205,000	155,000	1,636,000	1,305,000	87,000	261,000	220,000	4,118,000
5	648,000	1,002,000	539,000	1,569,000	1,357,000	90,000	437,000	350,000	5,992,000
6	1,685,000	1,594,000	612,000	1,580,000	45,000	1,314,000	940,000	420,000	8,190,000
7	1,487,000	1,431,000	724,000	1,440,000	908,000	496,000	683,000	340,000	7,509,000
8	1,554,000	1,144,000	796,000	1,639,000	1,351,000	395,000	926,000	810,000	8,615,000
9	1,581,000	1,168,000	713,000	1,531,000	1,228,000	139,000	894,000	520,000	7,774,000
10	595,000	624,000	532,000	1,566,000	1,250,000	305,000	905,000	470,000	6,247,000
11	732,000	948,000	549,000	1,641,000	1,477,000	105,000	597,000	450,000	6,499,000
12	1,585,000	1,096,000	735,000	1,385,000	1,113,000	156,000	832,000	790,000	7,692,000
13	1,603,000	1,101,000	763,000	1,589,000	1,333,000	594,000	961,000	340,000	8,284,000
14	1,532,000	1,277,000	696,000	1,516,000	1,229,000	614,000	714,000	100,000	7,678,000
15	1,594,000	1,314,000	801,000	1,649,000	1,474,000	363,000	988,000	740,000	8,923,000
16	1,513,000	1,283,000	724,000	1,719,000	1,267,000	347,000	668,000	160,000	7,681,000
17	1,562,000	1,003,000	524,000	1,505,000	1,249,000	360,000	920,000	340,000	7,463,000
18	1,154,000	991,000	395,000	1,497,000	986,000	349,000	634,000	260,000	6,266,000
19	1,554,000	1,272,000	718,000	1,614,000	1,388,000	478,000	694,000	150,000	7,868,000
20	1,547,000	1,221,000	678,000	1,516,000	237,000	915,000	814,000	720,000	7,648,000
21	1,749,000	1,353,000	838,000	1,710,000	50,000	1,296,000	1,060,000	570,000	8,626,000
22	1,485,000	1,064,000	793,000	1,399,000	1,212,000	587,000	853,000	840,000	8,233,000
23	1,513,000	1,045,000	1,372,000	1,801,000	1,190,000	5,000	961,000	50,000	7,937,000
24	0	725,000	7,000	1,495,000	1,319,000	23,000	553,000	840,000	4,962,000
25	806,000	859,000	459,000	1,487,000	952,000	263,000	572,000	760,000	6,158,000
26	1,514,000	1,171,000	723,000	1,578,000	967,000	781,000	906,000	0	7,640,000
27	1,611,000	1,475,000	753,000	1,563,000	1,168,000	997,000	814,000	60,000	8,441,000
28	1,786,000	902,000	613,000	1,588,000	1,254,000	474,000	777,000	940,000	8,334,000
29	1,465,000	1,136,000	689,000	1,617,000	626,000	854,000	940,000	740,000	8,067,000
30	1,693,000	1,007,000	517,000	1,639,000	793,000	450,000	898,000	480,000	7,477,000
31	6,997,000	742,000	0	1,786,000	644,000	0	620,000	710,000	11,499,000
TOTALS	47,556,000	32,363,000	19,508,000	48,906,000	33,450,000	14,551,000	24,515,000	14,840,000	235,689,000

CITY OF LIVINGSTON PRODUCTION REPORTS 2016

Aug-16	8	9	11	12	13	14	15	16	TOTALS
1	1,340,000	1,078,000	455,000	1,450,000	0	399,000	770,000	670,000	6,162,000
2	1,509,000	1,126,000	720,000	1,628,000	1,324,000	25,000	512,000	660,000	7,504,000
3	1,629,000	1,357,000	635,000	1,643,000	831,000	232,000	830,000	950,000	8,107,000
4	1,616,000	1,221,000	590,000	1,652,000	1,322,000	172,000	619,000	670,000	7,862,000
5	1,684,000	1,310,000	831,000	1,581,000	1,219,000	228,000	973,000	930,000	8,756,000
6	1,531,000	787,000	517,000	1,709,000	1,261,000	3,000	841,000	110,000	6,759,000
7	265,000	496,000	2,000	1,647,000	1,377,000	1,000	545,000	310,000	4,643,000
8	744,000	722,000	370,000	1,528,000	1,145,000	0	536,000	590,000	5,635,000
9	1,596,000	1,259,000	743,000	1,663,000	1,337,000	190,000	616,000	740,000	8,144,000
10	1,702,000	1,211,000	740,000	1,632,000	1,338,000	434,000	788,000	700,000	8,545,000
11	1,495,000	1,164,000	669,000	1,603,000	1,255,000	397,000	808,000	160,000	7,551,000
12	1,829,000	1,464,000	887,000	1,778,000	1,270,000	242,000	1,073,000	900,000	9,443,000
13	1,513,000	971,000	293,000	1,420,000	1,327,000	4,000	623,000	220,000	6,371,000
14	762,000	1,001,000	179,000	1,747,000	1,200,000	2,000	511,000	230,000	5,632,000
15	798,000	870,000	501,000	1,442,000	1,258,000	0	315,000	680,000	5,864,000
16	1,536,000	1,239,000	750,000	1,711,000	1,283,000	166,000	922,000	480,000	8,087,000
17	1,295,000	127,000	757,000	1,604,000	1,281,000	418,000	859,000	950,000	7,291,000
18	1,533,000	1,306,000	797,000	1,551,000	1,218,000	86,000	947,000	700,000	8,138,000
19	1,164,000	1,138,000	661,000	1,622,000	1,249,000	374,000	923,000	1,100,000	8,231,000
20	1,524,000	1,297,000	782,000	1,823,000	1,352,000	434,000	921,000	310,000	8,443,000
21	1,220,000	1,034,000	234,000	1,531,000	1,266,000	68,000	295,000	620,000	6,268,000
22	736,000	742,000	352,000	1,547,000	1,253,000	61,000	503,000	570,000	5,764,000
23	1,484,000	1,299,000	901,000	1,376,000	1,154,000	171,000	741,000	490,000	7,616,000
24	1,294,000	1,175,000	670,000	1,718,000	1,323,000	528,000	967,000	790,000	8,465,000
25	1,407,000	1,211,000	756,000	1,526,000	1,322,000	54,000	727,000	590,000	7,593,000
26	1,451,000	1,369,000	876,000	1,972,000	1,187,000	237,000	933,000	840,000	8,865,000
27	1,269,000	1,006,000	378,000	1,296,000	1,273,000	12,000	540,000	450,000	6,224,000
28	136,000	927,000	2,000	1,776,000	1,370,000	24,000	301,000	190,000	4,726,000
29	632,000	804,000	403,000	1,474,000	1,208,000	46,000	629,000	530,000	5,726,000
30	1,424,000	1,150,000	764,000	1,708,000	1,366,000	0	683,000	349,000	7,444,000
31	1,315,000	1,262,000	706,000	1,616,000	1,297,000	190,000	660,000	491,000	7,537,000
TOTALS	39,433,000	33,123,000	17,921,000	49,974,000	37,866,000	5,198,000	21,911,000	17,970,000	223,396,000

CITY OF LIVINGSTON PRODUCTION REPORTS 2016

Sep-16	8	9	11	12	13	14	15	16		TOTALS
1	1,299,000	1,142,000	777,000	1,743,000	1,361,000	189,000	878,000	520,000		7,909,000
2	1,511,000	1,200,000	721,000	1,618,000	1,281,000	229,000	802,000	670,000		8,032,000
3	1,205,000	1,258,000	306,000	1,630,000	981,000	75,000	509,000	620,000		6,584,000
4	747,000	802,000	161,000	1,539,000	1,232,000	186,000	336,000	390,000		5,393,000
5	432,000	413,000	0	1,676,000	968,000	2,000	4,000	110,000		3,605,000
6	880,000	1,017,000	383,000	1,572,000	871,000	0	147,000	350,000		5,220,000
7	1,365,000	1,246,000	527,000	1,788,000	1,461,000	198,000	851,000	760,000		8,196,000
8	1,363,000	1,195,000	677,000	1,759,000	1,412,000	222,000	760,000	130,000		7,518,000
9	1,333,000	1,351,000	810,000	1,587,000	1,281,000	151,000	617,000	660,000		7,790,000
10	1,650,000	1,550,000	864,000	1,847,000	1,489,000	50,000	663,000	580,000		8,693,000
11	763,000	683,000	150,000	1,387,000	1,055,000	1,000	524,000	480,000		5,043,000
12	1,079,000	808,000	322,000	1,578,000	1,402,000	0	710,000	380,000		6,279,000
13	1,468,000	1,247,000	698,000	1,614,000	1,312,000	32,000	427,000	530,000		7,328,000
14	1,012,000	988,000	447,000	1,862,000	1,435,000	109,000	681,000	360,000		6,894,000
15	1,395,000	853,000	495,000	1,746,000	1,430,000	16,000	432,000	530,000		6,897,000
16	1,215,000	225,000	646,000	1,465,000	1,169,000	201,000	709,000	870,000		6,500,000
17	1,169,000	497,000	470,000	1,876,000	1,452,000	38,000	161,000	660,000		6,323,000
18	684,000	861,000	0	1,628,000	355,000	0	347,000	0		3,875,000
19	1,625,000	1,359,000	566,000	1,520,000	89,000	259,000	609,000	520,000		6,547,000
20	1,440,000	1,217,000	750,000	1,725,000	400,000	276,000	889,000	780,000		7,477,000
21	1,347,000	1,087,000	736,000	1,564,000	1,390,000	1,000	709,000	430,000		7,264,000
22	1,530,000	1,080,000	712,000	1,857,000	1,513,000	11,000	847,000	340,000		7,890,000
23	1,486,000	1,028,000	802,000	1,578,000	1,191,000	28,000	815,000	450,000		7,378,000
24	1,952,000	1,585,000	1,050,000	1,596,000	1,354,000	1,000	825,000	450,000		8,813,000
25	304,000	666,000	346,000	1,818,000	1,628,000	6,000	380,000	270,000		5,418,000
26	531,000	953,000	441,000	1,452,000	14,000	80,000	712,000	0		4,183,000
27	1,283,000	1,338,000	714,000	1,536,000	1,548,000	80,000	448,000	150,000		7,097,000
28	1,213,000	1,104,000	708,000	1,695,000	1,410,000	19,000	896,000	540,000		7,585,000
29	1,533,000	1,253,000	685,000	1,493,000	1,143,000	44,000	566,000	430,000		7,147,000
30	1,752,000	999,000	629,000	1,644,000	1,406,000	2,000	850,000	510,000		7,792,000
TOTALS	36,566,000	31,005,000	16,593,000	49,393,000	35,033,000	2,506,000	18,104,000	13,470,000		202,670,000

CITY OF LIVINGSTON PRODUCTION REPORTS 2016

Oct-16	8	9	11	12	13	14	15	16		TOTALS
1	1,103,000	725,000	287,000	1,637,000	1,317,000	3,000	280,000	180,000		5,532,000
2	85,000	723,000	0	1,619,000	764,000	0	479,000	460,000		4,130,000
3	1,425,000	1,185,000	348,000	1,560,000	721,000	0	356,000	0		5,595,000
4	1,502,000	1,221,000	778,000	1,579,000	1,344,000	28,000	131,000	350,000		6,933,000
5	1,256,000	1,128,000	721,000	1,527,000	1,012,000	0	907,000	830,000		7,381,000
6	1,185,000	1,265,000	705,000	1,595,000	1,395,000	2,000	631,000	600,000		7,378,000
7	1,059,000	1,168,000	799,000	1,596,000	1,322,000	30,000	865,000	820,000		7,659,000
8	890,000	932,000	523,000	1,430,000	1,311,000	0	660,000	170,000		5,916,000
9	15,000	529,000	0	1,620,000	1,415,000	0	23,000	0		3,602,000
10	554,000	782,000	423,000	1,541,000	1,452,000	10,000	432,000	400,000		5,594,000
11	1,264,000	1,257,000	501,000	1,577,000	1,435,000	45,000	948,000	590,000		7,617,000
12	1,247,000	1,283,000	855,000	1,483,000	1,175,000	0	928,000	750,000		7,721,000
13	1,126,000	1,156,000	705,000	1,512,000	1,027,000	238,000	917,000	320,000		7,001,000
14	1,172,000	1,016,000	766,000	1,564,000	1,405,000	225,000	763,000	420,000		7,331,000
15	1,429,000	939,000	772,000	1,662,000	1,340,000	6,000	930,000	510,000		7,588,000
16	615,000	398,000	16,000	1,554,000	1,403,000	9,000	6,000	0		4,001,000
17	585,000	940,000	406,000	1,496,000	653,000	0	389,000	80,000		4,549,000
18	1,165,000	1,146,000	740,000	750,000	1,411,000	404,000	927,000	30,000		6,573,000
19	1,255,000	1,232,000	839,000	1,413,000	1,371,000	88,000	707,000	230,000		7,135,000
20	1,218,000	1,194,000	765,000	1,215,000	1,461,000	171,000	666,000	230,000		6,920,000
21	1,198,000	1,081,000	856,000	1,554,000	1,548,000	6,000	668,000	840,000		7,751,000
22	1,415,000	1,235,000	842,000	1,541,000	1,150,000	35,000	644,000	200,000		7,062,000
23	887,000	841,000	522,000	1,608,000	1,464,000	1,000	205,000	310,000		5,838,000
24	1,241,000	777,000	445,000	1,428,000	616,000	4,000	365,000	220,000		5,096,000
25	1,415,000	1,069,000	738,000	1,559,000	1,439,000	0	327,000	100,000		6,647,000
26	1,301,000	1,043,000	646,000	1,559,000	1,216,000	32,000	825,000	440,000		7,062,000
27	1,091,000	1,127,000	761,000	1,596,000	1,468,000	31,000	671,000	300,000		7,045,000
28	1,367,000	1,202,000	922,000	1,487,000	1,395,000	30,000	265,000	540,000		7,208,000
29	616,000	752,000	211,000	1,689,000	1,013,000	2,000	153,000	50,000		4,486,000
30	0	4,220,000	7,000	1,607,000	0	1,000	34,000	90,000		5,959,000
31	723,000	725,000	357,000	1,452,000	620,000	65,000	8,000	10,000		3,960,000
TOTALS	31,404,000	34,291,000	17,256,000	47,010,000	36,663,000	1,466,000	16,110,000	10,070,000		194,270,000

CITY OF LIVINGSTON PRODUCTION REPORTS 2016

Nov-16	8	9	11	12	13	14	15	16	17	TOTALS
1	1,355,000	1,333,000	809,000	1,411,000	1,126,000	50,000	438,000	160,000	0	6,682,000
2	959,000	1,024,000	509,000	1,586,000	1,453,000		362,000	0	111,527	5,893,000
3	1,130,000	1,184,000	649,000	1,598,000	1,335,000		254,000	380,000	160,957	6,690,957
4	1,046,000	1,066,000	655,000	1,464,000	1,358,000	flow	323,000	500,000	0	6,412,000
5	1,019,000	1,038,000	682,000	1,596,000	1,445,000		499,000	230,000	0	6,509,000
6	55,000	462,000	70,000	1,704,000	1,044,000		29,000	20,000	0	3,384,000
7	411,000	706,000	400,000	1,564,000	843,000		28,000	150,000	0	4,102,000
8	1,080,000	1,051,000	783,000	1,451,000	891,000	meter	1,045,000	90,000	0	6,391,000
9	1,047,000	843,000	694,000	1,565,000	1,567,000		713,000	90,000	0	6,519,000
10	1,120,000	1,241,000	802,000	1,584,000	1,248,000		279,000	290,000	38,797	6,602,797
11	817,000	846,000	514,000	1,720,000	1,362,000	in	73,000	30,000	0	5,362,000
12	0	702,000	0	1,940,000	0		3,000	0	0	2,645,000
13	5,000	209,000	0	1,391,000	0		44,000	0	0	1,649,000
14	531,000	870,000	315,000	1,575,000	95,000		384,000	130,000	0	3,900,000
15	934,000	841,000	695,000	1,695,000	1,535,000	for	294,000	330,000	0	6,324,000
16	1,130,000	1,111,000	763,000	1,467,000	1,323,000		188,000	0	0	5,982,000
17	1,074,000	1,137,000	668,000	1,559,000	1,517,000		57,000	0	0	6,012,000
18	1,153,000	1,174,000	440,000	1,511,000	1,502,000		163,000	20,000	190,351	6,153,351
19	641,000	785,000	240,000	1,729,000	1,105,000		3,000	0	0	4,503,000
20	303,000	344,000	2,000	1,427,000	0	repairs	18,000	0	0	2,094,000
21	22,000	902,000	437,000	1,630,000	610,000		314,000	0	0	3,915,000
22	1,258,000	1,008,000	773,000	1,453,000	1,154,000	46,000	496,000	210,000	0	6,398,000
23	990,000	1,014,000	816,000	1,616,000	1,474,000	88,000	311,000	0	33,384	6,342,384
24	453,000	538,000	111,000	1,485,000	380,000	2,000	3,000	0	0	2,972,000
25	513,000	809,000	529,000	1,651,000	717,000	0	0	0	0	4,219,000
26	325,000	645,000	347,000	1,551,000	616,000	0	548,000	240,000	0	4,272,000
27	0	507,000	0	0	1,200,000	0	4,000	0	0	1,711,000
28	309,000	972,000	358,000	884,000	1,306,000	42,000	35,000	0	44,132	3,950,132
29	6,000	1,317,000	811,000	1,508,000	1,374,000	1,000	201,000	830,000	230,764	6,278,764
30	1,179,000	1,228,000	804,000	1,529,000	1,440,000	83,000	126,000	180,000	0	6,569,000
TOTALS	20,865,000	26,907,000	14,676,000	44,844,000	31,020,000	312,000	7,235,000	3,880,000	809,912	150,548,912

CITY OF LIVINGSTON PRODUCTION REPORTS 2016

Dec-16	8	9	11	12	13	14	15	16		TOTALS
1	65,000	1,440,000	856,000	1,556,000	1,068,000	116,000	344,000	740,000	477,407	6,185,000
2	0	1,250,000	940,000	1,794,000	1,442,000	40,000	538,000	540,000	0	6,544,000
3	0	684,000	373,000	1,398,000	394,000	3,000	522,000	690,000	161,353	4,064,000
4	0	103,000	0	1,503,000	0	0	28,000	0	0	1,634,000
5	0	738,000	263,000	1,596,000	645,000	2,000	62,000	450,000	0	3,756,000
6	0	1,131,000	790,000	1,500,000	0	8,000	396,000	480,000	311,659	4,305,000
7	0	1,421,000	880,000	160,000	1,241,000	0	913,000	170,000	1,375,021	4,785,000
8	0	1,243,000	748,000	1,737,000	1,241,000	28,000	405,000	910,000	419,486	6,312,000
9	0	1,210,000	819,000	1,313,000	1,024,000	23,000	593,000	930,000	0	5,912,000
10	0	637,000	412,000	1,738,000	1,234,000	13,000	212,000	360,000	0	4,606,000
11	0	90,000	3,000	1,429,000	0	5,000	12,000	0	0	1,539,000
12	0	733,000	413,000	1,398,000	556,000	0	88,000	360,000	58,963	3,548,000
13	0	1,391,000	788,000	1,518,000	902,000	205,000	527,000	400,000	294,456	5,731,000
14	0	1,168,000	838,000	1,520,000	1,443,000	4,000	300,000	750,000	40,170	6,023,000
15	0	1,314,000	857,000	1,851,000	255,000	193,000	944,000	560,000	876,788	5,974,000
16	0	1,319,000	894,000	1,324,000	0	66,000	971,000	460,000	1,054,716	5,034,000
17	0	714,000	409,000	1,158,000	46,000	0	362,000	40,000	1,377,483	2,729,000
18	0	27,000	0	1,432,000	0	0	6,000	0	0	1,465,000
19	0	566,000	353,000	1,605,000	15,000	0	56,000	0	0	2,595,000
20	0	1,047,000	367,000	1,472,000	1,376,000	0	41,000	40,000	0	4,343,000
21	0	1,237,000	432,000	1,621,000	990,000	0	203,000	510,000	179,834	4,993,000
22	0	1,281,000	876,000	1,543,000	331,000	205,000	376,000	890,000	1,234,544	5,502,000
23	0	1,199,000	975,000	1,629,000	1,359,000	7,000	695,000	960,000	0	6,824,000
24	0	810,000	429,000	1,540,000	771,000	71,000	571,000	500,000	0	4,692,000
25	0	355,000	2,000	1,415,000	0	0	161,000	0	0	1,933,000
26	0	55,000	1,000	1,373,000	0	0	0	0	0	1,429,000
27	0	1,085,000	390,000	1,563,000	504,000	30,000	127,000	490,000	0	4,189,000
28	0	1,186,000	935,000	1,376,000	1,000,000	508,000	984,000	80,000	0	6,069,000
29	0	1,392,000	1,055,000	1,613,000	1,359,000	5,370,000	206,000	47,000	0	11,042,000
30	0	1,056,000	780,000	1,507,000	626,000	0	1,003,000	1,000,000	687,633	5,972,000
31	0	758,000	400,000	1,438,000	445,000	0	648,000	590,000	0	4,279,000
TOTALS	65,000	28,640,000	17,278,000	45,620,000	20,267,000	6,897,000	12,294,000	12,947,000	8,549,513	152,557,513

CITY OF LIVINGSTON PRODUCTION REPORTS 2015

2015									
WELL #	8	9	11	12	13	14	15	16	TOTALS
JANUARY	39,548,000	0	0	48,603,000	21,692,000	42,771,000	9,593,000	3,609,000	165,816,000
FEBRUARY	38,461,000	0	0	40,585,000	12,522,000	36,550,000	22,156,000	4,534,000	154,808,000
MARCH	39,125,000	0	0	50,267,000	32,577,000	40,458,000	25,419,000	8,289,000	196,135,000
APRIL	46,596,000	20,786,000	12,170,000	51,463,000	31,980,000	6,431,000	23,493,000	8,306,000	201,225,000
MAY	37,423,000	20,177,000	18,758,000	50,522,000	14,232,000	37,354,000	18,850,000	1,553,000	198,869,000
JUNE	44,999,000	32,508,000	18,821,000	46,127,000	14,101,000	35,776,000	22,391,000	5,174,000	219,897,000
JULY	47,559,000	25,491,000	21,032,000	46,413,000	24,900,000	37,320,000	24,971,000	7,350,000	235,036,000
AUGUST	40,472,000	20,484,000	20,029,000	49,870,000	14,132,000	38,183,000	21,858,000	3,013,000	208,041,000
SEPTEMBER	39,510,000	26,881,000	17,135,000	46,997,000	790,000	36,307,000	15,989,000	2,689,000	186,298,000
OCTOBER	39,063,000	15,982,000	18,299,000	47,322,000	6,742,000	38,430,000	14,302,000	760,000	180,900,000
NOVEMBER	9,984,000	10,819,000	7,224,000	16,561,000	13,323,000	34,947,000	6,810,000	326,000	99,994,000
DECEMBER	322,000	32,645,000	18,354,000	45,162,000	590,000	38,014,000	6,930,000	470,000	142,487,000
TOTALS(in gal)	423,062,000	205,773,000	151,822,000	539,892,000	187,581,000	422,541,000	212,762,000	46,073,000	2,189,506,000

CITY OF LIVINGSTON PRODUCTION REPORTS 2015

Jan-15	8	9	11	12	13	14	15	16	TOTALS
1	1,028,000			1,745,000	780,000	1,434,000	0	72,000	5,059,000
2	889,000			1,821,000	855,000	1,484,000	0	3,000	5,052,000
3	1,874,000			1,748,000	1,224,000	1,507,000	0	143,000	6,496,000
4	880,000			1,498,000	502,000	1,108,000	2,000	209,000	4,199,000
5	606,000			1,709,000	508,000	1,281,000	0	113,000	4,217,000
6	1,797,000	well	well	1,785,000	1,277,000	1,534,000	0	25,000	6,418,000
7	1,338,000			1,764,000	981,000	1,473,000	0	172,000	5,728,000
8	2,231,000			1,935,000	1,289,000	1,562,000	0	26,000	7,043,000
9	1,778,000			1,909,000	1,139,000	1,507,000	7,000	126,000	6,466,000
10	132,000			1,713,000	569,000	1,331,000	0	2,000	3,747,000
11	1,000			1,206,000	68,000	705,000	4,000	1,000	1,985,000
12	810,000	is	is	1,292,000	519,000	1,540,000	0	0	4,161,000
13	1,752,000			1,558,000	1,679,000	1,408,000	206,000	28,000	6,631,000
14	1,754,000			1,664,000	1,170,000	1,476,000	2,000	127,000	6,193,000
15	1,798,000			1,691,000	1,194,000	1,453,000	58,000	508,000	6,702,000
16	1,723,000			1,548,000	555,000	1,491,000	1,163,000	29,000	6,509,000
17	1,144,000			1,514,000	329,000	1,453,000	82,000	0	4,522,000
18	0			1,230,000	145,000	1,032,000	14,000	0	2,421,000
19	892,000			1,493,000	624,000	1,313,000	0	0	4,322,000
20	1,654,000			1,600,000	1,127,000	1,469,000	0	232,000	6,082,000
21	1,801,000	off	off	1,559,000	584,000	1,485,000	889,000	93,000	6,411,000
22	1,667,000			1,458,000	240,000	1,467,000	1,224,000	63,000	6,119,000
23	1,819,000			1,722,000	1,344,000	1,452,000	141,000	25,000	6,503,000
24	1,115,000			1,456,000	416,000	1,511,000	685,000	0	5,183,000
25	0			1,153,000	28,000	833,000	0	0	2,014,000
26	870,000			1,444,000	808,000	1,363,000	12,000	4,000	4,501,000
27	1,758,000			1,521,000	341,000	1,453,000	1,120,000	89,000	6,282,000
28	1,736,000			1,591,000	174,000	1,458,000	1,108,000	288,000	6,355,000
29	1,789,000			1,447,000	152,000	1,405,000	1,235,000	719,000	6,747,000
30	1,766,000	line	line	1,613,000	510,000	1,373,000	1,174,000	512,000	6,948,000
31	1,146,000			1,216,000	561,000	1,410,000	467,000	0	4,800,000
TOTALS	39,548,000	0	0	48,603,000	21,692,000	42,771,000	9,593,000	3,609,000	165,816,000

CITY OF LIVINGSTON PRODUCTION REPORTS 2015

Feb-15	8	9	11	12	13	14	15	16	TOTALS
1	487,000			990,000	6,000	999,000	0	0	2,482,000
2	939,000			1,323,000	658,000	137,000	71,000	212,000	3,340,000
3	1,737,000			1,512,000	202,000	1,295,000	1,166,000	0	5,912,000
4	1,737,000	well	well	1,486,000	598,000	1,412,000	1,159,000	272,000	6,664,000
5	1,642,000			1,498,000	60,000	1,474,000	1,153,000	955,000	6,782,000
6	1,851,000			1,579,000	69,000	1,294,000	1,196,000	563,000	6,552,000
7	1,825,000			1,681,000	550,000	1,558,000	1,333,000	323,000	7,270,000
8	993,000			1,270,000	309,000	1,361,000	255,000	0	4,188,000
9	790,000			1,233,000	238,000	1,253,000	335,000	4,000	3,853,000
10	1,789,000	is	is	1,589,000	581,000	1,512,000	1,181,000	31,000	6,683,000
11	1,786,000			1,485,000	537,000	1,582,000	1,161,000	68,000	6,619,000
12	1,825,000			1,534,000	710,000	1,565,000	1,161,000	26,000	6,821,000
13	1,859,000			1,547,000	617,000	1,445,000	1,137,000	318,000	6,923,000
14	1,612,000			1,629,000	793,000	1,416,000	1,161,000	26,000	6,637,000
15	1,547,000			1,474,000	306,000	822,000	0	0	4,149,000
16	0			993,000	32,000	733,000	0	0	1,758,000
17	1,140,000			1,374,000	142,000	1,544,000	412,000	18,000	4,630,000
18	1,547,000	off	off	1,379,000	627,000	1,212,000	1,156,000	5,000	5,926,000
19	1,737,000			1,233,000	867,000	1,544,000	1,135,000	191,000	6,707,000
20	1,622,000			1,522,000	742,000	1,430,000	1,095,000	285,000	6,696,000
21	1,094,000			1,434,000	660,000	1,152,000	788,000	0	5,128,000
22	0			1,341,000	36,000	1,316,000	0	0	2,693,000
23	759,000			1,265,000	142,000	1,274,000	545,000	0	3,985,000
24	1,825,000			1,614,000	355,000	1,491,000	1,121,000	283,000	6,689,000
25	1,789,000	line	line	1,580,000	772,000	1,437,000	1,080,000	3,000	6,661,000
26	1,634,000			1,610,000	715,000	1,445,000	1,163,000	1,000	6,568,000
27	1,789,000			1,711,000	431,000	1,484,000	1,188,000	471,000	7,074,000
28	1,106,000			1,699,000	773,000	1,363,000	4,000	479,000	5,424,000
29									
Totals	38,461,000	0	0	40,585,000	12,522,000	36,550,000	22,156,000	4,534,000	154,814,000

CITY OF LIVINGSTON PRODUCTION REPORTS 2015

Mar-15	8	9	11	12	13	14	15	16	TOTALS
1	36,000			1,375,000	53,000	1,359,000	3,000	0	2,826,000
2	39,000			1,548,000	251,000	1,234,000	698,000	675,000	4,445,000
3	1,893,000			1,483,000	852,000	1,569,000	869,000	464,000	7,130,000
4	1,495,000	well	well	1,628,000	835,000	1,094,000	993,000	110,000	6,155,000
5	1,729,000			1,737,000	1,057,000	1,477,000	1,136,000	124,000	7,260,000
6	1,851,000			1,675,000	1,050,000	1,286,000	1,076,000	495,000	7,433,000
7	1,146,000			1,635,000	667,000	1,335,000	1,078,000	0	5,861,000
8	0			1,302,000	180,000	1,165,000	315,000	369,000	3,331,000
9	916,000			1,565,000	669,000	1,171,000	590,000	21,000	4,932,000
10	1,787,000			1,653,000	1,546,000	1,451,000	1,032,000	169,000	7,638,000
11	1,669,000	is	is	1,646,000	1,263,000	1,287,000	1,073,000	611,000	7,549,000
12	1,735,000			1,717,000	827,000	1,310,000	1,125,000	261,000	6,975,000
13	1,612,000			1,739,000	1,562,000	1,462,000	1,079,000	83,000	7,537,000
14	1,802,000			1,757,000	1,698,000	1,237,000	1,144,000	75,000	7,713,000
15	1,167,000			1,640,000	966,000	1,284,000	9,000	454,000	5,520,000
16	859,000			1,509,000	953,000	1,256,000	479,000	37,000	5,093,000
17	1,675,000			1,737,000	1,549,000	1,360,000	1,110,000	337,000	7,768,000
18	1,637,000			1,588,000	1,520,000	1,279,000	993,000	436,000	7,453,000
19	1,723,000	off	off	1,588,000	1,665,000	1,395,000	1,070,000	182,000	7,623,000
20	1,588,000			1,675,000	1,616,000	1,133,000	1,059,000	723,000	7,794,000
21	1,185,000			1,736,000	1,043,000	1,383,000	860,000	260,000	6,467,000
22	0			1,646,000	168,000	1,274,000	0	3,000	3,091,000
23	879,000			1,496,000	783,000	1,173,000	506,000	29,000	4,866,000
24	1,912,000			1,738,000	1,722,000	1,435,000	1,227,000	38,000	8,072,000
25	1,560,000			1,716,000	1,374,000	1,424,000	995,000	439,000	7,508,000
26	1,729,000			1,676,000	1,543,000	1,357,000	1,127,000	670,000	8,102,000
27	1,630,000			1,694,000	1,472,000	1,259,000	1,024,000	994,000	8,073,000
28	1,334,000	line	line	1,604,000	783,000	1,345,000	1,077,000	161,000	6,304,000
29	0			1,565,000	604,000	1,139,000	136,000	0	3,444,000
30	834,000			1,794,000	1,162,000	1,321,000	533,000	6,000	5,650,000
31	1,703,000			1,405,000	1,144,000	1,204,000	1,003,000	63,000	6,522,000
TOTALS	39,125,000			50,267,000	32,577,000	40,458,000	25,419,000	8,289,000	196,135,000

CITY OF LIVINGSTON PRODUCTION REPORTS 2015

Apr-15	8	9	11	12	13	14	15	16	TOTALS
1	1,640,000	0	0	1,738,000	1,510,000	1,240,000	1,039,000	430,000	7,597,000
2	1,628,000	0	0	1,575,000	1,232,000	1,309,000	1,043,000	280,000	7,067,000
3	1,851,000	0	0	1,947,000	1,873,000	1,252,000	1,125,000	1,460,000	9,508,000
4	1,694,000	0	0	1,394,000	1,266,000	0	954,000	1,360,000	6,668,000
5	1,223,000	0	0	1,662,000	1,089,000	0	755,000	230,000	4,959,000
6	901,000	1,156,000	0	1,460,000	1,222,000	0	591,000	30,000	5,360,000
7	1,585,000	1,857,000	0	1,886,000	1,189,000	0	1,125,000	500,000	8,142,000
8	1,653,000	1,672,000	0	1,612,000	864,000	0	865,000	110,000	6,776,000
9	1,621,000	1,739,000	0	1,751,000	1,032,000	0	1,044,000	160,000	7,347,000
10	1,734,000	1,617,000	989,000	1,905,000	1,320,000	0	343,000	30,000	7,938,000
11	1,719,000	1,157,000	286,000	1,541,000	1,163,000	0	760,000	160,000	6,786,000
12	874,000	0	0	1,766,000	1,118,000	0	646,000	100,000	4,504,000
13	872,000	895,000	5,000	1,703,000	1,359,000	0	711,000	230,000	5,775,000
14	1,640,000	1,634,000	823,000	1,633,000	841,000	0	913,000	0	7,484,000
15	1,563,000	1,380,000	678,000	1,759,000	932,000	0	1,031,000	60,000	7,403,000
16	1,724,000	1,655,000	832,000	1,669,000	1,231,000	0	631,000	180,000	7,922,000
17	1,244,000	1,227,000	400,000	1,917,000	1,075,000	0	591,000	187,000	6,641,000
18	1,671,000	0	1,000	1,626,000	384,000	0	287,000	0	3,969,000
19	1,577,000	0	0	1,754,000	479,000	0	169,000	0	3,979,000
20	1,509,000	880,000	23,000	1,757,000	436,000	0	277,000	20,000	4,902,000
21	1,711,000	453,000	369,000	1,588,000	856,000	0	764,000	30,000	5,771,000
22	1,643,000	12,000	747,000	1,723,000	892,000	0	967,000	33,000	6,017,000
23	1,626,000	1,545,000	879,000	1,774,000	1,117,000	0	880,000	60,000	7,881,000
24	1,654,000	1,606,000	896,000	1,933,000	1,230,000	0	722,000	40,000	8,081,000
25	1,710,000	301,000	909,000	1,651,000	991,000	0	985,000	1,090,000	7,637,000
26	1,708,000	0	957,000	1,881,000	1,038,000	0	1,028,000	1,010,000	7,622,000
27	1,719,000	0	806,000	1,680,000	1,147,000	0	878,000	320,000	6,550,000
28	1,548,000	0	864,000	1,664,000	1,024,000	0	902,000	136,000	6,138,000
29	1,590,000	0	801,000	1,474,000	826,000	1,218,000	523,000	60,000	6,492,000
30	1,764,000	0	905,000	2,040,000	1,244,000	1,412,000	944,000	0	8,309,000
31									
TOTALS	46,596,000	20,786,000	12,170,000	51,463,000	31,980,000	6,431,000	23,493,000	8,306,000	201,225,000

CITY OF LIVINGSTON PRODUCTION REPORTS 2015

May-15	8	9	11	12	13	14	15	16	TOTALS
1	1,596,000	0	773,000	1,717,000	1,333,000	1,225,000	863,000	100,000	7,607,000
2	1,808,000	0	948,000	1,637,000	1,214,000	1,391,000	1,046,000	180,000	8,224,000
3	1,039,000	0	660,000	1,618,000	942,000	1,128,000	514,000	70,000	5,971,000
4	1,049,000	0	441,000	1,604,000	1,181,000	1,077,000	556,000	0	5,908,000
5	1,816,000	0	934,000	1,543,000	1,078,000	1,391,000	831,000	160,000	7,753,000
6	1,460,000	0	842,000	1,764,000	1,082,000	1,272,000	849,000	200,000	7,469,000
7	1,751,000	0	847,000	1,851,000	1,033,000	1,333,000	996,000	73,000	7,884,000
8	1,694,000	0	851,000	1,511,000	695,000	1,419,000	462,000	0	6,632,000
9	1,018,000	0	616,000	1,799,000	640,000	1,221,000	197,000	0	5,491,000
10	193,000	0	0	1,467,000	330,000	1,021,000	0	0	3,011,000
11	1,023,000	819,000	340,000	1,811,000	251,000	1,392,000	0	0	5,636,000
12	942,000	1,675,000	760,000	1,310,000	512,000	1,173,000	487,000	130,000	6,989,000
13	86,000	1,718,000	859,000	1,936,000	1,129,000	1,341,000	415,000	143,000	7,627,000
14	1,415,000	1,482,000	770,000	1,672,000	239,000	1,213,000	145,000	0	6,936,000
15	1,670,000	1,024,000	949,000	1,638,000	8,000	1,227,000	572,000	0	7,088,000
16	1,215,000	490,000	337,000	1,824,000	80,000	1,277,000	451,000	10,000	5,684,000
17	127,000	0	0	1,678,000	144,000	1,173,000	355,000	0	3,477,000
18	887,000	0	548,000	1,642,000	266,000	1,320,000	667,000	0	5,330,000
19	1,497,000	1,036,000	692,000	1,694,000	139,000	1,067,000	711,000	0	6,836,000
20	1,629,000	1,206,000	861,000	1,727,000	144,000	1,297,000	741,000	20,000	7,625,000
21	1,715,000	1,114,000	893,000	1,681,000	120,000	1,342,000	735,000	50,000	7,650,000
22	1,585,000	1,133,000	974,000	1,680,000	237,000	1,120,000	747,000	30,000	7,506,000
23	1,633,000	1,166,000	630,000	1,741,000	102,000	1,302,000	660,000	0	7,234,000
24	1,101,000	1,173,000	371,000	1,705,000	131,000	1,213,000	747,000	70,000	6,511,000
25	3,000	19,000	0	1,333,000	167,000	1,152,000	276,000	0	2,950,000
26	1,046,000	752,000	415,000	1,374,000	80,000	1,248,000	508,000	0	5,423,000
27	1,512,000	1,086,000	774,000	1,545,000	199,000	1,174,000	920,000	150,000	7,360,000
28	1,714,000	1,366,000	799,000	2,210,000	388,000	1,280,000	868,000	0	8,625,000
29	1,771,000	1,610,000	874,000	777,000	314,000	1,339,000	1,011,000	150,000	7,846,000
30	1,397,000	529,000	0	1,563,000	54,000	1,226,000	744,000	17,000	4,133,000
31	31,000	779,000	0	1,470,000	0		776,000	0	3,025,000
TOTALS	37,423,000	20,177,000	18,758,000	50,522,000	14,232,000	37,354,000	18,850,000	1,553,000	198,869,000

CITY OF LIVINGSTON PRODUCTION REPORTS 2015

Jun-15	8	9	11	12	13	14	15	16	TOTALS
1	759,000	607,000	53,000	1,467,000	178,000	1,111,000	326,000	0	4,501,000
2	1,698,000	894,000	300,000	1,538,000	1,000	1,200,000	557,000	0	6,188,000
3	1,661,000	1,023,000	235,000	1,372,000	213,000	1,221,000	296,000	10,000	6,031,000
4	1,572,000	1,141,000	340,000	1,414,000	188,000	1,124,000	410,000	0	6,189,000
5	1,777,000	1,649,000	753,000	1,771,000	263,000	1,277,000	1,075,000	17,000	8,582,000
6	1,745,000	1,614,000	896,000	1,384,000	272,000	1,231,000	885,000	420,000	8,447,000
7	1,120,000	1,184,000	536,000	1,728,000	186,000	1,332,000	568,000	130,000	6,784,000
8	758,000	765,000	388,000	1,307,000	208,000	882,000	599,000	120,000	5,027,000
9	1,711,000	1,562,000	865,000	1,626,000	398,000	1,291,000	887,000	1,000	8,341,000
10	1,626,000	1,458,000	820,000	1,520,000	450,000	1,172,000	907,000	320,000	8,273,000
11	1,837,000	1,657,000	908,000	1,501,000	525,000	1,234,000	814,000	70,000	8,546,000
12	1,501,000	1,485,000	750,000	1,626,000	1,445,000	1,202,000	920,000	260,000	9,189,000
13	1,728,000	333,000	905,000	1,728,000	231,000	1,387,000	968,000	490,000	7,770,000
14	1,560,000	106,000	538,000	1,446,000	370,000	1,078,000	596,000	120,000	5,814,000
15	974,000	752,000	349,000	1,242,000	199,000	968,000	562,000	170,000	5,216,000
16	1,693,000	1,519,000	848,000	1,660,000	421,000	1,218,000	900,000	320,000	8,579,000
17	1,661,000	1,473,000	828,000	1,600,000	403,000	1,198,000	960,000	270,000	8,393,000
18	1,720,000	1,553,000	851,000	1,432,000	512,000	1,219,000	798,000	210,000	8,295,000
19	1,666,000	1,569,000	820,000	1,831,000	678,000	1,274,000	1,008,000	256,000	9,102,000
20	1,602,000	1,212,000	766,000	1,445,000	557,000	1,199,000	823,000	120,000	7,724,000
21	1,663,000	1,212,000	483,000	1,618,000	272,000	1,190,000	496,000	290,000	7,224,000
22	1,251,000	1,212,000	356,000	1,437,000	263,000	1,033,000	484,000	180,000	6,216,000
23	1,792,000	1,408,000	853,000	1,832,000	604,000	1,251,000	1,144,000	440,000	9,324,000
24	1,577,000	13,000	786,000	1,151,000	1,130,000	1,252,000	713,000	310,000	6,932,000
25	1,679,000	1,465,000	839,000	1,584,000	958,000	1,189,000	884,000	340,000	8,938,000
26	1,572,000	1,430,000	754,000	1,475,000	723,000	1,135,000	814,000	160,000	8,063,000
27	1,744,000	237,000	751,000	1,530,000	956,000	1,293,000	665,000	0	7,176,000
28	709,000	0	45,000	1,470,000	279,000	1,160,000	580,000	0	4,243,000
29	873,000	305,000	393,000	1,512,000	585,000	1,127,000	727,000	150,000	5,672,000
30	1,770,000	1,670,000	812,000	1,880,000	633,000	1,328,000	1,025,000	0	9,118,000
TOTALS	44,999,000	32,508,000	18,821,000	46,127,000	14,101,000	35,776,000	22,391,000	5,174,000	219,897,000

CITY OF LIVINGSTON PRODUCTION REPORTS 2015

Jul-15	8	9	11	12	13	14	15	16	TOTALS
1	1,561,000	1,057,000	709,000	1,359,000	794,000	1,134,000	788,000	540,000	7,942,000
2	1,665,000	1,152,000	719,000	1,504,000	1,195,000	1,205,000	867,000	100,000	8,407,000
3	1,621,000	16,000	808,000	1,444,000	955,000	1,211,000	875,000	410,000	7,340,000
4	1,665,000	52,000	710,000	1,532,000	491,000	1,200,000	553,000	40,000	6,243,000
5	445,000	0	166,000	1,396,000	752,000	1,106,000	414,000	0	4,279,000
6	1,125,000	715,000	372,000	1,684,000	398,000	1,228,000	811,000	210,000	6,543,000
7	1,638,000	1,520,000	771,000	1,431,000	477,000	1,186,000	745,000	30,000	7,798,000
8	1,655,000	1,532,000	782,000	1,558,000	520,000	1,218,000	915,000	480,000	8,660,000
9	1,702,000	608,000	794,000	1,470,000	1,416,000	1,289,000	868,000	80,000	8,227,000
10	1,765,000	1,003,000	793,000	1,374,000	999,000	1,197,000	840,000	510,000	8,481,000
11	1,660,000	155,000	762,000	1,552,000	1,051,000	1,365,000	419,000	30,000	6,994,000
12	1,384,000	0	0	1,484,000	271,000	1,118,000	628,000	0	4,885,000
13	1,056,000	708,000	421,000	1,545,000	481,000	1,015,000	806,000	0	6,032,000
14	1,585,000	1,116,000	774,000	1,394,000	636,000	1,270,000	920,000	0	7,695,000
15	1,724,000	1,654,000	778,000	1,455,000	646,000	1,317,000	886,000	10,000	8,470,000
16	1,644,000	1,558,000	804,000	1,604,000	986,000	1,210,000	921,000	0	8,727,000
17	1,660,000	932,000	774,000	1,517,000	1,295,000	1,213,000	904,000	560,000	8,855,000
18	1,862,000	358,000	762,000	1,488,000	1,263,000	1,254,000	879,000	590,000	8,456,000
19	1,556,000	548,000	746,000	1,538,000	818,000	1,204,000	922,000	230,000	7,562,000
20	1,073,000	681,000	537,000	1,423,000	352,000	1,092,000	684,000	230,000	6,072,000
21	1,678,000	121,000	806,000	1,544,000	1,342,000	1,260,000	965,000	170,000	7,886,000
22	1,694,000	1,103,000	730,000	1,426,000	661,000	1,288,000	832,000	500,000	8,234,000
23	1,620,000	1,344,000	787,000	1,680,000	1,025,000	1,135,000	910,000	114,000	8,615,000
24	1,630,000	1,326,000	782,000	1,565,000	707,000	1,193,000	927,000	366,000	8,496,000
25	1,870,000	720,000	847,000	1,476,000	832,000	1,316,000	955,000	170,000	8,186,000
26	1,557,000	379,000	688,000	1,512,000	203,000	1,108,000	742,000	360,000	6,549,000
27	912,000	484,000	365,000	1,496,000	509,000	1,056,000	746,000	410,000	5,978,000
28	1,689,000	1,281,000	780,000	1,532,000	749,000	1,241,000	859,000	270,000	8,401,000
29	1,622,000	1,038,000	755,000	1,475,000	923,000	1,200,000	925,000	320,000	8,258,000
30	1,585,000	1,175,000	738,000	1,465,000	1,046,000	1,215,000	786,000	250,000	8,260,000
31	1,656,000	1,155,000	772,000	1,490,000	1,107,000	1,276,000	679,000	370,000	8,505,000
TOTALS	47,559,000	25,491,000	21,032,000	46,413,000	24,900,000	37,320,000	24,971,000	7,350,000	235,036,000

CITY OF LIVINGSTON PRODUCTION REPORTS 2015

Aug-15	8	9	11	12	13	14	15	16	TOTALS
1	1,791,000	725,000	774,000	1,622,000	158,000	1,216,000	581,000	0	6,867,000
2	654,000	0	311,000	1,521,000	381,000	1,216,000	543,000	0	4,626,000
3	810,000	572,000	471,000	1,479,000	418,000	1,079,000	717,000	133,000	5,679,000
4	1,647,000	1,176,000	766,000	1,386,000	308,000	1,273,000	747,000	170,000	7,473,000
5	1,650,000	1,210,000	761,000	1,442,000	358,000	1,127,000	897,000	390,000	7,835,000
6	1,664,000	1,394,000	780,000	1,649,000	566,000	1,206,000	885,000	70,000	8,214,000
7	1,643,000	1,388,000	757,000	1,443,000	366,000	1,223,000	895,000	210,000	7,925,000
8	1,973,000	1,546,000	941,000	1,903,000	621,000	1,561,000	1,058,000	0	9,603,000
9	1,502,000	244,000	696,000	1,444,000	255,000	1,115,000	701,000	187,000	6,144,000
10	793,000	661,000	382,000	1,376,000	184,000	985,000	692,000	93,000	5,166,000
11	1,778,000	1,381,000	825,000	1,555,000	284,000	1,318,000	897,000	130,000	8,168,000
12	1,554,000	413,000	784,000	1,591,000	871,000	1,205,000	926,000	250,000	7,594,000
13	1,671,000	831,000	767,000	1,593,000	335,000	1,247,000	850,000	0	7,294,000
14	1,653,000	949,000	782,000	1,605,000	516,000	1,243,000	870,000	200,000	7,818,000
15	1,669,000	476,000	829,000	1,837,000	30,000	1,341,000	377,000	0	6,559,000
16	710,000	133,000	10,000	1,741,000	820,000	1,326,000	354,000	0	5,094,000
17	769,000	274,000	372,000	1,324,000	497,000	1,032,000	572,000	140,000	4,980,000
18	1,634,000	728,000	799,000	1,591,000	823,000	1,251,000	496,000	0	7,322,000
19	1,809,000	740,000	883,000	1,654,000	884,000	1,338,000	794,000	150,000	8,252,000
20	1,565,000	564,000	788,000	1,762,000	824,000	1,148,000	636,000	0	7,287,000
21	1,689,000	782,000	782,000	1,619,000	389,000	1,233,000	838,000	260,000	7,592,000
22	124,000	73,000	818,000	1,610,000	342,000	1,340,000	577,000	50,000	4,934,000
23	0	48,000	16,000	1,658,000	482,000	1,242,000	598,000	0	4,044,000
24	894,000	308,000	377,000	1,689,000	419,000	1,120,000	621,000	30,000	5,458,000
25	1,670,000	876,000	830,000	1,672,000	634,000	551,000	653,000	0	6,886,000
26	1,677,000	790,000	798,000	1,580,000	460,000	1,953,000	738,000	200,000	8,196,000
27	1,644,000	776,000	791,000	1,696,000	245,000	1,219,000	829,000	60,000	7,260,000
28	1,704,000	1,038,000	829,000	1,667,000	515,000	1,293,000	935,000	220,000	8,201,000
29	1,206,000	47,000	826,000	1,865,000	646,000	1,354,000	592,000	0	6,536,000
30	0	6,000	67,000	1,728,000	266,000	1,297,000	651,000	0	4,015,000
31	925,000	335,000	417,000	1,568,000	235,000	1,131,000	338,000	70,000	5,019,000
TOTALS	40,472,000	20,484,000	20,029,000	49,870,000	14,132,000	38,183,000	21,858,000	3,013,000	208,041,000

CITY OF LIVINGSTON PRODUCTION REPORTS 2015

Sep-15	8	9	11	12	13	14	15	16	TOTALS
1	1,669,000	1,008,000	843,000	1,686,000	100,000	1,270,000	600,000	0	7,176,000
2	1,671,000	982,000	824,000	1,701,000	268,000	1,270,000	674,000	180,000	7,570,000
3	1,759,000	962,000	806,000	1,603,000	165,000	1,239,000	870,000	70,000	7,474,000
4	1,615,000	810,000	796,000	1,813,000	216,000	1,248,000	838,000	180,000	7,516,000
5	1,289,000	711,000	438,000	1,591,000	6,000	1,321,000	325,000	0	5,681,000
6	25,000	228,000	0	1,832,000	19,000	1,288,000	599,000	0	3,991,000
7	0	191,000	0	1,492,000	1,000	938,000	217,000	0	2,839,000
8	64,000	569,000	339,000	1,694,000	1,000	766,000	659,000	0	4,092,000
9	1,687,000	1,194,000	778,000	1,885,000		1,239,000	469,000	340,000	7,592,000
10	1,764,000	1,600,000	851,000	1,309,000	meter	1,322,000	515,000	210,000	7,571,000
11	1,674,000	1,566,000	823,000	1,607,000		1,179,000	696,000	280,000	7,825,000
12	1,758,000	842,000	302,000	1,351,000		1,209,000	301,000	0	5,763,000
13	381,000	123,000	0	1,517,000		1,439,000	617,000	0	4,077,000
14	810,000	750,000	225,000	1,341,000	in	1,006,000	652,000	50,000	4,834,000
15	1,690,000	1,483,000	720,000	1,438,000		1,205,000	396,000	140,000	7,072,000
16	1,764,000	985,000	809,000	1,453,000		1,311,000	487,000	0	6,809,000
17	1,539,000	1,051,000	753,000	1,613,000		1,134,000	445,000	170,000	6,705,000
18	1,778,000	1,069,000	857,000	1,521,000		1,293,000	709,000	300,000	7,527,000
19	1,700,000	739,000	307,000	1,538,000		1,148,000	59,000	0	5,491,000
20	0	1,000	2,000	1,586,000		1,263,000	558,000	0	3,410,000
21	1,394,000	584,000	477,000	1,375,000		1,254,000	557,000	40,000	5,681,000
22	1,656,000	1,148,000	760,000	1,729,000	for	1,225,000	542,000	60,000	7,120,000
23	1,768,000	1,256,000	838,000	1,603,000		1,191,000	483,000	190,000	7,329,000
24	1,674,000	1,103,000	695,000	1,396,000		1,544,000	498,000	60,000	6,970,000
25	1,586,000	1,225,000	817,000	1,543,000		1,068,000	630,000	209,000	7,078,000
26	1,685,000	1,062,000	739,000	1,692,000		1,128,000	577,000	0	6,883,000
27	732,000	1,013,000	342,000	2,060,000	repairs	1,202,000	660,000	10,000	6,019,000
28	992,000	483,000	389,000	857,000		1,178,000	352,000	100,000	4,351,000
29	1,676,000	1,044,000	785,000	1,584,000		1,180,000	471,000	0	6,740,000
30	1,710,000	1,099,000	820,000	1,587,000	14,000	1,249,000	533,000	100,000	7,112,000
TOTALS	39,510,008	26,881,000	17,135,000	46,997,000	790,000	36,307,000	15,989,000	2,689,000	186,298,008

CITY OF LIVINGSTON PRODUCTION REPORTS 2015

Oct-15	8	9	11	12	13	14	15	16	TOTALS
1	1,657,000	893,000	805,000	1,668,000	15,000	1,274,000	514,000	20,000	6,846,000
2	1,699,000	608,000	779,000	1,507,000	0	1,170,000	536,000	0	6,299,000
3	1,252,000	476,000	521,000	1,653,000	0	1,365,000	260,000	0	5,527,000
4	0	0	6,000	1,448,000	0	1,302,000	313,000	0	3,069,000
5	849,000	285,000	364,000	1,421,000	0	1,141,000	259,000	0	4,319,000
6	1,618,000	1,002,000	753,000	1,571,000	31,000	1,188,000	444,000	0	6,607,000
7	1,775,000	1,043,000	624,000	1,514,000	56,000	1,340,000	608,000	53,000	7,013,000
8	1,783,000	1,021,000	790,000	1,507,000	41,000	1,274,000	436,000	177,000	7,029,000
9	1,565,000	373,000	849,000	1,698,000	1,377,000	1,192,000	114,000	0	7,168,000
10	1,454,000	635,000	476,000	1,453,000	137,000	1,320,000	111,000	0	5,586,000
11	0	34,000	17,000	1,570,000	0	1,294,000	608,000	0	3,523,000
12	836,000	0	313,000	1,594,000	1,541,000	675,000	176,000	0	5,135,000
13	1,798,000	967,000	781,000	1,419,000	122,000	1,220,000	426,000	80,000	6,813,000
14	1,933,000	1,156,000	1,070,000	1,825,000	0	1,202,000	549,000	30,000	7,765,000
15	1,340,000	1,081,000	672,000	1,416,000	6,000	1,213,000	824,000	0	6,552,000
16	1,661,000	1,334,000	584,000	1,603,000	479,000	1,218,000	319,000	0	7,198,000
17	633,000	779,000	691,000	1,687,000	248,000	1,309,000	395,000	0	5,742,000
18	0	0	13,000	1,616,000	1,000	1,270,000	353,000	0	3,253,000
19	795,000	393,000	326,000	1,432,000	26,000	1,064,000	244,000	90,000	4,370,000
20	1,475,000	753,000	779,000	1,615,000	62,000	1,286,000	528,000	40,000	6,538,000
21	1,716,000	316,000	716,000	1,434,000	0	1,293,000	733,000	90,000	6,298,000
22	1,795,000	310,000	846,000	1,536,000	0	1,286,000	1,012,000	0	6,785,000
23	1,736,000	800,000	810,000	1,619,000	4,000	1,298,000	966,000	120,000	7,353,000
24	755,000	575,000	586,000	1,491,000	535,000	1,311,000	286,000	0	5,539,000
25	0	0	2,000	1,123,000	871,000	1,323,000	0	0	3,319,000
26	726,000	79,000	383,000	1,525,000	507,000	1,142,000	308,000	0	4,670,000
27	1,787,000	107,000	805,000	1,456,000	127,000	1,303,000	874,000	0	6,459,000
28	1,740,000	310,000	828,000	1,479,000	311,000	1,403,000	774,000	0	6,845,000
29	1,605,000	374,000	803,000	1,576,000	25,000	1,152,000	437,000	0	5,972,000
30	1,723,000	274,000	860,000	1,534,000	220,000	1,290,000	515,000	60,000	6,476,000
31	1,357,000	4,000	447,000	1,332,000	0	1,312,000	380,000	0	4,832,000
TOTALS	39,063,000	15,982,000	18,299,000	47,322,000	6,742,000	38,430,000	14,302,000	760,000	180,900,000

CITY OF LIVINGSTON PRODUCTION REPORTS 2015

Nov-15	8	9	11	12	13	14	15	16	TOTALS
1	0	30,000	447,000	1,354,000	220,000	1,446,000	1,444,000	0	4,941,000
2	793,000	14,000	346,000	1,400,000	0	1,023,000	347,000	0	3,923,000
3	1,738,000	2,000	844,000	1,593,000	1,000	1,354,000	718,000	0	6,250,000
4	1,934,000	484,000	900,000	941,000	1,000	1,342,000	694,000	0	6,296,000
5	1,667,000	1,103,000	803,000		1,000	1,334,000	908,000	6,000	5,822,000
6	1,582,000	985,000	44,000		708,000	1,193,000	744,000	0	5,256,000
7	800,000	97,000	186,000		666,000	1,364,000	120,000	10,000	3,243,000
8	0	0	7,000	well	919,000	1,341,000	0	0	2,267,000
9	12,000	0	0		474,000	1,100,000	1,000	0	1,587,000
10	72,000	17,000	17,000	down	488,000	1,186,000	17,000	0	1,797,000
11	0	0	3,000		299,000	1,532,000	4,000	0	1,838,000
12	0	0	0	for	534,000	1,182,000	0	0	1,716,000
13	94,000	5,000	60,000		669,000	1,364,000	0	60,000	2,252,000
14	0	0	0	repairs	919,000	1,258,000	0	0	2,177,000
15	0	0	0		1,005,000	1,763,000	0	0	2,768,000
16	0	18,000	0		278,000	892,000	3,000	0	1,191,000
17	0	1,240,000	0		0	10,000	1,070,000	0	2,320,000
18	81,000	580,000	20,000		1,207,000	0	20,000	240,000	2,148,000
19	135,000	918,000	0		993,000	0	0	0	2,046,000
20	341,000	30,000	0		804,000	1,092,000	0	0	2,267,000
21	0	0	59,000		886,000	1,314,000	0	0	2,259,000
22	0	11,000	0		980,000	1,348,000	217,000	0	2,556,000
23	13,000	128,000	46,000	1,126,000	66,000	1,185,000	416,000	0	2,980,000
24	43,000	1,533,000	631,000	1,467,000	9,000	1,366,000	47,000	0	5,096,000
25	47,000	987,000	582,000	1,559,000	63,000	1,419,000	10,000	10,000	4,677,000
26	22,000	280,000	358,000	1,449,000	706,000	1,365,000	3,000	0	4,183,000
27	0	292,000	464,000	1,300,000	292,000	1,282,000	3,000	0	3,633,000
28	610,000	1,116,000	731,000	1,518,000	24,000	1,278,000	13,000	0	5,290,000
29	0	381,000	182,000	1,465,000	37,000	1,406,000	8,000	0	3,479,000
30	0	568,000	494,000	1,389,000	74,000	1,208,000	3,000	0	3,736,000
TOTALS	9,984,000	10,819,000	7,224,000	16,561,000	13,323,000	34,947,000	6,810,000	326,000	99,994,000

CITY OF LIVINGSTON PRODUCTION REPORTS 2015

Dec-15	8	9	11	12	13	14	15	16	TOTALS
1	40,000	1,404,000	652,000	1,508,000	117,000	1,401,000	6,000	0	5,128,000
2	47,000	1,147,000	785,000	1,630,000	144,000	1,339,000	33,000	0	5,125,000
3	23,000	1,037,000	814,000	1,664,000	7,000	1,349,000	95,000	70,000	5,059,000
4	22,000	1,347,000	32,000	1,418,000	97,000	1,351,000	964,000	100,000	5,331,000
5	15,000	1,524,000	1,009,000	1,793,000	0	2,445,000	22,000	0	6,808,000
6	0	1,143,000	189,000	1,409,000	0	369,000	38,000	0	3,148,000
7	0	335,000	420,000	1,443,000	0	1,422,000	31,000	10,000	3,661,000
8	41,000	1,422,000	478,000	1,440,000	221,000	1,235,000	990,000	0	5,827,000
9	17,000	1,295,000	674,000	1,792,000	4,000	1,264,000	204,000	10,000	5,260,000
10	30,000	1,546,000	873,000	1,654,000	0	1,352,000	200,000	0	5,655,000
11	45,000	1,551,000	965,000	1,383,000	0	1,352,000	101,000	0	5,397,000
12	0	902,000	931,000	1,383,000	0	1,447,000	9,000	10,000	4,682,000
13	0	0	0	921,000	0	866,000	0	0	1,787,000
14	0	697,000	472,000	1,246,000	0	916,000	10,000	10,000	3,351,000
15	0	1,523,000	738,000	1,547,000	0	1,537,000	3,000	10,000	5,358,000
16	0	1,440,000	735,000	1,605,000	0	1,287,000	83,000	10,000	5,160,000
17	0	1,697,000	908,000	1,681,000	0	1,467,000	241,000	0	5,994,000
18	42,000	1,300,000	729,000	1,465,000	0	1,244,000	570,000	0	5,350,000
19	0	1,040,000	446,000	1,527,000	0	1,268,000	248,000	0	4,529,000
20	0	0	0	1,112,000	0	399,000	0	0	1,511,000
21	0	125,000	448,000	1,142,000	0	1,127,000	421,000	0	3,263,000
22	0	1,369,000	872,000	1,634,000	0	1,371,000	703,000	0	5,949,000
23	0	1,553,000	941,000	1,474,000	0	1,421,000	431,000	210,000	6,030,000
24	0	1,012,000	926,000	1,577,000	0	1,315,000	538,000	0	5,368,000
25	0	723,000	545,000	1,248,000	0	984,000	35,000	0	3,535,000
26	0	0	1,000	1,064,000	0	629,000	4,000	0	1,698,000
27	0	0	0	1,090,000	0	504,000	0	0	1,594,000
28	0	714,000	258,000	1,507,000	0	1,234,000	15,000	30,000	3,758,000
29	0	1,542,000	799,000	1,477,000	0	1,350,000	383,000	0	5,551,000
30	0	1,606,000	845,000	1,661,000	0	1,349,000	322,000	0	5,783,000
31	0	1,651,000	869,000	1,667,000	0	1,420,000	230,000	0	5,837,000
TOTALS	322,000	32,645,000	18,354,000	45,162,000	590,000	38,014,000	6,930,000	470,000	142,487,000

CITY OF LIVINGSTON PRODUCTION REPORTS 2014

2014									
WELL #	8	9	11	12	13	14	15	16	TOTALS
JANUARY	55,021,000	0	15,526,000	48,001,000	9,934,000	28,548,000	127,000	0	157,157,000
FEBRUARY	51,226,000	0	20,100,000	47,393,000	5,960,000	32,855,000	7,257,000	0	164,791,000
MARCH	56,228,000	0	21,385,000	44,083,000	14,488,000	35,520,000	476,000	0	172,180,000
APRIL	47,390,000	18,613,000	19,503,000	24,484,000	24,314,000	32,663,000	5,959,000	0	172,926,000
MAY	46,596,000	46,112,000	22,189,000	48,959,000	14,910,000	33,176,000	15,493,000	5,765,000	233,200,000
JUNE	45,308,000	45,184,000	17,618,000	43,929,000	12,887,000	35,761,000	24,797,000	18,271,000	243,755,000
JULY	47,542,000	39,955,000	2,369,000	46,332,000	39,391,000	38,080,000	25,678,000	14,402,000	253,749,000
AUGUST	47,073,000	40,978,000	29,883,000	48,948,000	23,355,000	38,226,000	23,291,000	2,295,000	254,049,000
SEPTEMBER	32,255,000	43,447,000	10,155,000	48,602,000	16,761,000	37,612,000	22,227,000	3,350,000	214,409,000
OCTOBER	48,601,000	13,540,000	6,632,000	50,223,000	26,130,000	37,687,000	24,164,000	6,931,000	213,908,000
NOVEMBER	45,619,000	0	0	48,115,000	21,091,000	38,605,000	3,105,000	1,429,000	157,964,000
DECEMBER	21,922,000	0	0	51,483,000	26,638,000	40,624,000	5,655,000	1,733,000	148,055,000
TOTALS(in gal)	544,781,000	247,829,009	165,360,000	550,552,000	235,859,000	429,357,000	158,229,000	54,176,000	2,386,143,000

CITY OF LIVINGSTON PRODUCTION REPORTS 2014

Well Numbers									
Jan-14	8	9	11	12	13	14	15	16	TOTALS
1	1,947,000	well	527,000	1,759,000	412,000	891,000	0	0	5,536,000
2	1,820,000		476,000	1,673,000	28,000	888,000	0	0	4,885,000
3	2,084,000		1,010,000	2,068,000	505,000	1,570,000	0	0	7,237,000
4	1,794,000		866,000	1,864,000	631,000	1,348,000	0	0	6,503,000
5	1,898,000		553,000	1,782,000	523,000	1,019,000	0	0	5,775,000
6	1,709,000		35,000	1,382,000	65,000	131,000	1,000	0	3,323,000
7	1,603,000		1,041,000	1,572,000	718,000	1,585,000	0	0	6,519,000
8	2,254,000	was	1,010,000	1,930,000	520,000	1,325,000	0	0	7,039,000
9	1,747,000		284,000	1,435,000	46,000	1,113,000	122,000	0	4,747,000
10	1,705,000		45,000	1,059,000	0	986,000	0	0	3,795,000
11	1,690,000		43,000	1,149,000	0	1,150,000	0	0	4,032,000
12	1,799,000		714,000	1,618,000	0	1,370,000	0	0	5,501,000
13	1,690,000		136,000	1,291,000	99,000	918,000	0	0	4,134,000
14	1,697,000		0	1,204,000	0	0	0	0	2,901,000
15	1,771,000	off	0	1,117,000	0	0	0	0	2,888,000
16	1,683,000		0	1,291,000	0	0	0	0	2,974,000
17	1,624,000		0	1,115,000	0	26,000	0	0	2,765,000
18	1,773,000		0	1,159,000	0	0	0	0	2,932,000
19	1,723,000		1,000	783,000	10,000	22,000	3,000	0	2,542,000
20	838,000		0	1,052,000	0	4,000	0	0	1,894,000
21	1,539,000		3,000	1,243,000	1,000	176,000	0	0	2,962,000
22	1,800,000		404,000	1,460,000	102,000	1,107,000	0	0	4,873,000
23	1,910,000	for	974,000	1,977,000	571,000	1,448,000	0	0	6,880,000
24	2,026,000		1,033,000	1,824,000	870,000	1,615,000	0	0	7,368,000
25	1,950,000		1,016,000	2,017,000	875,000	1,322,000	0	0	7,180,000
26	1,920,000		832,000	1,918,000	781,000	1,451,000	0	0	6,902,000
27	1,562,000		595,000	1,898,000	275,000	1,337,000	1,000	0	5,668,000
28	1,879,000		978,000	1,869,000	685,000	1,437,000	0	0	6,848,000
29	1,923,000		1,006,000	1,977,000	766,000	1,469,000	0	0	7,141,000
30	1,849,000		1,009,000	2,022,000	873,000	1,415,000	0	0	7,168,000
31	1,814,000	repair	935,000	1,493,000	578,000	1,425,000	0	0	6,245,000
TOTALS	55,021,000	0	15,526,000	48,001,000	9,934,000	28,548,000	127,000	0	157,157,000

CITY OF LIVINGSTON PRODUCTION REPORTS 2014

February	8	9	11	12	13	14	15	16	TOTALS
1	1,927,000	well	13,000	1,980,000	657,000	1,450,000	0	0	6,027,000
2	1,771,000		626,000	1,703,000	543,000	1,041,000	0	0	5,684,000
3	1,808,000		473,000	1,469,000	114,000	783,000	0	0	4,647,000
4	1,823,000		919,000	1,975,000	537,000	1,394,000	0	0	6,648,000
5	1,954,000		1,096,000	2,051,000	658,000	1,432,000	161,000	0	7,352,000
6	1,751,000	was	907,000	1,658,000	723,000	1,395,000	0	0	6,434,000
7	1,976,000		1,038,000	2,212,000	652,000	1,506,000	0	0	7,384,000
8	1,832,000		507,000	1,460,000	233,000	1,108,000	0	0	5,140,000
9	1,530,000		0	570,000	0	0	0	0	2,100,000
10	1,270,000		40,000	658,000	8,000	201,000	0	0	2,177,000
11	1,988,000		963,000	1,694,000	312,000	1,487,000	0	0	6,444,000
12	1,937,000		1,111,000	1,774,000	283,000	1,737,000	38,000	0	6,880,000
13	1,910,000		899,000	1,760,000	0	1,195,000	710,000	0	6,474,000
14	1,949,000		999,000	1,714,000	0	1,483,000	961,000	0	7,106,000
15	1,833,000	off	913,000	1,733,000	0	1,387,000	785,000	0	6,651,000
16	2,235,000		547,000	1,724,000	0	1,144,000	503,000	0	6,153,000
17	1,128,000		1,000	796,000	0	0	0	0	1,925,000
18	1,951,000		429,000	1,480,000	3,000	755,000	223,000	0	4,841,000
19	1,788,000		982,000	1,871,000	43,000	1,350,000	446,000	0	6,480,000
20	1,898,000		1,005,000	2,058,000	0	1,436,000	697,000	0	7,094,000
21	1,885,000		967,000	2,307,000	0	1,430,000	799,000	0	7,388,000
22	2,055,000		1,024,000	1,622,000	0	1,613,000	1,021,000	0	7,335,000
23	1,906,000	for	448,000	1,567,000	0	1,019,000	320,000	0	5,260,000
24	1,559,000		477,000	1,734,000	1,000	728,000	187,000	0	4,686,000
25	1,868,000		909,000	1,823,000	428,000	1,444,000	398,000	0	6,870,000
26	1,937,000		941,000	1,940,000	846,000	1,503,000	6,000	0	7,173,000
27	1,882,000		953,000	1,975,000	64,000	1,406,000	2,000	0	6,282,000
28	1,875,000	repairs	913,000	2,085,000	512,000	1,428,000	0	0	6,813,000
29									
Totals	51,226,000	0	20,100,000	47,393,000	5,960,000	32,855,000	7,257,000	0	165,448,000

CITY OF LIVINGSTON PRODUCTION REPORTS 2014

MARCH	8	9	11	12	13	14	15	16	TOTALS
1	2,048,000		1,009,000	1,925,000	311,000	1,507,000	5,000	0	6,805,000
2	1,912,000		359,000	1,641,000	243,000	972,000	0	0	5,127,000
3	1,537,000		415,000	1,451,000	98,000	696,000	1,000	0	4,198,000
4	1,988,000	well	1,052,000	1,810,000	382,000	1,464,000	0	0	6,696,000
5	2,148,000		1,148,000	2,360,000	496,000	1,627,000	299,000	0	8,078,000
6	1,587,000		777,000	1,558,000	314,000	1,212,000	1,000	0	5,449,000
7	1,820,000		577,000	1,920,000	293,000	1,253,000	0	0	5,863,000
8	1,775,000		177,000	1,900,000	14,000	1,085,000	0	0	4,951,000
9	1,518,000	down	418,000	1,599,000	154,000	878,000	0	0	4,567,000
10	1,759,000		28,000	1,141,000	5,000	157,000	1,000	0	3,091,000
11	1,738,000		950,000	1,995,000	411,000	1,460,000	1,000	0	6,555,000
12	1,901,000		1,027,000	2,053,000	498,000	1,485,000	0	0	6,964,000
13	1,883,000		1,010,000	1,962,000	485,000	1,466,000	2,000	0	6,808,000
14	2,097,000		876,000	1,973,000	642,000	1,414,000	2,000	0	7,004,000
15	1,819,000	for	1,028,000	2,266,000	424,000	1,626,000	4,000	0	7,167,000
16	1,983,000		100,000	1,609,000	3,000	572,000	0	0	4,267,000
17	1,552,000		449,000	1,494,000	139,000	762,000	3,000	0	4,399,000
18	1,838,000		900,000	2,063,000	636,000	1,425,000	1,000	0	6,863,000
19	1,817,000		975,000	1,930,000	714,000	1,429,000	2,000	0	6,867,000
20	1,817,000		912,000	1,959,000	725,000	1,406,000	1,000	0	6,820,000
21	1,813,000		937,000	1,916,000	725,000	1,414,000	26,000	0	6,831,000
22	1,721,000		573,000	1,864,000	593,000	986,000	0	0	5,737,000
23	1,652,000	repairs	0	2,008,000	0	592,000	0	0	4,252,000
24	1,824,000		548,000	1,686,000	256,000	979,000	4,000	0	5,297,000
25	1,836,000		965,000	meter	995,000	1,401,000	100,000	0	5,297,000
26	1,919,000		1,183,000	in	1,173,000	1,472,000	15,000	0	5,762,000
27	1,853,000		841,000	for	1,012,000	1,410,000	0	0	5,116,000
28	1,812,000		938,000	repairs	1,149,000	1,361,000	4,000	0	5,264,000
29	2,115,000		1,089,000		1,005,000	1,601,000	4,000	0	5,814,000
30	1,493,000		100,000		266,000	321,000	0	0	2,180,000
31	1,653,000		24,000		327,000	87,000	0	0	2,091,000
TOTALS	56,228,000	0	21,385,000	44,083,000	14,488,000	35,520,000	476,000	0	172,180,000

CITY OF LIVINGSTON PRODUCTION REPORTS 2014

APRIL	8	9	11	12	13	14	15	16	TOTALS
1	1,846,000	0	822,000	flow	635,000	1,356,000	0	0	4,659,000
2	1,890,000	0	902,000		730,000	1,431,000	15,000	0	4,968,000
3	1,852,000	0	949,000		641,000	1,428,000	0	0	4,870,000
4	1,881,000	0	911,000		986,000	1,469,000	32,000	0	5,279,000
5	1,929,000	0	855,000		683,000	1,416,000	0	0	4,883,000
6	1,810,000	0	0	in for	468,000	481,000	0	0	2,759,000
7	1,634,000	0	52,000		883,000	118,000	0	0	2,687,000
8	1,930,000	0	940,000		1,286,000	1,483,000	1,000	0	5,640,000
9	2,003,000	0	934,000		1,276,000	1,543,000	0	0	5,756,000
10	1,905,000	0	930,000		1,141,000	1,349,000	393,000	0	5,718,000
11	1,772,000	0	923,000		1,475,000	1,440,000	380,000	0	5,990,000
12	1,838,000	0	1,135,000	repairs	1,013,000	1,388,000	760,000	0	6,134,000
13	1,676,000	0	43,000		581,000	773,000	46,000	0	3,119,000
14	1,696,000	0	47,000		1,279,000	582,000	188,000	0	3,792,000
15	1,780,000	0	1,057,000		1,452,000	1,355,000	406,000	0	6,050,000
16	1,780,000	0	593,000	1,808,000	1,220,000	1,376,000	134,000	0	6,911,000
17	2,119,000	0	1,074,000	2,056,000	1,748,000	1,579,000	260,000	0	8,836,000
18	1,687,000	0	843,000	1,692,000	1,282,000	1,287,000	775,000	0	7,566,000
19	1,560,000	0	846,000	1,549,000	1,163,000	1,208,000	753,000	0	7,079,000
20	892,000	1,677,000	69,000	1,570,000	134,000	34,000	1,000	0	4,377,000
21	127,000	1,586,000	47,000	1,704,000	147,000	662,000	2,000	0	4,275,000
22	1,678,000	1,702,000	762,000	1,711,000	0	1,318,000	437,000	0	7,608,000
23	1,711,000	1,768,000	916,000	1,937,000	144,000	1,375,000	529,000	0	8,380,000
24	1,665,000	1,649,000	810,000	1,725,000	213,000	1,322,000	800,000	0	8,184,000
25	1,553,000	1,688,000	843,000	1,849,000	545,000	1,235,000	0	0	7,713,000
26	1,079,000	1,808,000	197,000	1,850,000	545,000	384,000	0	0	5,863,000
27	0	1,719,000	0	531,000	634,000	0	0	0	2,884,000
28	753,000	1,613,000	384,000	915,000	688,000	867,000	3,000	0	5,223,000
29	1,661,000	1,710,000	770,000	1,790,000	435,000	1,303,000	1,000	0	7,670,000
30	1,683,000	1,693,000	849,000	1,797,000	887,000	1,101,000	43,000	0	8,053,000
31									
TOTALS	47,390,000	18,613,000	19,503,000	24,484,000	24,314,000	32,663,000	5,959,000	0	172,926,000

CITY OF LIVINGSTON PRODUCTION REPORTS 2014

MAY	8	9	11	12	13	14	15	16	TOTALS
1	1,878,000	1,915,000	1,020,000	1,821,000	1,097,000	1,115,000	72,000	0	8,918,000
2	1,494,000	1,522,000	805,000	1,794,000	1,241,000	1,168,000	363,000	0	8,387,000
3	1,544,000	1,783,000	772,000	1,891,000	942,000	964,000	4,000	0	7,900,000
4	0	1,752,000	8,000	1,649,000	54,000	605,000	4,000	0	4,072,000
5	722,000	1,479,000	338,000	1,629,000	640,000	777,000	0	0	5,585,000
6	1,622,000	1,702,000	693,000	1,738,000	1,120,000	1,196,000	2,000	0	8,073,000
7	1,616,000	1,723,000	1,178,000	1,711,000	439,000	1,103,000	102,000	0	7,872,000
8	1,714,000	1,702,000	531,000	1,776,000	654,000	1,211,000	18,000	0	7,606,000
9	1,623,000	1,687,000	897,000	1,717,000	1,355,000	1,171,000	269,000	0	8,719,000
10	1,709,000	1,624,000	533,000	1,767,000	651,000	800,000	5,000	0	7,089,000
11	1,735,000	0	4,000	1,812,000	327,000	110,000	0	0	3,988,000
12	1,360,000	986,000	454,000	1,168,000	1,187,000	800,000	0	0	5,955,000
13	1,555,000	1,590,000	726,000	1,407,000	1,484,000	1,185,000	408,000	0	8,355,000
14	1,511,000	1,654,000	821,000	1,419,000	1,187,000	1,158,000	693,000	650,000	9,093,000
15	1,569,000	1,769,000	895,000	1,576,000	1,320,000	1,242,000	370,000	286,000	9,027,000
16	1,641,000	1,684,000	1,039,000	1,668,000	1,212,000	1,260,000	1,081,000	106,000	9,691,000
17	1,602,000	1,758,000	591,000	1,060,000	0	1,139,000	559,000	248,000	6,957,000
18	1,467,000	254,000	3,000	1,312,000	0	1,070,000	134,000	0	4,240,000
19	1,398,000	81,000	55,000	1,245,000	0	1,037,000	273,000	0	4,089,000
20	1,754,000	1,782,000	1,165,000	1,643,000	0	1,399,000	1,126,000	585,000	9,454,000
21	1,565,000	1,677,000	1,080,000	1,639,000	0	1,216,000	1,130,000	286,000	8,593,000
22	1,650,000	1,732,000	1,112,000	1,578,000	0	1,246,000	1,065,000	148,000	8,531,000
23	1,600,000	1,741,000	1,173,000	1,594,000	0	1,283,000	1,113,000	173,000	8,677,000
24	1,736,000	1,737,000	1,188,000	1,746,000	0	1,324,000	1,234,000	6,000	8,971,000
25	1,424,000	1,550,000	515,000	1,385,000	0	1,050,000	494,000	0	6,418,000
26	1,466,000	918,000	53,000	1,412,000	0	747,000	469,000	0	5,065,000
27	1,657,000	1,786,000	648,000	1,382,000	0	1,026,000	655,000	349,000	7,503,000
28	1,328,000	1,614,000	1,050,000	1,767,000	0	1,114,000	1,185,000	958,000	9,016,000
29	1,673,000	1,655,000	1,064,000	1,426,000	0	1,270,000	911,000	204,000	8,203,000
30	1,788,000	1,692,000	1,192,000	1,985,000	0	1,291,000	1,259,000	1,357,000	8,776,000
31	1,195,000	1,563,000	586,000	1,242,000	0	1,099,000	495,000	409,000	5,394,000
TOTALS	46,596,000	46,112,000	22,189,000	48,959,000	14,910,000	33,176,000	15,493,000	5,765,000	233,200,000

CITY OF LIVINGSTON PRODUCTION REPORTS 2014

JUNE	8	9	11	12	13	14	15	16	TOTALS
1	1,195,000	1,682,000	0	1,462,000	0	1,134,000	163,000	0	4,441,000
2	1,373,000	1,486,000	647,000	1,352,000	0	973,000	653,000	430,000	5,541,000
3	1,610,000	1,425,000	1,170,000	1,605,000	128,000	1,258,000	1,075,000	1,025,000	7,686,000
4	1,634,000	1,714,000	1,121,000	1,836,000	0	1,263,000	1,186,000	365,000	7,485,000
5	1,506,000	1,567,000	1,124,000	1,522,000	0	1,312,000	1,010,000	900,000	7,435,000
6	1,616,000	1,654,000	1,183,000	1,474,000	0	1,243,000	1,064,000	1,409,000	8,027,000
7	1,542,000	1,634,000	620,000	1,590,000	0	1,250,000	766,000	511,000	6,371,000
8	1,382,000	413,000	80,000	1,633,000	0	1,215,000	720,000	0	4,061,000
9	1,365,000	1,416,000	451,000	1,237,000	0	751,000	615,000	765,000	5,235,000
10	1,630,000	1,678,000	1,240,000	1,772,000	0	1,265,000	1,229,000	1,021,000	8,205,000
11	1,986,000	2,047,000	1,354,000	1,519,000	0	1,290,000	1,085,000	311,000	9,592,000
12	1,075,000	1,147,000	650,000	1,656,000	0	1,236,000	926,000	792,000	7,482,000
13	1,663,000	1,677,000	1,106,000	1,810,000	0	1,314,000	1,230,000	1,170,000	9,970,000
14	1,644,000	1,711,000	581,000	1,489,000	0	1,415,000	747,000	553,000	8,140,000
15	1,171,000	1,315,000	2,000	1,214,000	0	786,000	168,000	0	4,656,000
16	1,412,000	1,372,000	791,000	314,000	823,000	1,068,000	696,000	0	6,476,000
17	1,878,000	1,912,000	1,284,000	1,715,000	0	1,542,000	1,323,000	16,000	9,670,000
18	1,474,000	1,511,000	855,000	1,455,000	0	1,269,000	1,010,000	1,033,000	8,607,000
19	1,537,000	1,670,000	1,005,000	1,934,000	0	1,225,000	1,047,000	1,101,000	9,519,000
20	1,760,000	1,491,000	1,198,000	1,762,000	0	1,426,000	1,265,000	1,306,000	10,208,000
21	1,308,000	1,375,000	513,000	1,388,000	0	1,070,000	562,000	734,000	6,950,000
22	1,310,000	1,380,000	42,000	1,439,000	0	1,068,000	218,000	0	5,457,000
23	1,470,000	1,472,000	549,000	1,441,000	0	992,000	629,000	628,000	7,181,000
24	1,496,000	1,494,000	52,000	1,553,000	1,695,000	1,199,000	750,000	1,255,000	9,494,000
25	1,598,000	1,525,000	well	1,474,000	1,683,000	1,275,000	806,000	538,000	8,899,000
26	1,676,000	1,608,000	out	1,483,000	1,732,000	1,344,000	1,022,000	151,000	9,016,000
27	1,701,000	1,440,000	of	1,625,000	1,787,000	1,300,000	894,000	579,000	9,326,000
28	1,510,000	1,591,000	service	1,451,000	1,786,000	1,371,000	1,012,000	833,000	9,554,000
29	1,441,000	1,432,000	0	966,000	1,668,000	1,101,000	400,000	480,000	7,488,000
30	1,345,000	1,345,000	0	758,000	1,585,000	806,000	526,000	365,000	6,730,000
TOTALS	45,308,000	45,184,000	17,618,000	43,929,000	12,887,000	35,761,000	24,797,000	18,271,000	243,755,000

CITY OF LIVINGSTON PRODUCTION REPORTS 2014

JULY	8	9	11	12	13	14	15	16	TOTALS
1	1,646,000	1,588,000	0	1,329,000	1,738,000	1,204,000	1,057,000	1,305,000	9,867,000
2	1,498,000	1,455,000	0	1,487,000	1,704,000	1,245,000	1,089,000	621,000	9,099,000
3	1,591,000	1,568,000	0	1,344,000	1,758,000	1,251,000	860,000	1,030,000	9,402,000
4	1,476,000	1,047,000	0	1,569,000	1,472,000	1,120,000	1,018,000	497,000	8,199,000
5	1,349,000	115,000	0	1,323,000	868,000	1,093,000	650,000	25,000	5,423,000
6	1,159,000	1,512,000	0	1,331,000	1,054,000	1,100,000	777,000	271,000	7,204,000
7	1,879,000	1,116,000	0	1,682,000	1,159,000	1,213,000	761,000	492,000	8,302,000
8	1,559,000	1,624,000	0	1,309,000	1,311,000	1,227,000	994,000	750,000	8,774,000
9	1,558,000	1,587,000	0	1,505,000	1,508,000	1,266,000	972,000	543,000	8,939,000
10	1,424,000	1,542,000	0	1,573,000	1,619,000	1,217,000	787,000	804,000	8,966,000
11	1,615,000	1,652,000	0	1,588,000	1,701,000	1,267,000	1,068,000	614,000	9,505,000
12	1,700,000	1,695,000	0	1,550,000	992,000	1,298,000	788,000	358,000	8,381,000
13	1,544,000	0	0	1,658,000	446,000	1,260,000	10,000	1,000	4,919,000
14	1,220,000	793,000	0	1,266,000	992,000	924,000	611,000	256,000	6,062,000
15	1,615,000	1,636,000	0	1,447,000	1,404,000	1,307,000	993,000	917,000	9,319,000
16	1,548,000	1,611,000	0	1,627,000	1,630,000	1,266,000	904,000	471,000	9,057,000
17	1,616,000	1,594,000	0	1,524,000	1,529,000	1,193,000	1,024,000	984,000	9,464,000
18	1,566,000	1,741,000	0	1,409,000	1,538,000	1,273,000	914,000	531,000	8,972,000
19	1,524,000	1,600,000	0	1,684,000	1,166,000	1,377,000	620,000	258,000	8,229,000
20	1,442,000	0	0	1,386,000	17,000	1,162,000	458,000	0	4,465,000
21	1,464,000	865,000	0	1,340,000	845,000	1,096,000	726,000	158,000	6,494,000
22	1,620,000	1,661,000	0	1,436,000	1,495,000	1,397,000	1,004,000	857,000	9,470,000
23	1,491,000	1,571,000	0	1,660,000	1,731,000	1,134,000	994,000	292,000	8,873,000
24	1,573,000	1,693,000	0	1,539,000	1,367,000	1,268,000	1,012,000	357,000	8,809,000
25	1,678,000	1,655,000	0	1,611,000	1,604,000	1,320,000	1,048,000	291,000	9,207,000
26	1,614,000	1,393,000	0	1,565,000	1,034,000	1,376,000	692,000	292,000	7,966,000
27	1,446,000	0	0	1,351,000	498,000	1,205,000	366,000	56,000	4,922,000
28	1,444,000	755,000	0	1,566,000	999,000	1,129,000	622,000	162,000	6,677,000
29	1,610,000	1,614,000	604,000	1,541,000	1,513,000	1,320,000	991,000	755,000	9,948,000
30	1,609,000	1,710,000	542,000	1,511,000	1,398,000	1,367,000	907,000	317,000	9,361,000
31	1,464,000	1,562,000	1,223,000	1,621,000	1,301,000	1,205,000	961,000	137,000	9,474,000
TOTALS	47,542,000	39,955,000	2,369,000	46,332,000	39,391,000	38,080,000	25,678,000	14,402,000	253,749,000

CITY OF LIVINGSTON PRODUCTION REPORTS 2014

AUGUST	8	9	11	12	13	14	15	16	TOTALS
1	1,550,000	1,633,000	1,203,000	1,673,000	1,480,000	1,258,000	1,028,000	200,000	10,025,000
2	1,488,000	1,508,000	991,000	1,522,000	875,000	1,191,000	498,000	71,000	8,144,000
3	1,402,000	0	737,000	1,372,000	102,000	1,067,000	72,000	0	4,752,000
4	1,484,000	612,000	793,000	1,570,000	893,000	1,004,000	604,000	25,000	6,985,000
5	1,492,000	1,572,000	932,000	1,383,000	1,062,000	1,285,000	836,000	14,000	8,576,000
6	1,512,000	1,616,000	980,000	1,748,000	1,130,000	1,248,000	908,000	74,000	9,216,000
7	1,535,000	1,912,000	1,231,000	1,427,000	1,125,000	1,520,000	818,000	3,000	9,571,000
8	1,506,000	1,358,000	1,201,000	1,585,000	1,222,000	1,037,000	928,000	56,000	8,893,000
9	1,547,000	1,647,000	921,000	1,522,000	505,000	1,347,000	792,000	1,000	8,282,000
10	1,414,000	517,000	783,000	1,529,000	0	1,113,000	129,000	0	5,485,000
11	1,376,000	708,000	767,000	1,397,000	434,000	920,000	588,000	21,000	6,211,000
12	1,548,000	1,618,000	1,058,000	1,688,000	1,073,000	1,305,000	953,000	222,000	9,465,000
13	1,521,000	1,575,000	1,163,000	1,388,000	692,000	1,325,000	803,000	58,000	8,525,000
14	1,594,000	1,678,000	1,166,000	1,864,000	830,000	1,322,000	933,000	22,000	9,409,000
15	1,513,000	1,574,000	1,155,000	1,468,000	903,000	1,314,000	900,000	84,000	8,911,000
16	1,661,000	1,582,000	1,097,000	1,663,000	1,273,000	1,319,000	884,000	196,000	9,675,000
17	1,427,000	113,000	839,000	1,586,000	25,000	1,234,000	426,000	0	5,650,000
18	1,416,000	710,000	718,000	1,415,000	587,000	946,000	588,000	0	6,380,000
19	1,681,000	1,778,000	1,076,000	1,551,000	1,038,000	1,393,000	927,000	94,000	9,538,000
20	1,435,000	1,468,000	1,112,000	1,726,000	690,000	1,180,000	954,000	73,000	8,638,000
21	1,587,000	1,700,000	995,000	1,457,000	799,000	1,326,000	1,002,000	0	8,866,000
22	1,685,000	1,782,000	1,159,000	2,064,000	1,310,000	1,379,000	960,000	69,000	10,408,000
23	1,433,000	1,501,000	947,000	1,215,000	707,000	1,218,000	647,000	68,000	7,736,000
24	1,486,000	944,000	895,000	1,611,000	444,000	1,147,000	479,000	0	7,006,000
25	1,301,000	670,000	428,000	1,489,000	617,000	978,000	574,000	0	6,057,000
26	1,582,000	1,641,000	942,000	1,496,000	931,000	1,331,000	998,000	47,000	8,968,000
27	1,544,000	1,658,000	868,000	1,763,000	573,000	1,277,000	867,000	120,000	8,670,000
28	1,534,000	1,623,000	934,000	1,761,000	628,000	1,280,000	860,000	25,000	8,645,000
29	1,637,000	1,678,000	888,000	1,382,000	762,000	1,356,000	808,000	165,000	8,676,000
30	1,695,000	1,741,000	1,029,000	2,006,000	529,000	1,390,000	1,070,000	587,000	10,047,000
31	1,487,000	861,000	875,000	1,627,000	116,000	1,216,000	457,000	0	6,639,000
TOTALS	47,073,000	40,978,000	29,883,000	48,948,000	23,355,000	38,226,000	23,291,000	2,295,000	254,049,000

CITY OF LIVINGSTON PRODUCTION REPORTS 2014

SEPTEMBER	8	9	11	12	13	14	15	16	TOTALS
1	1,454,000	0	1,000	1,450,000	6,000	900,000	77,000	0	3,888,000
2	1,483,000	1,004,000	501,000	1,578,000	262,000	1,016,000	633,000	7,000	6,484,000
3	1,576,000	1,571,000	865,000	1,659,000	244,000	1,272,000	751,000	258,000	8,196,000
4	1,657,000	1,717,000	951,000	1,660,000	282,000	1,347,000	883,000	95,000	8,592,000
5	1,543,000	1,613,000	924,000	1,742,000	489,000	1,278,000	1,004,000	81,000	8,674,000
6	1,724,000	1,718,000	945,000	1,529,000	603,000	1,314,000	885,000	4,000	8,722,000
7	1,542,000	426,000	817,000	1,542,000	0	1,302,000	240,000	0	5,869,000
8	1,372,000	848,000	375,000	1,588,000	29,000	993,000	468,000	128,000	5,801,000
9	1,668,000	1,679,000	340,000	1,673,000	957,000	1,290,000	913,000	510,000	9,030,000
10	1,603,000	1,596,000	352,000	1,568,000	810,000	1,379,000	1,298,000	110,000	8,716,000
11	1,820,000	1,795,000	44,000	1,551,000	608,000	1,452,000	711,000	127,000	8,108,000
12	1,624,000	1,599,000	0	1,978,000	1,489,000	1,377,000	1,116,000	141,000	9,324,000
13	1,561,000	1,530,000	0	1,458,000	998,000	1,310,000	951,000	196,000	8,004,000
14	1,588,000	1,278,000	0	1,606,000	438,000	1,170,000	703,000	150,000	6,933,000
15	1,603,000	765,000	0	1,555,000	473,000	1,285,000	695,000	241,000	6,617,000
16	1,696,000	1,640,000	0	1,577,000	1,164,000	1,370,000	1,013,000	206,000	8,666,000
17	1,680,000	1,639,000	0	1,797,000	926,000	1,362,000	1,060,000	177,000	8,641,000
18	1,745,000	1,669,000	0	1,725,000	781,000	1,403,000	996,000	66,000	8,385,000
19	1,723,000	1,659,000	0	1,729,000	1,206,000	1,374,000	1,073,000	159,000	8,923,000
20	975,000	1,569,000	0	1,606,000	1,010,000	1,351,000	975,000	323,000	7,809,000
21	0	1,843,000	0	1,503,000	659,000	1,241,000	269,000	0	5,515,000
22	0	940,000	0	1,628,000	496,000	1,077,000	523,000	7,000	4,671,000
23	0	1,864,000	0	1,553,000	1,080,000	1,530,000	791,000	37,000	6,855,000
24	pump	1,464,000	93,000	1,744,000	752,000	1,225,000	943,000	137,000	6,358,000
25	274,000	1,707,000	597,000	1,764,000	640,000	1,382,000	931,000	73,000	7,368,000
26	344,000	1,657,000	504,000	1,688,000	312,000	1,367,000	509,000	80,000	6,461,000
27	to	1,779,000	928,000	1,692,000	37,000	0	578,000	14,000	5,028,000
28	waste	1,529,000	521,000	1,480,000	2,000	2,080,000	185,000	0	5,797,000
29	0	1,528,000	441,000	1,469,000	3,000	684,000	387,000	2,000	4,514,000
30	0	1,821,000	956,000	1,510,000	5,000	1,481,000	666,000	21,000	6,460,000
TOTALS	32,255,000	43,447,000	10,155,000	48,602,000	16,761,000	37,612,000	22,227,000	3,350,000	214,409,000

CITY OF LIVINGSTON PRODUCTION REPORTS 2014

OCTOBER	8	9	11	12	13	14	15	16	TOTALS
1	0	1,531,000	747,000	1,580,000	2,000	1,247,000	591,000	23,000	5,721,000
2	0	1,656,000	924,000	1,663,000	5,000	1,108,000	491,000	45,000	5,892,000
3	0	1,743,000	941,000	1,758,000	8,000	1,341,000	918,000	37,000	6,746,000
4	0	1,703,000	900,000	1,774,000	1,330,000	1,343,000	982,000	154,000	8,186,000
5	0	1,795,000	614,000	1,537,000	226,000	1,215,000	438,000	3,000	5,828,000
6	220,000	1,528,000	201,000	1,311,000	289,000	892,000	450,000	4,000	4,895,000
7	1,782,000	1,531,000	0	1,873,000	634,000	1,229,000	955,000	0	8,004,000
8	1,834,000	1,565,000	0	1,501,000	408,000	1,301,000	828,000	26,000	7,463,000
9	1,973,000	488,000	0	2,194,000	1,143,000	1,340,000	835,000	459,000	8,432,000
10	2,281,000	0	1,078,000	1,355,000	1,337,000	1,793,000	1,144,000	456,000	9,444,000
11	1,850,000	0	519,000	1,740,000	1,131,000	1,070,000	960,000	5,000	7,275,000
12	1,825,000	0	636,000	1,474,000	552,000	1,030,000	306,000	0	5,823,000
13	2,227,000	0	33,000	1,513,000	791,000	1,145,000	464,000	408,000	6,581,000
14	1,462,000	0	39,000	1,570,000	1,196,000	923,000	1,097,000	841,000	7,128,000
15	1,877,000	0	0	1,608,000	1,145,000	1,275,000	1,202,000	729,000	7,836,000
16	1,902,000	0	0	1,630,000	731,000	1,258,000	787,000	853,000	7,161,000
17	2,254,000	0	0	1,709,000	1,086,000	1,422,000	1,136,000	1,205,000	8,812,000
18	1,572,000	0	0	1,776,000	1,158,000	1,095,000	879,000	879,000	7,359,000
19	2,166,000	0	0	1,592,000	643,000	1,102,000	367,000	76,000	5,946,000
20	1,613,000	0	0	1,193,000	677,000	894,000	438,000	116,000	4,931,000
21	2,123,000	0	0	1,564,000	1,284,000	1,552,000	1,042,000	162,000	7,727,000
22	1,763,000	0	0	1,743,000	1,243,000	1,295,000	1,034,000	31,000	7,109,000
23	1,948,000	0	0	1,580,000	1,328,000	1,423,000	890,000	97,000	7,266,000
24	2,215,000	0	0	1,622,000	1,466,000	1,599,000	1,050,000	158,000	8,110,000
25	1,772,000	0	0	1,673,000	871,000	1,067,000	713,000	43,000	6,139,000
26	1,960,000	0	0	1,548,000	1,000	194,000	1,000	0	3,704,000
27	1,922,000	0	0	1,477,000	602,000	804,000	608,000	18,000	5,431,000
28	2,046,000	0	0	1,689,000	1,336,000	1,461,000	1,012,000	46,000	7,590,000
29	2,053,000	0	0	1,559,000	1,180,000	1,489,000	917,000	27,000	7,225,000
30	2,038,000	0	0	1,919,000	1,198,000	1,391,000	803,000	6,000	7,355,000
31	1,923,000	0	0	1,498,000	1,129,000	1,389,000	826,000	24,000	6,789,000
TOTALS	48,601,000	13,540,000	6,632,000	50,223,000	26,130,000	37,687,000	24,164,000	6,931,000	213,908,000

CITY OF LIVINGSTON PRODUCTION REPORTS 2014

NOVEMBER	8	9	11	12	13	14	15	16	TOTALS
1	1,981,000	well	well	1,454,000	284,000	991,000	460,000	0	5,170,000
2	1,880,000			1,177,000	0	48,000	1,000	0	3,106,000
3	990,000			1,492,000	179,000	1,466,000	581,000	17,000	4,725,000
4	2,000,000			1,878,000	906,000	1,400,000	741,000	33,000	6,958,000
5	1,964,000			1,491,000	1,078,000	1,461,000	31,000	13,000	6,038,000
6	2,090,000			1,797,000	1,145,000	1,445,000	372,000	48,000	6,897,000
7	2,087,000			1,671,000	1,305,000	1,549,000	420,000	6,000	7,038,000
8	1,977,000			1,688,000	625,000	957,000	152,000	0	5,399,000
9	7,000	is	is	1,576,000	193,000	1,374,000	5,000	0	3,155,000
10	1,027,000			1,696,000	955,000	1,415,000	7,000	0	5,100,000
11	1,199,000			1,755,000	837,000	1,472,000	38,000	77,000	5,378,000
12	1,220,000			1,580,000	601,000	1,317,000	5,000	0	4,723,000
13	2,069,000			1,657,000	1,322,000	1,551,000	5,000	16,000	6,620,000
14	2,198,000			1,842,000	1,209,000	1,456,000	46,000	6,000	6,757,000
15	1,687,000			1,796,000	488,000	1,401,000	101,000	401,000	5,874,000
16	0			1,511,000	279,000	1,294,000	1,000	122,000	3,207,000
17	954,000			1,652,000	562,000	1,326,000	0	0	4,494,000
18	2,042,000	off	off	1,582,000	1,057,000	1,518,000	0	0	6,199,000
19	1,911,000			1,695,000	1,029,000	1,328,000	0	5,000	5,968,000
20	2,039,000			1,810,000	1,096,000	1,449,000	0	17,000	6,411,000
21	2,114,000			1,619,000	961,000	1,534,000	0	0	6,228,000
22	2,032,000			1,322,000	372,000	818,000	0	0	4,544,000
23	493,000			1,089,000	14,000	617,000	10,000	1,000	2,224,000
24	896,000			1,318,000	368,000	1,170,000	5,000	0	3,757,000
25	1,605,000			1,697,000	1,080,000	1,434,000	3,000	248,000	6,067,000
26	1,940,000			1,736,000	1,176,000	1,588,000	1,000	347,000	6,788,000
27	1,460,000			1,602,000	693,000	1,259,000	0	15,000	5,029,000
28	935,000			1,769,000	545,000	1,312,000	120,000	24,000	4,705,000
29	1,947,000	line	line	1,587,000	514,000	1,375,000	0	33,000	5,456,000
30	875,000			1,576,000	218,000	1,280,000	0	0	3,949,000
TOTALS	45,619,000	0	0	48,115,000	21,091,000	38,605,000	3,105,000	1,429,000	157,964,000

CITY OF LIVINGSTON PRODUCTION REPORTS 2014

DECEMBER	8	9	11	12	13	14	15	16	TOTALS
1	0			1,712,000	845,000	875,000	1,000	6,000	3,439,000
2	0			1,551,000	1,343,000	1,433,000	0	4,000	4,331,000
3	297,000			1,821,000	1,219,000	1,494,000	48,000	43,000	4,922,000
4	0			1,939,000	1,344,000	1,501,000	0	0	4,784,000
5	0	well	well	1,679,000	1,454,000	1,493,000	0	30,000	4,656,000
6	0			1,728,000	1,388,000	1,522,000	0	0	4,638,000
7	0			1,529,000	575,000	1,379,000	0	318,000	3,801,000
8	0			1,623,000	613,000	1,367,000	0	0	3,603,000
9	0			1,453,000	1,100,000	1,616,000	19,000	0	4,188,000
10	0	is	is	1,680,000	351,000	1,329,000	831,000	91,000	4,282,000
11	0			1,627,000	0	1,452,000	1,176,000	385,000	4,640,000
12	0			1,665,000	282,000	1,540,000	1,191,000	78,000	4,756,000
13	1,463,000			1,958,000	1,189,000	638,000	137,000	5,000	5,390,000
14	582,000			1,333,000	498,000	1,272,000	35,000	1,000	3,721,000
15	0			1,618,000	45,000	1,314,000	517,000	90,000	3,584,000
16	1,633,000			1,623,000	726,000	1,252,000	498,000	102,000	5,834,000
17	1,697,000			1,691,000	1,315,000	1,251,000	1,000	0	5,955,000
18	1,732,000			1,712,000	1,282,000	1,309,000	0	70,000	6,105,000
19	1,649,000			1,774,000	1,440,000	1,385,000	2,000	6,000	6,256,000
20	874,000	off	off	1,610,000	571,000	1,000,000	10,000	63,000	4,128,000
21	0			1,219,000	0	512,000	1,000	0	1,732,000
22	687,000			1,629,000	844,000	1,156,000	1,000	0	4,317,000
23	1,520,000			1,856,000	1,438,000	1,493,000	6,000	236,000	6,549,000
24	1,738,000			1,639,000	1,170,000	1,515,000	0	6,000	6,068,000
25	505,000			1,754,000	661,000	1,173,000	0	5,000	4,098,000
26	899,000			1,686,000	552,000	1,435,000	0	9,000	4,581,000
27	1,670,000	line	line	1,494,000	931,000	1,297,000	0	1,000	5,393,000
28	818,000			1,846,000	885,000	1,196,000	29,000	104,000	4,878,000
29	635,000			1,456,000	540,000	1,287,000	6,000	5,000	3,929,000
30	1,745,000			1,727,000	1,038,000	1,513,000	0	0	6,023,000
31	1,778,000			1,806,000	999,000	1,625,000	146,000	75,000	6,429,000
TOTALS	21,922,000	0	0	51,438,000	26,638,000	40,624,000	4,655,000	1,733,000	147,010,000

CITY OF LIVINGSTON PRODUCTION REPORTS 2013

2013									
WELL #	8	9	11	12	13	14	15	16	TOTALS
JANUARY	51,658,000	41,890,000	20,400,000	40,688,000	0	12,220,000	29,000	0	166,885,000
FEBRUARY	42,188,000	37,559,000	14,669,000	44,975,000	0	13,277,000	33,000	0	152,701,000
MARCH	52,090,000	41,815,000	11,964,000	53,108,000	5,249,000	29,423,000	63,000	0	193,712,000
APRIL	47,737,000	39,644,000	13,261,000	50,052,000	10,396,000	32,817,000	4,362,000	0	198,269,000
MAY	40,762,000	43,698,000	19,163,000	56,749,000	20,159,000	36,615,000	8,161,000	0	225,307,000
JUNE	28,815,000	46,573,000	19,987,000	54,252,000	29,690,000	33,818,000	13,880,000	0	227,015,000
JULY	47,921,000	48,900,000	19,455,000	55,743,000	31,476,000	34,607,000	14,674,000	0	252,776,000
AUGUST	49,156,000	43,979,000	21,798,000	55,354,000	33,278,000	38,105,000	13,583,000	0	255,253,000
SEPTEMBER	50,184,000	38,825,000	17,215,000	51,562,000	18,475,000	36,845,000	4,298,000	0	217,404,000
OCTOBER	52,595,000	45,392,000	22,796,000	47,365,000	16,524,000	38,342,000	271,000	0	223,285,000
NOVEMBER	52,494,000	40,324,000	18,502,000	42,531,000	493,000	36,029,000	392,000	0	190,765,000
DECEMBER	54,580,000	32,715,000	15,916,000	42,617,000	2,104,000	29,313,000	263,000	0	177,508,000
TOTALS(in gal)	570,180,000	501,314,000	215,126,000	594,996,000	167,844,000	371,411,000	60,009,000	0	2,480,880,000

CITY OF LIVINGSTON PRODUCTION REPORTS 2013

2013	Wells								
January	8	9	11	12	13	14	15	16	TOTALS
1	1,245,000	0	411,000	1,406,000	0	1,188,000	0	0	4,250,000
2	896,000	92,000	435,000	1,427,000	0	1,320,000	0	0	4,170,000
3	1,885,000	1,785,000	829,000	1,680,000	0	5,000	7,000	0	6,191,000
4	1,905,000	1,823,000	1,196,000	1,863,000	0	6,000	0	0	6,793,000
5	1,887,000	1,802,000	639,000	1,645,000	0	35,000	0	0	6,008,000
6	1,877,000	1,144,000	380,000	1,330,000	0	0	0	0	4,731,000
7	1,798,000	379,000	309,000	1,603,000	0	20,000	0	0	4,109,000
8	1,835,000	1,679,000	656,000	1,580,000	0	0	0	0	5,750,000
9	1,857,000	1,977,000	818,000	1,612,000	0	25,000	17,000	0	6,306,000
10	1,819,000	1,638,000	902,000	1,615,000	0	76,000	5,000	0	6,055,000
11	1,855,000	1,815,000	881,000	1,649,000	0	5,000	0	0	6,205,000
12	1,913,000	1,812,000	918,000	1,698,000	0	0	0	0	6,341,000
13	1,387,000	641,000	89,000	1,201,000	0	0	0	0	3,318,000
14	1,470,000	117,000	19,000	980,000	0	23,000	0	0	2,609,000
15	2,109,000	1,947,000	1,134,000	1,689,000	0	1,000	0	0	6,880,000
16	1,819,000	1,756,000	986,000	1,786,000	0	3,000	0	0	6,350,000
17	1,902,000	1,817,000	1,050,000	1,736,000	0	43,000	0	0	6,548,000
18	2,050,000	2,095,000	1,232,000	1,776,000	0	674,000	0	0	7,827,000
19	1,649,000	1,640,000	532,000	1,005,000	0	909,000	0	0	5,735,000
20	1,066,000	459,000	0	1,038,000	0	335,000	0	0	2,898,000
21	476,000	326,000	103,000	1,276,000	0	829,000	0	0	3,010,000
22	1,686,000	1,652,000	712,000	247,000	0	1,176,000	0	0	5,473,000
23	1,821,000	1,808,000	822,000	173,000	0	1,310,000	0	0	5,934,000
24	1,953,000	1,855,000	874,000	47,000	0	1,438,000	0	0	6,167,000
25	1,817,000	1,793,000	904,000	40,000	0	1,297,000	0	0	5,851,000
26	1,812,000	1,737,000	812,000	1,488,000	0	98,000	0	0	5,947,000
27	1,840,000	651,000	114,000	1,347,000	0	53,000	0	0	4,005,000
28	232,000	202,000	89,000	1,009,000	0	902,000	0	0	2,434,000
29	1,994,000	1,782,000	810,000	1,647,000	0	13,000	0	0	6,246,000
30	1,920,000	1,840,000	945,000	1,593,000	0	22,000	0	0	6,320,000
31	1,883,000	1,826,000	799,000	1,502,000	0	414,000	0	0	6,424,000
TOTALS	51,658,000	41,890,000	20,400,000	40,688,000	0	12,220,000	29,000	0	166,885,000

CITY OF LIVINGSTON PRODUCTION REPORTS 2013

February	8	9	11	12	13	14	15	16	TOTALS
1	1,864,000	1,622,000	717,000	1,762,000	0	626,000	0	0	6,591,000
2	2,030,000	1,939,000	812,000	1,659,000	0	212,000	0	0	6,652,000
3	1,097,000	511,000	4,000	1,381,000	0	180,000	0	0	3,173,000
4	148,000	148,000	30,000	954,000	0	866,000	0	0	2,146,000
5	2,061,000	1,888,000	1,008,000	1,751,000	0	0	0	0	6,708,000
6	1,866,000	1,850,000	936,000	1,636,000	0	452,000	6,000	0	6,746,000
7	1,832,000	1,713,000	765,000	1,426,000	0	111,000	0	0	5,847,000
8	1,846,000	1,794,000	417,000	1,620,000	0	591,000	0	0	6,268,000
9	2,043,000	1,961,000	841,000	1,683,000	0	0	0	0	6,528,000
10	746,000	303,000	0	1,384,000	0	320,000	0	0	2,753,000
11	315,000	189,000	29,000	1,349,000	0	780,000	0	0	2,662,000
12	1,965,000	1,886,000	717,000	1,922,000	0	34,000	0	0	6,524,000
13	1,746,000	1,667,000	68,000	1,312,000	0	1,249,000	0	0	6,042,000
14	1,836,000	1,757,000	434,000	1,722,000	0	615,000	0	0	6,364,000
15	1,913,000	1,862,000	601,000	1,661,000	0	791,000	0	0	6,828,000
16	1,835,000	1,777,000	546,000	1,938,000	0	598,000	0	0	6,694,000
17	1,122,000	852,000	340,000	1,699,000	0	14,000	0	0	4,027,000
18	613,000	6,000	1,000	1,471,000	0	1,079,000	0	0	3,170,000
19	880,000	606,000	426,000	1,582,000	0	957,000	0	0	4,451,000
20	1,811,000	1,756,000	780,000	1,896,000	0	135,000	27,000	0	6,405,000
21	1,844,000	1,768,000	845,000	1,866,000	0	3,000	0	0	6,326,000
22	1,895,000	1,834,000	887,000	1,953,000	0	17,000	0	0	6,586,000
23	2,001,000	1,889,000	912,000	2,056,000	0	51,000	0	0	6,909,000
24	810,000	392,000	33,000	1,465,000	0	504,000	0	0	3,204,000
25	656,000	283,000	63,000	1,282,000	0	805,000	0	0	3,089,000
26	1,860,000	1,784,000	849,000	1,583,000	0	636,000	0	0	6,712,000
27	1,817,000	1,759,000	960,000	1,517,000	0	434,000	0	0	6,487,000
28	1,736,000	1,763,000	648,000	1,445,000	0	1,217,000	0	0	6,809,000
29									
Totals	42,188,000	37,559,000	14,669,000	44,975,000	0	13,277,000	33,000	0	152,701,000

CITY OF LIVINGSTON PRODUCTION REPORTS 2013

MARCH	8	9	11	12	13	14	15	16	TOTALS
1	1,774,000	1,742,000	574,000	1,618,000	0	943,000	0	0	6,651,000
2	1,776,000	1,794,000	655,000	1,703,000	0	1,110,000	0	0	7,038,000
3	1,326,000	540,000	26,000	1,640,000	0	491,000	0	0	4,023,000
4	310,000	315,000	45,000	1,413,000	165,000	784,000	0	0	3,032,000
5	1,792,000	1,617,000	623,000	1,713,000	515,000	866,000	0	0	7,126,000
6	1,736,000	1,728,000	731,000	1,697,000	166,000	862,000	12,000	0	6,932,000
7	1,737,000	1,752,000	261,000	1,638,000	0	1,168,000	0	0	6,556,000
8	1,733,000	1,728,000	195,000	1,743,000	0	1,017,000	0	0	6,416,000
9	2,010,000	1,980,000	506,000	1,879,000	0	858,000	0	0	7,233,000
10	1,620,000	428,000	0	1,272,000	0	77,000	0	0	3,397,000
11	1,464,000	134,000	3,000	1,346,000	0	11,000	0	0	2,958,000
12	1,828,000	1,645,000	386,000	1,898,000	0	1,290,000	0	0	7,047,000
13	1,773,000	1,961,000	400,000	1,752,000	201,000	1,344,000	0	0	7,431,000
14	1,705,000	1,491,000	450,000	2,008,000	0	1,155,000	0	0	6,809,000
15	1,800,000	1,797,000	446,000	1,991,000	0	1,239,000	0	0	7,273,000
16	1,889,000	1,899,000	280,000	1,949,000	0	1,276,000	0	0	7,293,000
17	1,680,000	467,000	0	1,502,000	321,000	403,000	0	0	4,373,000
18	1,532,000	268,000	35,000	1,615,000	0	139,000	0	0	3,589,000
19	1,738,000	1,713,000	536,000	1,622,000	717,000	1,299,000	0	0	7,625,000
20	1,857,000	1,856,000	579,000	1,630,000	604,000	1,287,000	0	0	7,813,000
21	1,553,000	1,634,000	460,000	1,713,000	510,000	1,124,000	0	0	6,994,000
22	1,738,000	1,722,000	635,000	1,610,000	805,000	1,235,000	0	0	7,745,000
23	1,733,000	1,738,000	745,000	1,921,000	0	1,286,000	0	0	7,423,000
24	1,626,000	380,000	5,000	1,666,000	0	698,000	0	0	4,375,000
25	1,523,000	173,000	30,000	1,445,000	0	587,000	0	0	3,758,000
26	1,730,000	1,984,000	466,000	1,803,000	0	1,271,000	0	0	7,254,000
27	1,717,000	1,734,000	523,000	1,779,000	369,000	1,252,000	27,000	0	7,401,000
28	1,623,000	1,752,000	780,000	1,671,000	374,000	1,285,000	6,000	0	7,491,000
29	1,708,000	1,875,000	887,000	1,924,000	0	1,171,000	0	0	7,565,000
30	1,853,000	1,655,000	699,000	2,076,000	391,000	1,385,000	14,000	0	8,073,000
31	2,206,000	313,000	3,000	1,871,000	111,000	510,000	4,000	0	5,018,000
TOTALS	52,090,000	41,815,000	11,964,000	53,108,000	5,249,000	29,423,000	63,000	0	193,712,000

CITY OF LIVINGSTON PRODUCTION REPORTS 2013

APRIL	8	9	11	12	13	14	15	16	TOTALS
1	972,000	171,000	13,000	704,000	18,000	150,000	0	0	2,028,000
2	1,633,000	1,687,000	160,000	1,718,000	801,000	1,041,000	0	0	7,040,000
3	1,691,000	1,699,000	370,000	1,674,000	584,000	1,131,000	0	0	7,149,000
4	1,763,000	1,770,000	515,000	1,864,000	0	1,299,000	0	0	7,211,000
5	1,761,000	1,789,000	56,000	1,688,000	0	1,260,000	0	0	6,554,000
6	1,709,000	1,707,000	56,000	1,915,000	173,000	1,257,000	0	0	6,817,000
7	940,000	57,000	0	1,578,000	0	1,092,000	5,000	0	3,672,000
8	759,000	124,000	35,000	1,307,000	293,000	728,000	0	0	3,246,000
9	1,824,000	1,776,000	215,000	1,661,000	460,000	1,318,000	0	0	7,254,000
10	1,783,000	1,761,000	581,000	1,728,000	385,000	1,335,000	2,000	0	7,575,000
11	1,784,000	1,763,000	996,000	1,860,000	0	1,360,000	196,000	0	7,959,000
12	1,669,000	1,720,000	863,000	1,945,000	0	1,292,000	244,000	0	7,733,000
13	1,853,000	1,934,000	965,000	2,048,000	0	1,418,000	301,000	0	8,519,000
14	1,268,000	378,000	0	1,192,000	0	647,000	8,000	0	3,493,000
15	1,706,000	169,000	51,000	1,677,000	0	519,000	0	0	4,122,000
16	1,647,000	1,691,000	769,000	1,801,000	0	1,228,000	60,000	0	7,196,000
17	1,655,000	1,734,000	776,000	1,839,000	185,000	1,170,000	46,000	0	7,405,000
18	1,658,000	1,709,000	745,000	1,777,000	317,000	1,201,000	144,000	0	7,551,000
19	1,831,000	1,934,000	868,000	1,834,000	110,000	1,438,000	653,000	0	8,668,000
20	1,686,000	1,660,000	859,000	1,937,000	44,000	1,284,000	392,000	0	7,862,000
21	1,539,000	660,000	0	1,790,000	0	661,000	78,000	0	4,728,000
22	1,508,000	114,000	65,000	1,662,000	1,000	863,000	157,000	0	4,370,000
23	1,741,000	1,866,000	907,000	1,936,000	93,000	1,222,000	513,000	0	8,278,000
24	1,590,000	1,671,000	762,000	1,967,000	160,000	1,314,000	475,000	0	7,939,000
25	1,561,000	1,636,000	846,000	1,828,000	187,000	1,210,000	597,000	0	7,865,000
26	1,837,000	1,923,000	873,000	1,825,000	448,000	1,342,000	313,000	0	8,561,000
27	1,541,000	1,602,000	253,000	2,037,000	1,416,000	1,229,000	32,000	0	8,110,000
28	1,579,000	1,014,000	2,000	1,179,000	1,313,000	422,000	0	0	5,509,000
29	1,657,000	251,000	9,000	335,000	1,972,000	1,175,000	6,000	0	5,405,000
30	1,592,000	1,674,000	651,000	1,746,000	1,436,000	1,211,000	140,000	0	8,450,000
31									
TOTALS	47,737,000	39,644,000	13,261,000	50,052,000	10,396,000	32,817,000	4,362,000	0	198,269,000

CITY OF LIVINGSTON PRODUCTION REPORTS 2013

MAY	8	9	11	12	13	14	15	16	TOTALS
1	1,550,000	1,629,000	276,000	1,849,000	1,386,000	1,108,000	150,000	0	7,948,000
2	1,591,000	1,687,000	553,000	1,777,000	1,390,000	1,260,000	233,000	0	8,491,000
3	1,619,000	1,725,000	898,000	1,892,000	1,147,000	1,274,000	563,000	0	9,118,000
4	1,681,000	1,787,000	906,000	1,985,000	1,414,000	1,331,000	220,000	0	9,324,000
5	1,614,000	906,000	0	1,805,000	31,000	1,195,000	181,000	0	5,732,000
6	1,243,000	155,000	50,000	1,385,000	0	758,000	82,000	0	3,673,000
7	1,607,000	1,679,000	878,000	1,833,000	111,000	1,243,000	664,000	0	8,015,000
8	1,637,000	1,728,000	811,000	2,004,000	119,000	1,225,000	166,000	0	7,690,000
9	1,652,000	1,706,000	924,000	1,754,000	94,000	1,278,000	498,000	0	7,906,000
10	1,654,000	1,761,000	972,000	1,956,000	534,000	1,293,000	738,000	0	8,908,000
11	1,559,000	1,982,000	847,000	1,874,000	392,000	1,220,000	419,000	0	8,293,000
12	1,664,000	631,000	8,000	1,936,000	5,000	1,196,000	189,000	0	5,629,000
13	1,429,000	186,000	48,000	1,815,000	75,000	952,000	277,000	0	4,782,000
14	1,636,000	1,705,000	837,000	1,805,000	495,000	1,267,000	778,000	0	8,523,000
15	1,616,000	1,691,000	825,000	2,027,000	269,000	1,291,000	795,000	0	8,514,000
16	1,566,000	1,648,000	804,000	1,850,000	829,000	1,209,000	261,000	0	8,167,000
17	1,620,000	1,704,000	811,000	1,976,000	997,000	1,252,000	13,000	0	8,373,000
18	1,743,000	1,758,000	687,000	1,802,000	744,000	1,263,000	51,000	0	8,048,000
19	1,566,000	849,000	83,000	1,542,000	376,000	1,117,000	13,000	0	5,546,000
20	1,297,000	190,000	65,000	1,808,000	376,000	806,000	62,000	0	4,604,000
21	1,722,000	1,743,000	946,000	1,685,000	1,080,000	1,333,000	305,000	0	8,814,000
22	1,519,000	1,671,000	932,000	2,045,000	1,209,000	1,120,000	136,000	0	8,632,000
23	1,523,000	1,642,000	894,000	1,870,000	1,096,000	1,226,000	100,000	0	8,351,000
24	1,622,000	1,662,000	842,000	1,786,000	1,206,000	1,257,000	90,000	0	8,465,000
25	1,613,000	1,808,000	896,000	1,898,000	915,000	1,252,000	445,000	0	8,827,000
26	1,219,000	1,647,000	107,000	1,810,000	5,000	878,000	10,000	0	5,676,000
27		328,000	0	1,607,000	0	999,000	53,000	0	2,987,000
28	flow meter broken	827,000	412,000	1,867,000	411,000	1,062,000	16,000	0	4,595,000
29		1,747,000	951,000	1,738,000	719,000	1,213,000	117,000	0	6,485,000
30		1,670,000	894,000	1,878,000	1,213,000	1,341,000	67,000	0	7,063,000
31		1,846,000	1,006,000	1,890,000	1,521,000	1,396,000	469,000	0	8,128,000
TOTALS		40,762,000	43,698,000	19,163,000	56,749,000	20,159,000	36,615,000	8,161,000	0

CITY OF LIVINGSTON PRODUCTION REPORTS 2013

JUNE	8	9	11	12	13	14	15	16	TOTALS
1	flow	1,544,000	808,000	1,916,000	1,357,000	1,040,000	369,000	0	7,034,000
2	meter	1,168,000	95,000	1,832,000	293,000	1,119,000	23,000	0	4,530,000
3	not	792,000	91,000	1,875,000	714,000	837,000	80,000	0	4,389,000
4	working	1,663,000	856,000	1,659,000	901,000	1,235,000	882,000	0	7,196,000
5	" " "	1,753,000	930,000	1,779,000	823,000	1,301,000	738,000	0	7,324,000
6	" " "	1,661,000	879,000	2,068,000	1,392,000	1,225,000	333,000	0	7,558,000
7	" " "	1,671,000	870,000	1,792,000	1,482,000	1,198,000	834,000	0	7,847,000
8	" " "	1,794,000	918,000	1,891,000	1,505,000	1,353,000	654,000	0	8,115,000
9	" " "	1,558,000	173,000	1,713,000	425,000	956,000	60,000	0	4,885,000
10	" " "	1,436,000	64,000	1,502,000	1,176,000	337,000	55,000	0	4,570,000
11	1,266,000	1,614,000	905,000	1,785,000	59,000	1,185,000	561,000	0	7,375,000
12	1,467,000	1,657,000	810,000	1,942,000	1,372,000	1,228,000	390,000	0	8,866,000
13	1,749,000	1,922,000	1,019,000	1,980,000	1,535,000	1,506,000	448,000	0	10,159,000
14	1,495,000	1,586,000	846,000	1,654,000	1,256,000	1,246,000	535,000	0	8,618,000
15	1,239,000	1,493,000	777,000	1,857,000	1,439,000	1,029,000	373,000	0	8,207,000
16	1,294,000	1,661,000	562,000	1,860,000	641,000	1,032,000	377,000	0	7,427,000
17	1,425,000	648,000	78,000	1,909,000	362,000	858,000	27,000	0	5,307,000
18	1,766,000	1,958,000	1,029,000	1,506,000	1,300,000	1,480,000	901,000	0	9,940,000
19	1,237,000	1,377,000	675,000	1,960,000	1,209,000	1,049,000	128,000	0	7,635,000
20	1,432,000	1,601,000	795,000	1,808,000	904,000	1,236,000	605,000	0	8,381,000
21	1,603,000	1,721,000	904,000	1,527,000	1,060,000	1,391,000	783,000	0	8,989,000
22	1,339,000	1,556,000	801,000	1,839,000	1,141,000	1,108,000	909,000	0	8,693,000
23	1,491,000	1,755,000	250,000	1,996,000	243,000	1,061,000	31,000	0	6,827,000
24	1,212,000	1,131,000	22,000	1,616,000	190,000	594,000	8,000	0	4,773,000
25	1,457,000	1,654,000	911,000	1,749,000	376,000	1,290,000	623,000	0	8,060,000
26	1,483,000	1,570,000	829,000	1,890,000	1,111,000	1,126,000	521,000	0	8,530,000
27	1,487,000	1,641,000	863,000	1,848,000	1,448,000	1,235,000	619,000	0	9,141,000
28	1,660,000	1,825,000	969,000	1,786,000	1,489,000	1,347,000	807,000	0	9,883,000
29	1,520,000	1,640,000	842,000	1,900,000	1,783,000	1,162,000	901,000	0	9,748,000
30	1,193,000	1,523,000	416,000	1,813,000	704,000	1,054,000	305,000	0	7,008,000
TOTALS	28,815,000	46,573,000	19,987,000	54,252,000	29,690,000	33,818,000	13,880,000	0	227,015,000

CITY OF LIVINGSTON PRODUCTION REPORTS 2013

JULY	8	9	11	12	13	14	15	16	TOTALS
1	1,424,000	1,497,000	398,000	1,695,000	976,000	1,013,000	242,000	0	7,245,000
2	1,550,000	1,638,000	857,000	1,831,000	1,321,000	1,280,000	1,125,000	0	9,602,000
3	1,415,000	1,560,000	826,000	1,864,000	1,568,000	1,193,000	794,000	0	9,220,000
4	1,491,000	1,626,000	564,000	1,882,000	1,210,000	1,228,000	393,000	0	8,394,000
5	1,483,000	1,593,000	414,000	1,770,000	1,005,000	1,034,000	254,000	0	7,553,000
6	1,524,000	1,645,000	809,000	1,856,000	1,283,000	1,268,000	798,000	0	9,183,000
7	1,398,000	1,503,000	201,000	1,800,000	215,000	944,000	68,000	0	6,129,000
8	1,425,000	1,578,000	68,000	1,613,000	204,000	574,000	4,000	0	5,466,000
9	1,789,000	1,801,000	822,000	1,857,000	1,460,000	1,376,000	616,000	0	9,721,000
10	1,440,000	1,461,000	870,000	1,943,000	1,291,000	1,126,000	894,000	0	9,025,000
11	1,617,000	1,629,000	843,000	1,708,000	1,341,000	1,291,000	472,000	0	8,901,000
12	1,617,000	1,633,000	857,000	1,921,000	1,437,000	1,277,000	908,000	0	9,650,000
13	1,725,000	1,760,000	905,000	1,893,000	1,116,000	1,430,000	884,000	0	9,713,000
14	1,606,000	1,674,000	138,000	1,715,000	389,000	1,003,000	1,000	0	6,526,000
15	1,143,000	1,285,000	71,000	1,496,000	201,000	362,000	125,000	0	4,683,000
16	1,666,000	1,691,000	878,000	1,879,000	1,368,000	1,270,000	727,000	0	9,479,000
17	1,628,000	1,612,000	844,000	1,677,000	879,000	1,335,000	683,000	0	8,658,000
18	1,537,000	1,582,000	843,000	1,877,000	1,217,000	1,190,000	641,000	0	8,887,000
19	1,612,000	1,654,000	877,000	1,884,000	1,358,000	1,252,000	901,000	0	9,538,000
20	1,636,000	1,638,000	860,000	1,810,000	1,269,000	1,278,000	723,000	0	9,214,000
21	1,511,000	1,605,000	201,000	1,822,000	272,000	872,000	116,000	0	6,399,000
22	1,408,000	1,518,000	21,000	1,724,000	325,000	451,000	27,000	0	5,474,000
23	1,648,000	1,686,000	897,000	1,648,000	1,246,000	1,166,000	560,000	0	8,851,000
24	1,524,000	1,604,000	836,000	1,925,000	1,167,000	1,293,000	392,000	0	8,741,000
25	1,574,000	1,582,000	829,000	1,758,000	1,250,000	1,213,000	561,000	0	8,767,000
26	1,723,000	1,747,000	897,000	1,759,000	1,187,000	1,341,000	813,000	0	9,467,000
27	1,635,000	1,662,000	847,000	2,048,000	1,406,000	1,340,000	650,000	0	9,588,000
28	1,583,000	1,696,000	173,000	1,786,000	234,000	832,000	0	0	6,304,000
29	1,342,000	418,000	35,000	1,672,000	500,000	800,000	3,000	0	4,770,000
30	1,733,000	1,765,000	923,000	1,731,000	1,366,000	1,386,000	159,000	0	9,063,000
31	1,514,000	1,557,000	851,000	1,899,000	1,415,000	1,189,000	140,000	0	8,565,000
TOTALS	47,921,000	48,900,000	19,455,000	55,743,000	31,476,000	34,607,000	14,674,000	0	252,776,000

CITY OF LIVINGSTON PRODUCTION REPORTS 2013

AUGUST	8	9	11	12	13	14	15	16	TOTALS
1	1,624,000	1,679,000	868,000	1,841,000	1,563,000	1,273,000	289,000	0	9,137,000
2	1,661,000	1,716,000	949,000	2,071,000	1,533,000	1,295,000	703,000	0	9,928,000
3	1,653,000	1,685,000	834,000	1,695,000	1,290,000	1,318,000	594,000	0	9,069,000
4	1,451,000	954,000	193,000	1,694,000	321,000	1,077,000	14,000	0	5,704,000
5	1,842,000	466,000	174,000	1,793,000	666,000	1,277,000	17,000	0	6,235,000
6	1,816,000	1,867,000	980,000	1,809,000	945,000	1,396,000	636,000	0	9,449,000
7	1,191,000	1,291,000	679,000	1,878,000	957,000	1,013,000	534,000	0	7,543,000
8	1,632,000	1,596,000	835,000	1,811,000	1,406,000	1,224,000	358,000	0	8,862,000
9	1,558,000	1,713,000	974,000	2,081,000	1,897,000	1,337,000	375,000	0	9,935,000
10	1,683,000	1,640,000	799,000	1,707,000	1,487,000	1,272,000	122,000	0	8,710,000
11	1,500,000	1,197,000	390,000	1,757,000	560,000	1,050,000	0	0	6,454,000
12	1,564,000	312,000	122,000	1,754,000	387,000	1,073,000	4,000	0	5,216,000
13	1,700,000	1,787,000	931,000	1,805,000	1,628,000	1,437,000	428,000	0	9,716,000
14	1,353,000	1,441,000	739,000	1,881,000	1,258,000	1,045,000	457,000	0	8,174,000
15	1,526,000	1,657,000	883,000	1,950,000	1,423,000	1,242,000	595,000	0	9,276,000
16	1,745,000	1,829,000	949,000	1,690,000	1,149,000	1,296,000	942,000	0	9,600,000
17	1,588,000	1,651,000	875,000	1,890,000	1,490,000	1,170,000	619,000	0	9,283,000
18	1,391,000	1,065,000	212,000	1,683,000	47,000	1,100,000	0	0	5,498,000
19	1,581,000	251,000	91,000	1,969,000	498,000	1,124,000	32,000	0	5,546,000
20	1,722,000	1,778,000	895,000	1,775,000	1,283,000	1,289,000	620,000	0	9,362,000
21	1,519,000	1,582,000	811,000	1,974,000	1,170,000	1,319,000	680,000	0	9,055,000
22	1,593,000	1,718,000	886,000	1,740,000	1,362,000	1,308,000	821,000	0	9,428,000
23	1,510,000	1,617,000	789,000	1,718,000	1,156,000	1,208,000	697,000	0	8,695,000
24	1,572,000	1,693,000	852,000	1,876,000	1,345,000	1,266,000	736,000	0	9,340,000
25	1,733,000	962,000	520,000	2,034,000	376,000	1,347,000	123,000	0	7,095,000
26	1,337,000	233,000	56,000	159,000	339,000	847,000	71,000	0	3,042,000
27	1,547,000	1,663,000	840,000	1,853,000	1,335,000	1,236,000	435,000	0	8,909,000
28	1,579,000	1,688,000	952,000	1,732,000	950,000	1,276,000	569,000	0	8,746,000
29	1,621,000	1,734,000	877,000	1,884,000	1,011,000	1,295,000	730,000	0	9,152,000
30	1,746,000	1,772,000	939,000	1,697,000	1,192,000	1,341,000	521,000	0	9,208,000
31	1,618,000	1,742,000	904,000	2,153,000	1,254,000	1,354,000	861,000	0	9,886,000
TOTALS	49,156,000	43,979,000	21,798,000	55,354,000	33,278,000	38,105,000	13,583,000	0	255,253,000

CITY OF LIVINGSTON PRODUCTION REPORTS 2013

SEPTEMBER	8	9	11	12	13	14	15	16	TOTALS
1	1,672,000	1,123,000	434,000	1,660,000	532,000	1,105,000	295,000	0	6,821,000
2	1,514,000	0	0	1,698,000	202,000	772,000	5,000	0	4,191,000
3	1,658,000	881,000	411,000	1,817,000	704,000	1,200,000	145,000	0	6,816,000
4	1,565,000	1,644,000	839,000	1,893,000	1,000,000	1,288,000	379,000	0	8,608,000
5	1,817,000	1,841,000	919,000	1,837,000	1,068,000	1,335,000	145,000	0	8,962,000
6	1,660,000	1,672,000	850,000	2,042,000	742,000	1,354,000	626,000	0	8,946,000
7	1,707,000	1,797,000	925,000	1,856,000	919,000	1,435,000	456,000	0	9,095,000
8	1,686,000	1,074,000	101,000	1,900,000	9,000	1,181,000	46,000	0	5,997,000
9	1,430,000	198,000	34,000	1,592,000	255,000	800,000	10,000	0	4,319,000
10	1,870,000	1,930,000	984,000	2,087,000	721,000	1,412,000	689,000	0	9,693,000
11	1,811,000	1,666,000	906,000	1,610,000	511,000	1,491,000	600,000	0	8,595,000
12	1,661,000	1,809,000	845,000	1,855,000	990,000	1,312,000	91,000	0	8,563,000
13	1,725,000	1,795,000	967,000	1,848,000	839,000	1,362,000	595,000	0	9,131,000
14	1,572,000	1,599,000	815,000	2,056,000	1,217,000	1,245,000	4,000	0	8,508,000
15	1,586,000	507,000	410,000	1,758,000	351,000	1,233,000	16,000	0	5,861,000
16	1,665,000	287,000	87,000	1,925,000	191,000	660,000	9,000	0	4,824,000
17	1,940,000	1,905,000	1,027,000	1,758,000	949,000	1,507,000	6,000	0	9,092,000
18	1,473,000	1,509,000	737,000	1,898,000	934,000	1,172,000	3,000	0	7,726,000
19	1,690,000	1,726,000	903,000	1,815,000	905,000	1,349,000	3,000	0	8,391,000
20	1,763,000	1,832,000	966,000	2,034,000	1,156,000	1,411,000	12,000	0	9,174,000
21	2,002,000	1,640,000	786,000	2,115,000	388,000	1,587,000	25,000	0	8,543,000
22	1,827,000	0	318,000	1,613,000	20,000	933,000	18,000	0	4,729,000
23	1,244,000	258,000	17,000	1,787,000	2,000	696,000	4,000	0	4,008,000
24	1,677,000	1,768,000	246,000	1,267,000	153,000	1,305,000	14,000	0	6,430,000
25	1,759,000	1,790,000	0	1,269,000	240,000	1,353,000	16,000	0	6,427,000
26	1,568,000	1,642,000	129,000	1,043,000	526,000	1,232,000	0	0	6,140,000
27	1,726,000	1,805,000	959,000	1,596,000	1,410,000	1,347,000	4,000	0	8,847,000
28	1,607,000	1,671,000	868,000	1,554,000	990,000	1,282,000	1,000	0	7,973,000
29	1,693,000	604,000	344,000	1,248,000	248,000	1,308,000	0	0	5,445,000
30	1,616,000	852,000	388,000	1,131,000	303,000	1,178,000	81,000	0	5,549,000
TOTALS	50,184,000	38,825,000	17,215,000	51,562,000	18,475,000	36,845,000	4,298,000	0	217,404,000

CITY OF LIVINGSTON PRODUCTION REPORTS 2013

OCTOBER	8	9	11	12	13	14	15	16	TOTALS
1	1,724,000	1,761,000	917,000	1,138,000	1,472,000	1,371,000	41,000	0	8,424,000
2	1,645,000	1,701,000	904,000	1,502,000	566,000	1,284,000	86,000	0	7,688,000
3	1,697,000	1,747,000	919,000	1,549,000	874,000	1,361,000	20,000	0	8,167,000
4	1,754,000	1,809,000	946,000	1,865,000	874,000	1,395,000	11,000	0	8,654,000
5	1,918,000	1,930,000	876,000	1,663,000	689,000	1,386,000	0	0	8,462,000
6	1,527,000	630,000	0	1,742,000	0	968,000	0	0	4,867,000
7	1,397,000	287,000	66,000	1,829,000	58,000	744,000	0	0	4,381,000
8	1,786,000	1,820,000	923,000	1,557,000	584,000	1,464,000	8,000	0	8,142,000
9	1,597,000	1,643,000	858,000	1,847,000	440,000	1,292,000	3,000	0	7,680,000
10	1,667,000	1,650,000	723,000	1,687,000	158,000	1,208,000	6,000	0	7,099,000
11	1,792,000	1,985,000	842,000	1,913,000	315,000	200,000	3,000	0	7,050,000
12	2,010,000	1,956,000	1,141,000	2,180,000	704,000	1,610,000	10,000	0	9,611,000
13	1,486,000	118,000	340,000	1,385,000	27,000	983,000	0	0	4,339,000
14	1,647,000	443,000	160,000	1,674,000	88,000	432,000	0	0	4,444,000
15	1,552,000	1,913,000	1,016,000	1,411,000	657,000	1,212,000	3,000	0	7,764,000
16	1,672,000	1,403,000	742,000	1,210,000	1,200,000	1,343,000	0	0	7,570,000
17	1,716,000	1,801,000	883,000	1,307,000	1,024,000	1,371,000	0	0	8,102,000
18	1,773,000	1,823,000	963,000	1,456,000	1,340,000	1,417,000	0	0	8,772,000
19	1,670,000	1,736,000	914,000	1,361,000	1,214,000	1,341,000	0	0	8,236,000
20	1,548,000	825,000	587,000	1,226,000	272,000	1,211,000	40,000	0	5,709,000
21	1,556,000	238,000	46,000	1,094,000	30,000	989,000	2,000	0	3,955,000
22	1,747,000	1,806,000	967,000	1,570,000	993,000	1,364,000	0	0	8,447,000
23	1,683,000	1,729,000	909,000	1,409,000	590,000	1,361,000	0	0	7,681,000
24	1,657,000	1,721,000	904,000	1,393,000	635,000	1,338,000	0	0	7,648,000
25	1,789,000	1,801,000	926,000	1,467,000	400,000	1,466,000	0	0	7,849,000
26	1,813,000	1,855,000	1,011,000	1,828,000	536,000	1,440,000	0	0	8,483,000
27	1,611,000	1,556,000	342,000	1,179,000	230,000	1,117,000	0	0	6,035,000
28	1,602,000	224,000	95,000	1,230,000	7,000	1,218,000	0	0	4,376,000
29	1,981,000	1,936,000	998,000	1,430,000	181,000	1,595,000	12,000	0	8,133,000
30	1,571,000	1,623,000	867,000	1,762,000	176,000	1,230,000	4,000	0	7,233,000
31	2,007,000	1,922,000	984,000	1,501,000	190,000	1,631,000	22,000	0	8,257,000
TOTALS	52,595,000	45,392,000	22,769,000	47,365,000	16,524,000	38,342,000	271,000	0	223,258,000

CITY OF LIVINGSTON PRODUCTION REPORTS 2013

NOVEMBER	8	9	11	12	13	14	15	16	TOTALS
1	1,567,000	1,650,000	912,000	1,711,000	107,000	1,215,000	56,000	0	7,218,000
2	1,641,000	1,798,000	958,000	1,712,000	0	1,468,000	0	0	7,577,000
3	1,919,000	858,000	197,000	1,250,000	0	1,220,000	0	0	5,444,000
4	1,997,000	333,000	83,000	1,048,000	0	1,064,000	0	0	4,525,000
5	1,994,000	1,746,000	956,000	1,475,000	20,000	1,530,000	9,000	0	7,730,000
6	1,681,000	1,979,000	1,071,000	1,678,000	39,000	1,531,000	320,000	0	8,299,000
7	1,686,000	1,556,000	778,000	1,639,000	72,000	1,152,000	6,000	0	6,889,000
8	2,107,000	1,798,000	936,000	1,620,000	16,000	1,654,000	0	0	8,131,000
9	1,566,000	1,840,000	945,000	1,877,000	52,000	1,230,000	0	0	7,510,000
10	1,757,000	1,234,000	229,000	1,445,000	1,000	1,117,000	0	0	5,783,000
11	1,468,000	0	0	994,000	0	999,000	0	0	3,461,000
12	1,879,000	963,000	631,000	1,125,000	34,000	1,212,000	0	0	5,844,000
13	1,746,000	1,772,000	747,000	1,618,000	8,000	1,424,000	0	0	7,315,000
14	1,804,000	1,894,000	1,026,000	2,011,000	98,000	1,459,000	1,000	0	8,293,000
15	1,728,000	1,639,000	853,000	1,668,000	23,000	1,333,000	0	0	7,244,000
16	1,869,000	1,876,000	888,000	1,477,000	17,000	1,388,000	0	0	7,515,000
17	1,696,000	546,000	45,000	1,340,000	1,000	1,282,000	0	0	4,910,000
18	1,540,000	237,000	38,000	1,056,000	0	1,113,000	0	0	3,984,000
19	1,756,000	1,881,000	985,000	1,700,000	0	1,613,000	0	0	7,935,000
20	1,812,000	1,730,000	908,000	1,342,000	2,000	1,166,000	0	0	6,960,000
21	1,861,000	1,862,000	917,000	1,602,000	0	1,404,000	0	0	7,646,000
22	1,555,000	1,659,000	849,000	1,138,000	0	1,255,000	0	0	6,456,000
23	1,705,000	1,746,000	751,000	1,457,000	0	1,352,000	0	0	7,011,000
24	1,720,000	189,000	87,000	1,180,000	0	466,000	0	0	3,642,000
25	1,745,000	385,000	72,000	1,068,000	2,000	87,000	0	0	3,359,000
26	1,698,000	1,641,000	736,000	1,310,000	0	1,269,000	0	0	6,654,000
27	1,772,000	1,769,000	769,000	1,161,000	1,000	1,369,000	0	0	6,841,000
28	1,747,000	1,100,000	393,000	1,372,000	0	826,000	0	0	5,438,000
29	1,704,000	825,000	55,000	1,177,000	0	520,000	0	0	4,281,000
30	1,774,000	1,818,000	687,000	1,280,000	0	1,311,000	0	0	6,870,000
TOTALS	52,494,000	40,324,000	18,502,000	42,531,000	493,000	36,029,000	392,000	0	190,765,000

CITY OF LIVINGSTON PRODUCTION REPORTS 2013

DECEMBER	8	9	11	12	13	14	15	16	TOTALS
1	1,723,000	578,000	0	1,232,000	0	485,000	0	0	4,018,000
2	1,751,000	822,000	161,000	1,409,000	1,000	640,000	1,000	0	4,785,000
3	1,928,000	1,868,000	916,000	1,418,000	0	1,490,000	0	0	7,620,000
4	1,517,000	1,723,000	833,000	1,418,000	23,000	1,137,000	45,000	0	6,696,000
5	1,734,000	1,694,000	872,000	1,265,000	0	1,265,000	0	0	6,830,000
6	1,734,000	1,764,000	799,000	1,431,000	0	1,338,000	0	0	7,066,000
7	1,973,000	1,901,000	611,000	1,574,000	0	1,446,000	0	0	7,505,000
8	1,725,000	376,000	0	1,203,000	0	350,000	1,000	0	3,655,000
9	1,537,000	246,000	0	1,095,000	1,000	50,000	4,000	0	2,933,000
10	1,754,000	1,755,000	688,000	1,300,000	0	1,270,000	0	0	6,767,000
11	1,711,000	1,829,000	627,000	1,300,000	0	1,332,000	0	0	6,799,000
12	1,697,000	1,696,000	574,000	1,333,000	0	1,295,000	0	0	6,595,000
13	1,705,000	1,769,000	677,000	1,337,000	0	1,341,000	0	0	6,829,000
14	1,940,000	1,280,000	402,000	1,604,000	0	853,000	0	0	6,079,000
15	1,655,000	0	0	781,000	0	236,000	0	0	2,672,000
16	1,572,000	153,000	2,000	791,000	0	84,000	0	0	2,602,000
17	1,837,000	1,855,000	1,016,000	1,348,000	0	1,354,000	0	0	7,410,000
18	1,696,000	1,767,000	765,000	1,146,000	0	1,257,000	3,000	0	6,634,000
19	1,759,000	1,805,000	718,000	1,510,000	0	1,202,000	0	0	6,994,000
20	1,698,000	1,754,000	435,000	1,443,000	0	1,194,000	0	0	6,524,000
21	1,788,000	1,672,000	434,000	1,326,000	0	1,212,000	4,000	0	6,436,000
22	1,772,000	564,000	18,000	1,189,000	0	367,000	62,000	0	3,972,000
23	1,547,000	127,000	20,000	921,000	0	36,000	0	0	2,651,000
24	1,932,000	1,972,000	803,000	1,672,000	0	1,084,000	0	0	7,463,000
25	1,581,000	948,000	257,000	914,000	0	464,000	0	0	4,164,000
26	1,678,000	797,000	124,000	1,306,000	0	381,000	4,000	0	4,290,000
27	2,031,000	well	1,070,000	1,903,000	602,000	1,463,000	84,000	0	7,153,000
28	2,021,000	down	1,062,000	1,946,000	540,000	1,524,000	38,000	0	7,131,000
29	1,834,000	for	540,000	1,834,000	311,000	984,000	10,000	0	5,513,000
30	1,752,000	repairs	439,000	1,693,000	11,000	681,000	4,000	0	4,580,000
31	1,998,000	0	1,053,000	1,975,000	615,000	1,498,000	3,000	0	7,142,000
TOTALS	54,580,000	32,715,000	15,916,000	42,617,000	2,104,000	29,313,000	263,000	0	177,508,000

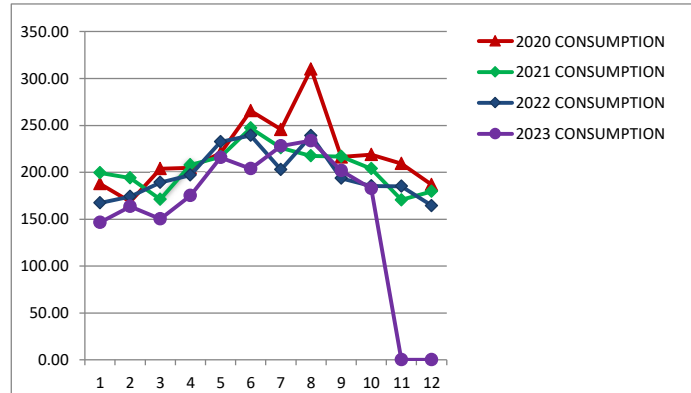
APPENDIX 2

Metered Water Consumption

2. ACTIVE SERVICE CONNECTIONS

CUSTOMER CLASS	POTABLE WATER		RECYCLED WATER	
	METERED	UNMETERED	METERED	UNMETERED
SFR	3,280			
MFR	86			
COMM/INST	182			
INDUSTRIAL	6			
LANDSCAPE IRR	33			
OTR	5			
AG IRR				
TOTAL	3,592			

1,000,000



4. METERED WATER DELIVERIES-UNITS OF DELIVERY

MG

2023

	DEC2022	JAN	FEB	MAR	APR	MAY	JUN	JUL	AUG	SEP	OCT	NOV	DEC	2023 TTL
A. SFR	30.29	24.05	26.77	22.22	30.19	51.54	51.57	63.75	63.82	52.84	47.00			433.75
B. MFR	3.11	2.54	2.63	2.16	2.66	4.03	4.47	4.89	4.86	5.61	4.83			38.68
C. COMM/INST.	5.81	4.71	7.99	4.58	6.69	12.37	11.59	13.74	14.54	11.87	11.41			99.50
D. INDUSTRIAL	124.28	114.82	125.68	121.19	135.11	141.82	129.68	138.37	143.40	127.06	113.80			1,290.91
E. LANDSCAPE IRR	0.86	0.46	0.30	0.13	0.58	5.95	6.38	7.09	6.98	4.14	5.08			37.09
F. OTHER	0.03	0.00	0.05	0.02	0.01	0.05	0.03	0.14	0.03	0.12	0.40			0.84
2020TTL URBAN RET. (A THRU F)	164.37	146.58	163.40	150.29	175.25	215.76	203.73	227.98	233.63	201.64	182.53	0.00	0.00	1,900.77
AG IRR														0
WHOLESALE														0

>472.43
or
24.85%

4. METERED WATER DELIVERIES-UNITS OF DELIVERY

MG

2022

	DEC2021	JAN	FEB	MAR	APR	MAY	JUN	JUL	AUG	SEP	OCT	NOV	DEC	2022 TTL
A. SFR	30.70	26.96	30.85	39.81	42.10	55.53	58.90	61.98	67.12	53.33	45.07	34.89	30.29	546.82
B. MFR	3.55	3.37	3.29	4.28	4.58	5.62	6.35	6.06	6.84	4.87	4.88	3.80	3.11	57.04
C. COMM/INST.	4.60	3.86	5.50	6.27	8.76	12.23	12.01	12.36	15.47	12.29	10.76	8.37	5.81	113.69
D. INDUSTRIAL	138.98	132.90	133.14	134.85	137.41	154.81	155.73	114.94	143.49	118.09	120.17	135.78	124.28	1,605.57
E. LANDSCAPE IRR	0.63	0.16	1.21	3.66	4.20	4.18	6.25	7.30	6.18	5.02	4.24	2.10	0.86	45.36
F. OTHER	1.18	0.01	0.16	0.21	0.08	0.03	0.02	0.00	0.01	0.02	0.13	0.12	0.03	0.83
2020TTL URBAN RET. (A THRU F)	179.64	167.26	174.16	189.07	197.13	232.40	239.24	202.64	239.10	193.63	185.25	185.06	164.37	2,369.31
AG IRR														0
WHOLESALE														0

>603.86
or
25.49%

4. METERED WATER DELIVERIES-UNITS OF DELIVERY

MG 2021

	DEC2021	JAN	FEB	MAR	APR	MAY	JUN	JUL	AUG	SEP	OCT	NOV	DEC	2021 TTL
A. SFR	31.14	32.40	27.28	32.32	51.85	58.92	69.79	69.00	61.65	62.23	51.87	30.56	30.70	578.56
B. MFR	3.26	3.44	3.03	3.07	5.03	5.66	6.98	7.01	6.64	6.13	5.77	4.09	3.55	60.41
C. COMM/INST.	5.06	6.35	4.40	5.63	7.58	9.50	10.42	10.87	11.10	11.91	10.01	6.56	4.60	98.92
D. INDUSTRIAL	145.44	156.78	159.00	128.90	137.06	134.37	146.11	121.85	124.43	126.61	130.34	126.27	138.98	1,630.69
E. LANDSCAPE IRR	1.95	0.40	0.25	1.01	5.08	7.03	9.31	9.09	6.31	6.01	4.13	1.99	0.63	51.26
F. OTHER	0.02	0.01	0.00	0.26	1.18	0.86	4.41	8.15	7.31	3.94	1.64	1.06	1.18	30.00
2020TTL URBAN RET. (A THRU F)	186.86	199.37	193.95	171.20	207.79	216.32	247.02	225.98	217.44	216.83	203.77	170.53	179.64	2,449.83
AG IRR														0
WHOLESALE														0

>638.97
or
26.08%

4. METERED WATER DELIVERIES-UNITS OF DELIVERY

MG 2020

	DEC2019	JAN	FEB	MAR	APR	MAY	JUN	JUL	AUG	SEP	OCT	NOV	DEC	2020 TTL
A. SFR	26.35	26.99	29.69	35.41	34.52	56.50	72.36	66.46	78.10	56.56	50.73	41.17	31.14	579.63
B. MFR	3.60	3.46	3.21	3.82	4.21	5.89	6.56	5.96	7.09	5.26	5.01	4.16	3.26	57.88
C. COMM/INST.	4.23	3.94	4.06	6.21	4.64	8.06	9.78	9.41	12.12	8.89	8.26	8.48	5.06	88.92
D. INDUSTRIAL	133.15	153.20	130.45	155.01	159.71	142.18	166.05	155.95	201.98	138.23	149.56	151.82	145.44	1,849.57
E. LANDSCAPE IRR	1.73	0.33	0.89	3.43	1.64	7.94	10.81	7.81	10.57	7.13	4.97	3.38	1.95	60.85
F. OTHER	0.00	0.00	0.03	0.08	0.03	0.03	0.00	0.02	0.13	0.18	0.19	0.16	0.02	0.85
2020TTL URBAN RET. (A THRU F)	169.05	187.91	168.33	203.95	204.75	220.60	265.56	245.60	309.98	216.26	218.72	209.18	186.86	2,637.70
AG IRR														0
WHOLESALE														0

>637.51
or
24.17%

4. METERED WATER DELIVERIES-UNITS OF DELIVERY

MG 2019

	DEC2018	JAN	FEB	MAR	APR	MAY	JUN	JUL	AUG	SEP	OCT	NOV	DEC	2019 TTL
A. SFR	25.23	26.13	21.29	21.77	31.82	52.19	55.59	63.31	70.79	62.18	51.44	41.64	26.35	524.49
B. MFR	3.21	3.28	3.17	2.95	3.64	5.79	5.53	6.62	7.09	6.79	5.71	5.21	3.60	59.38
C. COMM/INST.	3.86	3.53	3.20	3.25	4.87	8.83	9.29	11.36	11.94	10.98	9.67	7.50	4.23	88.63
D. INDUSTRIAL	112.06	123.90	111.14	120.97	121.44	119.19	145.26	120.16	130.43	114.44	131.37	128.43	133.15	1,499.88
E. LANDSCAPE IRR	0.84	0.20	0.22	0.23	2.53	9.75	10.05	11.14	13.00	9.46	8.38	4.71	1.73	71.39
F. OTHER	0.12	0.01	0.02	0.02	0.06	0.04	0.01	0.03	0.02	0.02	0.00	0.00	0.00	0.22
2019TTL URBAN RET. (A THRU F)	145.32	157.05	139.04	149.19	164.36	195.78	225.72	212.62	233.26	203.87	206.57	187.48	169.05	2,243.99

>583.87
or
26.02%

Residential Usage Average from 2019 to 2022

25.32%











APPENDIX 3

2022 Population Estimate

QuickFacts

California; Livingston city, California

QuickFacts provides statistics for all states and counties, and for cities and towns with a *population of 5,000 or more*.

Population 	California	Livingston city, California
Population Estimates, July 1, 2022, (V2022)	 39,029,342	 14,760
 PEOPLE		
Population		
Population Estimates, July 1, 2022, (V2022)	 39,029,342	 14,760
Population estimates base, April 1, 2020, (V2022)	 39,538,245	 14,177
Population, percent change - April 1, 2020 (estimates base) to July 1, 2022, (V2022)	 -1.3%	 4.1%
Population, Census, April 1, 2020	39,538,223	14,172
Population, Census, April 1, 2010	37,253,956	13,058



STAFF REPORT

AGENDA ITEM: Discussion and Direction Regarding Councilmember Residency Issues

MEETING DATE: January 16, 2024

FROM: Mayor Jose Moran

RECOMMENDATION:

Over the last several meetings, multiple community members have asked questions regarding the residency of Council Member Maria Soto.

It is recommended that the Council discuss and provide direction on this item to address concerns from the community.



STAFF REPORT

AGENDA ITEM: Selection of Committee Members for the 4th of July Standing Committee

MEETING DATE: January 16, 2024

PREPARED BY: Christopher Lopez, Interim City Manager

RECOMMENDATION:

At the December 19, 2023, meeting of the Mayor and City Council, the Council approved the formation of a standing committee for the 4th of July celebration. As a standing meeting, each meeting of the Committee will require Brown Act noticing requirements.

Staff is requesting that the Mayor and Council select the members of the standing committee including the Council members appointed for this committee.



STAFF REPORT

AGENDA ITEM: Discussion and Adoption of the Merced County Association of Governments (MCAG) 2024 One Priorities for the City of Livingston

MEETING DATE: January 16, 2024

PREPARED BY: Christopher Lopez, Interim City Manager

RECOMMENDATION:

It is recommended that the City Council discuss and adopt the Merced County Association of Governments (MCAG) 2024 One Voice Priorities for the City of Livingston.

BACKGROUND:

The purpose of the Merced County Association of Governments One Voice program is to develop a shared platform of projects and issues of regional significance that serves as the foundation for a federal advocacy effort.

The goals of the program are to:

- Communicate the region's legislative priorities clearly and succinctly;
- Communicate the need for additional federal funding for local projects; and
- Advocate for legislation or policy changes that will benefit the region.

In order to accomplish these goals, a delegation of community leaders from throughout the region come together as a unified voice to communicate key messages to legislators, federal agencies and staff in Washington, DC. The platform and unified message are developed through a coordinated and collaborative process that involves delegates, staff from local jurisdictions, partner agencies and community organizations.

To participate in this federal advocacy effort, delegates are required to:

- Commit to the goals of the program,
- Regularly attend planning and debrief meetings,
- Participate in all scheduled appointments during the trip, including group dinner events (no-shows will be invoiced for the cost of their meal),
- Only communicate shared messages developed through the collaborative planning process,
- Respect the roles of the designated speakers and refrain from presenting information other than the agreed upon platform, projects and messages during the trip,
- Avoid using your cell phone at meetings (if you must take a call please step out),
- Refrain from using the "One Voice" name to promote issues that are not part of the shared platform,
- Dress appropriately for meetings; business casual,
- Attend in-person advocacy meetings in Washington D.C.



DISCUSSION

At the October 17, 2023, meeting of the Mayor and City Council, Councilmembers Jason Roth and Jatinder Mann were selected as the delegates for the One Voice trip. For the 2024 program, MCAG staff and respective delegates have begun preparing for the 2024 trip and have begun talking about priorities from each jurisdiction.

At this point, and to ensure Council alignment, the MCAG One Voice delegation wishes to bring this topic to the entire council for formal direction.

Proposed MCAG One Voice Priorities: City of Livingston

During the last several discussions with the MCAG delegation, numerous projects and priority areas have been identified including the following:

1. Rec-Plex funding.
2. Increased fire personnel staffing and grant funding opportunities through FEMA.
3. Infrastructure projects including new water wells, treatment, wastewater, and other infrastructure projects.

Should these priority areas be agreed upon by the Council, staff would begin compiling specific projects around the third priority based on information currently available.

Alternative Direction

If there are other priority areas that the Council wishes to select, staff requests that they are identified and agreed upon by a majority of the Council.